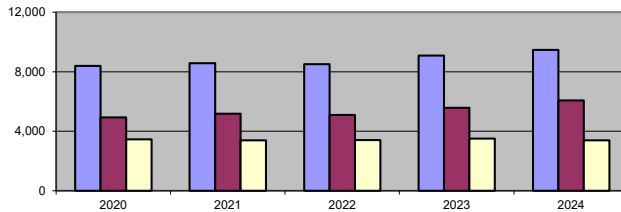


NEW MEXICO TOTALS

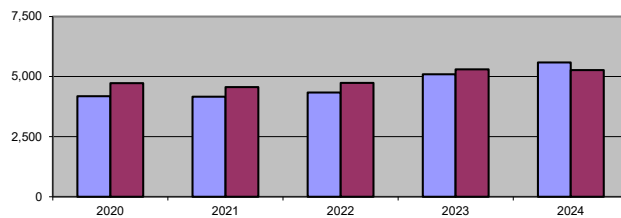
DWI Arrests Showing First Arrests & Repeat Offenders

Year	2020	2021	2022	2023	2024
Total DWI Arrests	8,387	8,571	8,511	9,085	9,465
First DWI Arrests	4,925	5,179	5,101	5,582	6,080
Repeat DWI Arrests	3,462	3,392	3,410	3,503	3,385



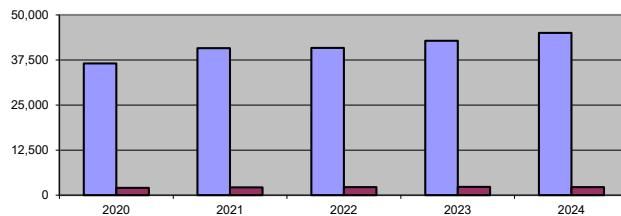
DWI Screening & Conviction Numbers

Year	2020	2021	2022	2023	2024
Screening	4,183	4,161	4,341	5,100	5,586
Convictions	4,725	4,563	4,737	5,297	5,274



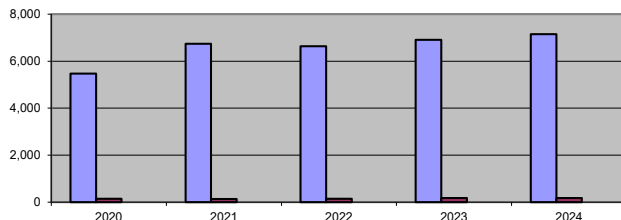
Crashes by Alcohol Involvement

Year	2020	2021	2022	2023	2024
All Crashes	36,555	40,769	40,884	42,836	45,042
Alcohol-involved Crashes	2,020	2,150	2,233	2,268	2,209



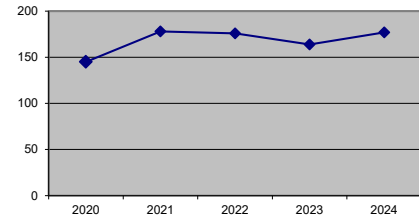
Teen Drivers in Crashes

Year	2020	2021	2022	2023	2024
All Teen Drivers in Crashes	5,475	6,737	6,637	6,910	7,146
Alcohol-Involved Teen Drivers	145	140	141	175	177



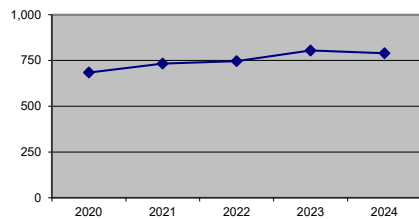
Alcohol Involved Fatalities

Year	2020	2021	2022	2023	2024
Fatalities	145	178	176	164	177



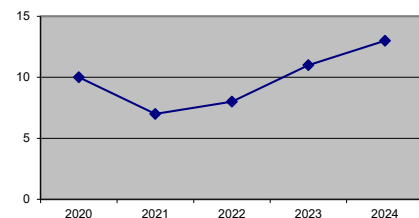
Serious Alcohol Involved Injuries

Year	2020	2021	2022	2023	2024
Injuries	684	733	747	805	789



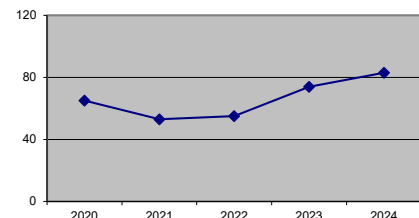
Fatalities in Alcohol-Involved Teen-Driver Crashes

Year	2020	2021	2022	2023	2024
Fatalities	10	7	8	11	13



Serious and Minor Injuries in Alcohol-Involved Teen-Driver Crashes

Year	2020	2021	2022	2023	2024
Injuries	65	53	55	74	83

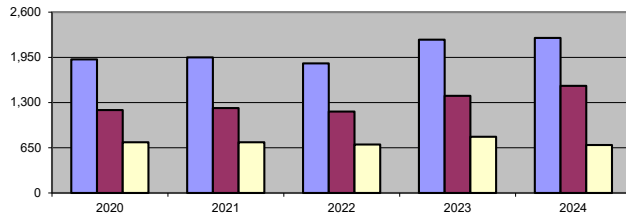


For additional information regarding the data found in this report, please see the **Data Definitions and Sources Section on Page 35**.

BERNALILLO COUNTY

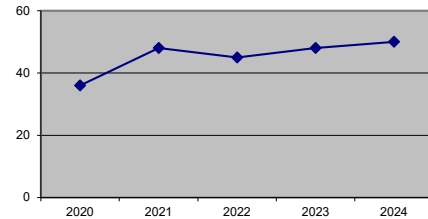
DWI Arrests Showing First Arrests & Repeat Offenders

Year	2020	2021	2022	2023	2024
Total DWI Arrests	1,920	1,948	1,864	2,203	2,230
First DWI Arrests	1,191	1,219	1,169	1,396	1,539
Repeat DWI Arrests	729	729	695	807	691



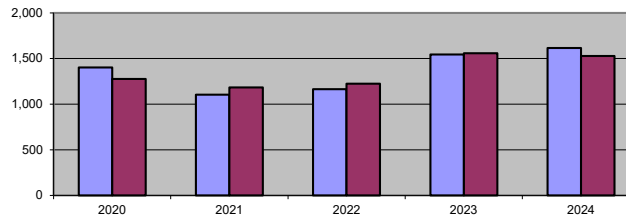
Alcohol Involved Fatalities

Year	2020	2021	2022	2023	2024
Fatalities	36	48	45	48	50



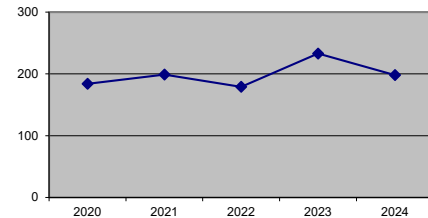
DWI Screening & Conviction Numbers

Year	2020	2021	2022	2023	2024
Screening	1,403	1,105	1,163	1,545	1,617
Convictions	1,277	1,184	1,224	1,559	1,529



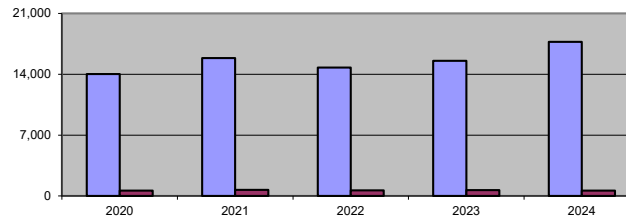
Serious Alcohol Involved Injuries

Year	2020	2021	2022	2023	2024
Injuries	184	199	179	233	198



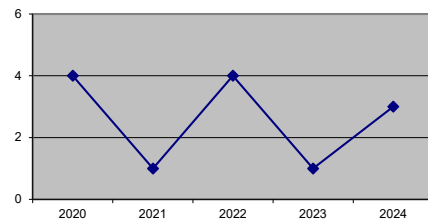
Crashes by Alcohol Involvement

Year	2020	2021	2022	2023	2024
All Crashes	14,038	15,864	14,774	15,554	17,733
Alcohol-involved Crashes	613	692	636	676	618



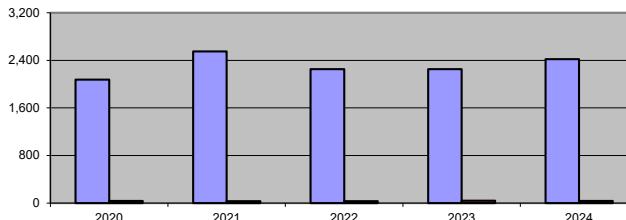
Fatalities in Alcohol-Involved Teen-Driver Crashes

Year	2020	2021	2022	2023	2024
Fatalities	4	1	4	1	3



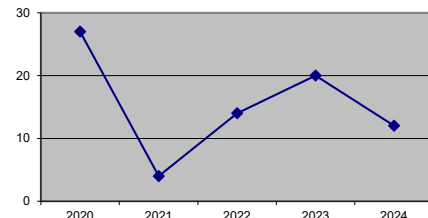
Teen Drivers in Crashes

Year	2020	2021	2022	2023	2024
All Teen Drivers in Crashes	2,074	2,549	2,254	2,253	2,420
Alcohol-Involved Teen Drivers	37	31	31	41	36



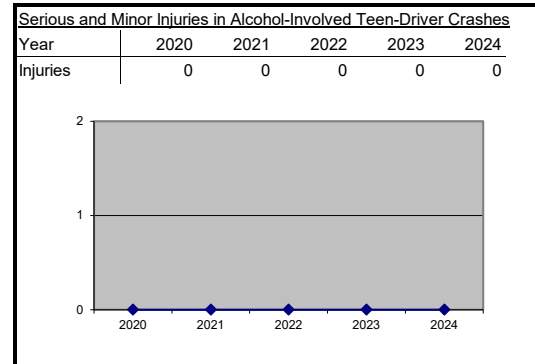
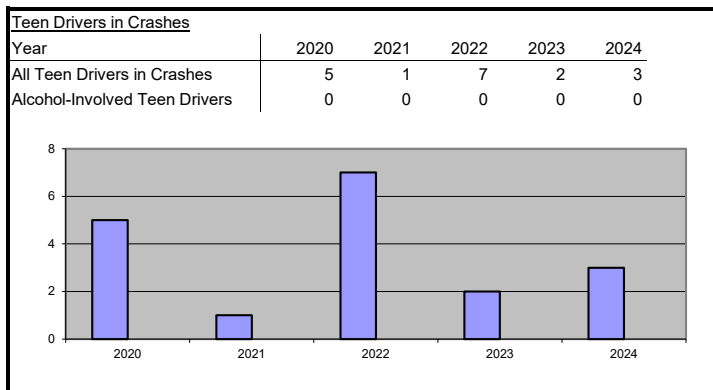
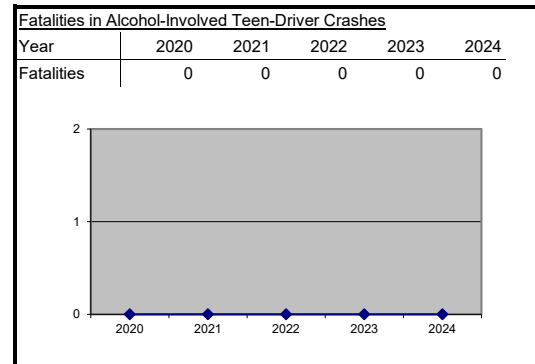
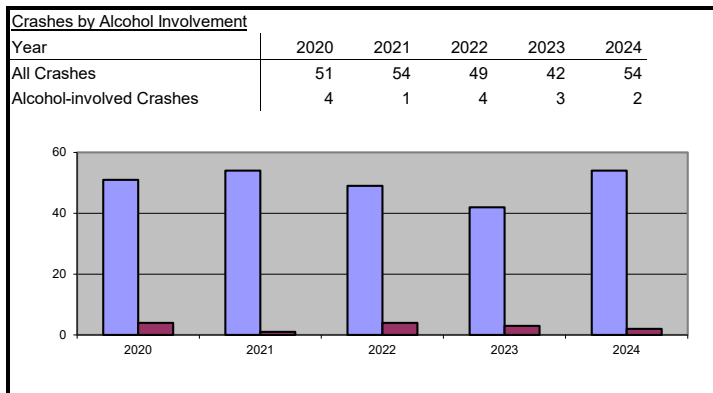
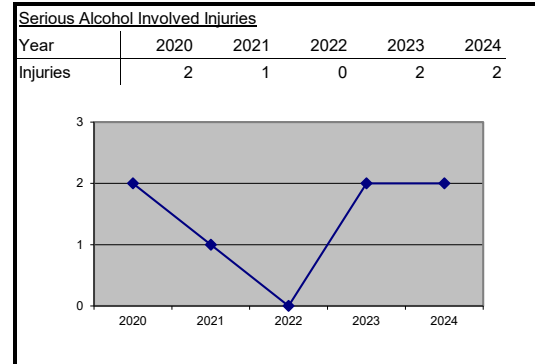
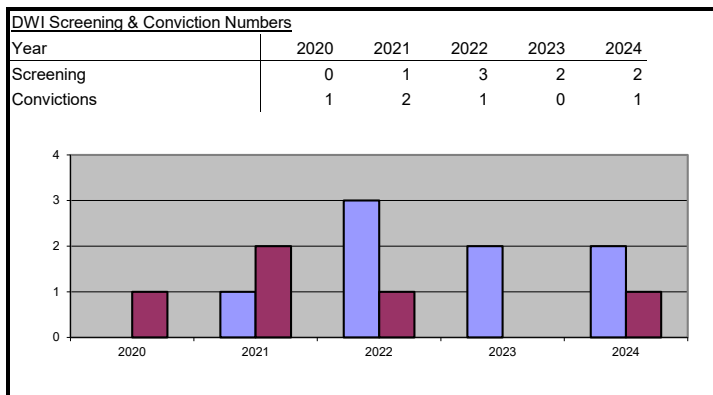
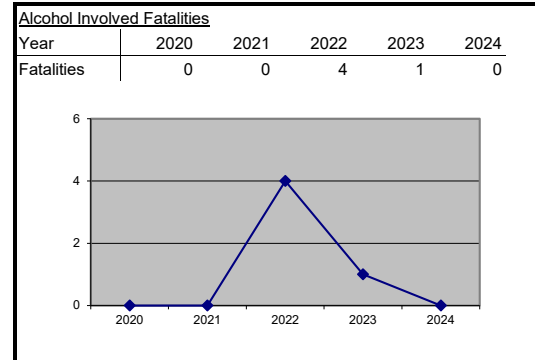
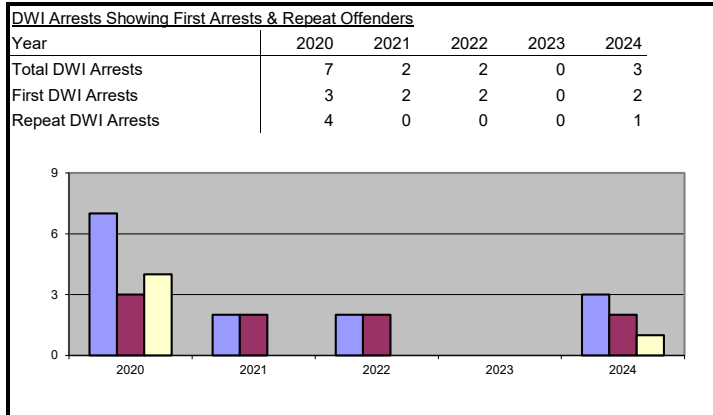
Serious and Minor Injuries in Alcohol-Involved Teen-Driver Crashes

Year	2020	2021	2022	2023	2024
Injuries	27	4	14	20	12



For additional information regarding the data found in this report, please see the **Data Definitions and Sources Section on Page 35**.

CATRON COUNTY

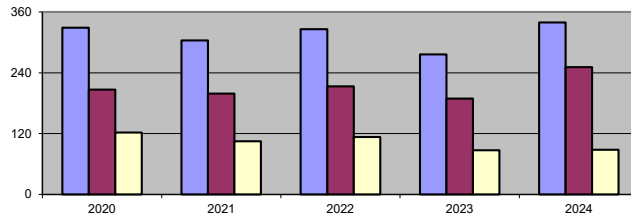


For additional information regarding the data found in this report, please see the **Data Definitions and Sources Section on Page 35**.

CHAVES COUNTY

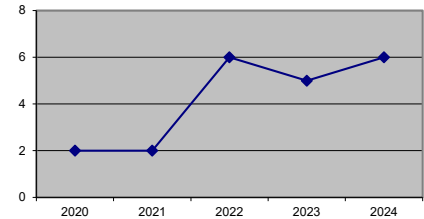
DWI Arrests Showing First Arrests & Repeat Offenders

Year	2020	2021	2022	2023	2024
Total DWI Arrests	329	304	326	276	339
First DWI Arrests	207	199	213	189	251
Repeat DWI Arrests	122	105	113	87	88



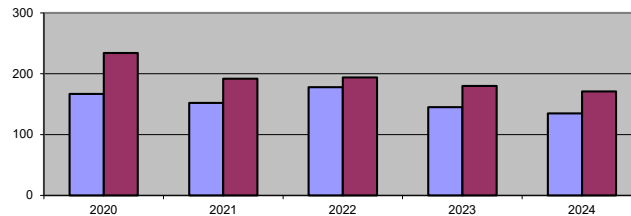
Alcohol Involved Fatalities

Year	2020	2021	2022	2023	2024
Fatalities	2	2	6	5	6



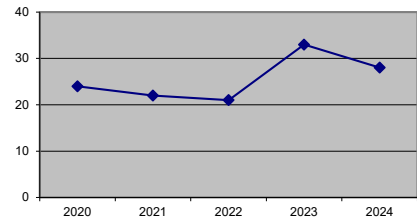
DWI Screening & Conviction Numbers

Year	2020	2021	2022	2023	2024
Screening	167	152	178	145	135
Convictions	234	192	194	180	171



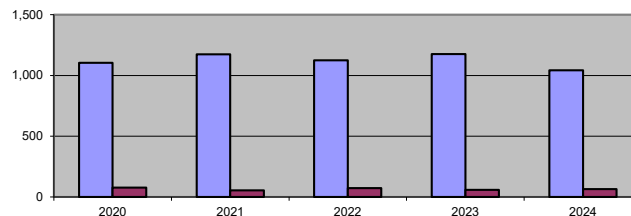
Serious Alcohol Involved Injuries

Year	2020	2021	2022	2023	2024
Injuries	24	22	21	33	28



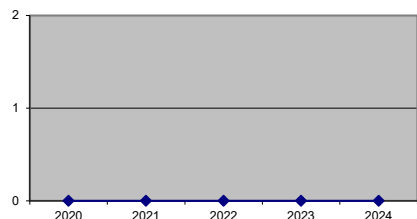
Crashes by Alcohol Involvement

Year	2020	2021	2022	2023	2024
All Crashes	1,103	1,173	1,125	1,175	1,043
Alcohol-involved Crashes	77	54	73	58	64



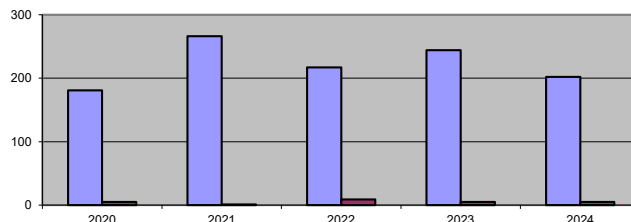
Fatalities in Alcohol-Involved Teen-Driver Crashes

Year	2020	2021	2022	2023	2024
Fatalities	0	0	0	0	0



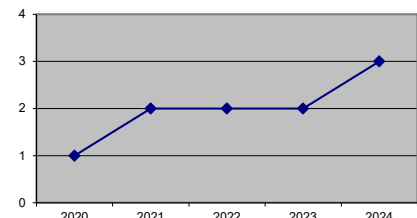
Teen Drivers in Crashes

Year	2020	2021	2022	2023	2024
All Teen Drivers in Crashes	181	266	217	244	202
Alcohol-Involved Teen Drivers	5	1	9	5	5



Serious and Minor Injuries in Alcohol-Involved Teen-Driver Crashes

Year	2020	2021	2022	2023	2024
Injuries	1	2	2	2	3

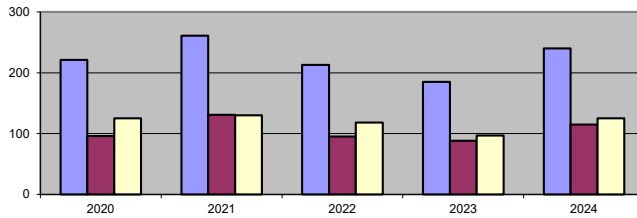


For additional information regarding the data found in this report, please see the **Data Definitions and Sources** Section on Page 35.

CIBOLA COUNTY

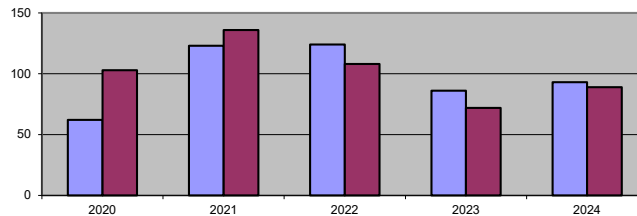
DWI Arrests Showing First Arrests & Repeat Offenders

Year	2020	2021	2022	2023	2024
Total DWI Arrests	221	261	213	185	240
First DWI Arrests	96	131	95	88	115
Repeat DWI Arrests	125	130	118	97	125



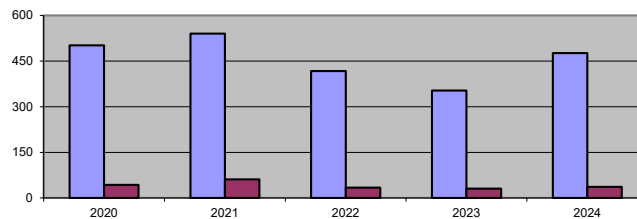
DWI Screening & Conviction Numbers

Year	2020	2021	2022	2023	2024
Screening	62	123	124	86	93
Convictions	103	136	108	72	89



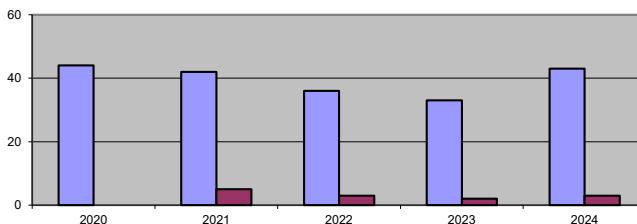
Crashes by Alcohol Involvement

Year	2020	2021	2022	2023	2024
All Crashes	502	540	417	353	476
Alcohol-involved Crashes	43	61	34	31	36



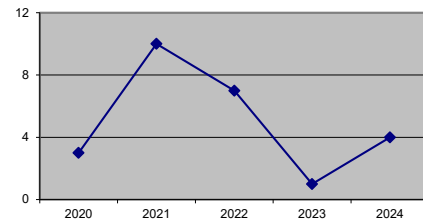
Teen Drivers in Crashes

Year	2020	2021	2022	2023	2024
All Teen Drivers in Crashes	44	42	36	33	43
Alcohol-Involved Teen Drivers	0	5	3	2	3



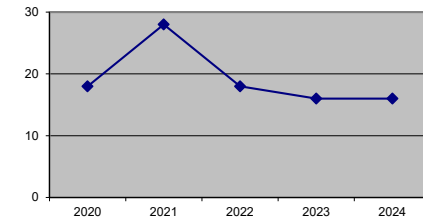
Alcohol Involved Fatalities

Year	2020	2021	2022	2023	2024
Fatalities	3	10	7	1	4



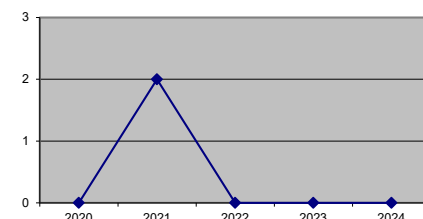
Serious Alcohol Involved Injuries

Year	2020	2021	2022	2023	2024
Injuries	18	28	18	16	16



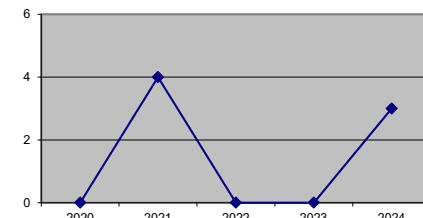
Fatalities in Alcohol-Involved Teen-Driver Crashes

Year	2020	2021	2022	2023	2024
Fatalities	0	2	0	0	0



Serious and Minor Injuries in Alcohol-Involved Teen-Driver Crashes

Year	2020	2021	2022	2023	2024
Injuries	0	4	0	0	3

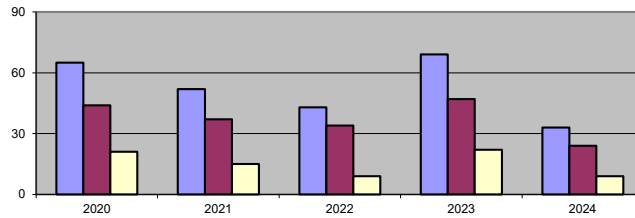


For additional information regarding the data found in this report, please see the **Data Definitions and Sources** Section on Page 35.

COLFAX COUNTY

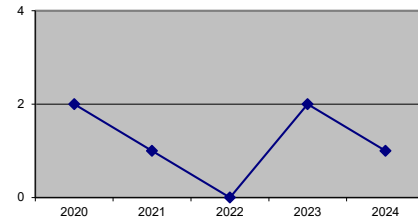
DWI Arrests Showing First Arrests & Repeat Offenders

Year	2020	2021	2022	2023	2024
Total DWI Arrests	65	52	43	69	33
First DWI Arrests	44	37	34	47	24
Repeat DWI Arrests	21	15	9	22	9



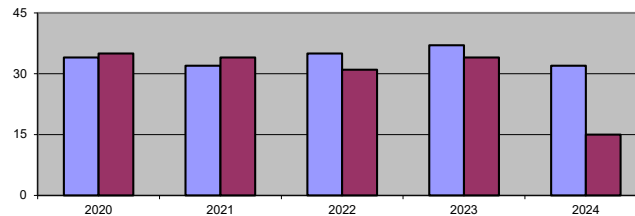
Alcohol Involved Fatalities

Year	2020	2021	2022	2023	2024
Fatalities	2	1	0	2	1



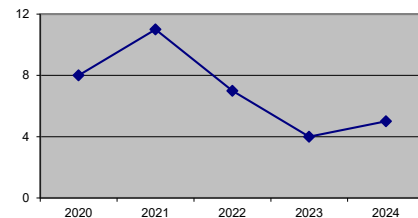
DWI Screening & Conviction Numbers

Year	2020	2021	2022	2023	2024
Screening	34	32	35	37	32
Convictions	35	34	31	34	15



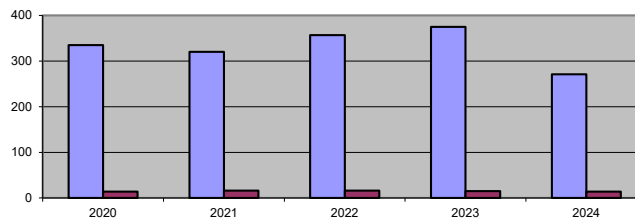
Serious Alcohol Involved Injuries

Year	2020	2021	2022	2023	2024
Injuries	8	11	7	4	5



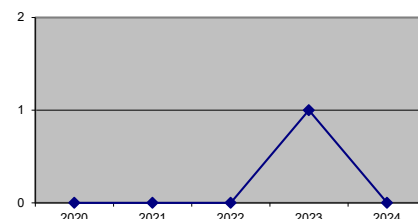
Crashes by Alcohol Involvement

Year	2020	2021	2022	2023	2024
All Crashes	335	320	357	375	271
Alcohol-involved Crashes	14	16	16	15	14



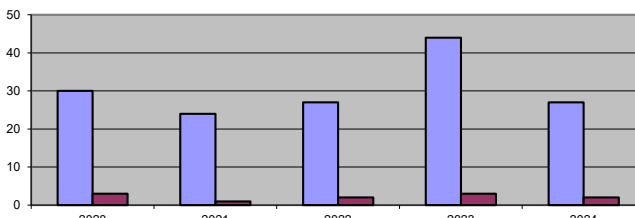
Fatalities in Alcohol-Involved Teen-Driver Crashes

Year	2020	2021	2022	2023	2024
Fatalities	0	0	0	1	0



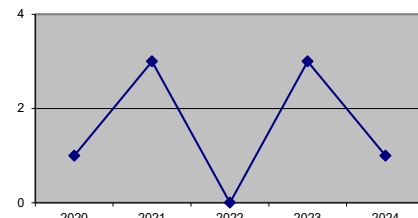
Teen Drivers in Crashes

Year	2020	2021	2022	2023	2024
All Teen Drivers in Crashes	30	24	27	44	27
Alcohol-Involved Teen Drivers	3	1	2	3	2



Serious and Minor Injuries in Alcohol-Involved Teen-Driver Crashes

Year	2020	2021	2022	2023	2024
Injuries	1	3	0	3	1

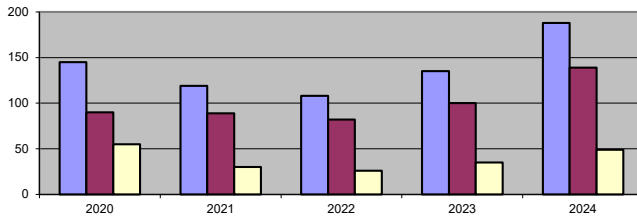


For additional information regarding the data found in this report, please see the **Data Definitions and Sources Section on Page 35**.

CURRY COUNTY

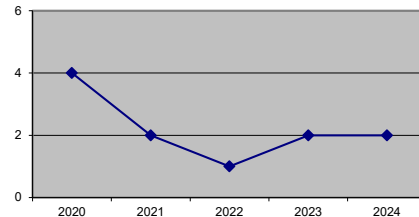
DWI Arrests Showing First Arrests & Repeat Offenders

Year	2020	2021	2022	2023	2024
Total DWI Arrests	145	119	108	135	188
First DWI Arrests	90	89	82	100	139
Repeat DWI Arrests	55	30	26	35	49



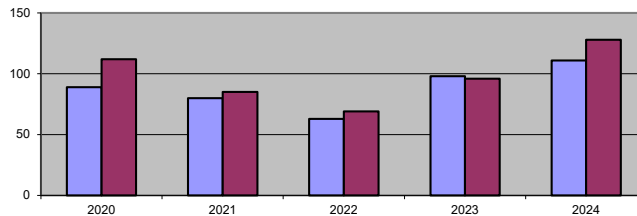
Alcohol Involved Fatalities

Year	2020	2021	2022	2023	2024
Fatalities	4	2	1	2	2



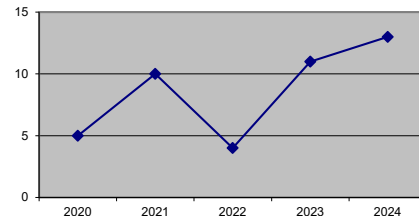
DWI Screening & Conviction Numbers

Year	2020	2021	2022	2023	2024
Screening	89	80	63	98	111
Convictions	112	85	69	96	128



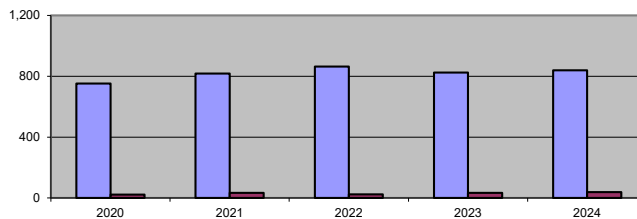
Serious Alcohol Involved Injuries

Year	2020	2021	2022	2023	2024
Injuries	5	10	4	11	13



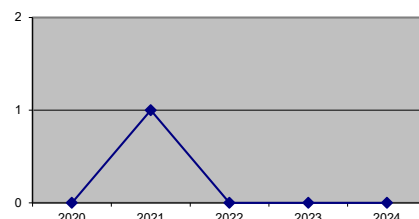
Crashes by Alcohol Involvement

Year	2020	2021	2022	2023	2024
All Crashes	752	818	863	824	839
Alcohol-involved Crashes	22	33	24	34	39



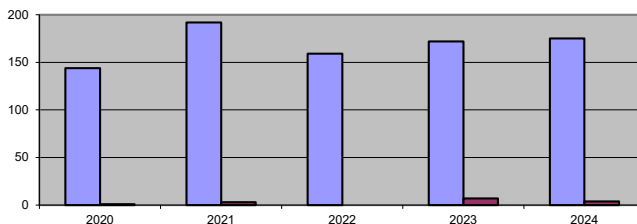
Fatalities in Alcohol-Involved Teen-Driver Crashes

Year	2020	2021	2022	2023	2024
Fatalities	0	1	0	0	0



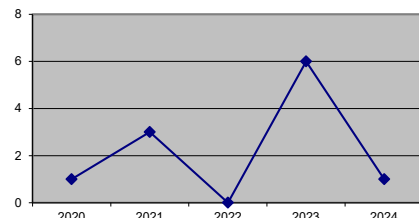
Teen Drivers in Crashes

Year	2020	2021	2022	2023	2024
All Teen Drivers in Crashes	144	192	159	172	175
Alcohol-Involved Teen Drivers	1	3	0	7	4



Serious and Minor Injuries in Alcohol-Involved Teen-Driver Crashes

Year	2020	2021	2022	2023	2024
Injuries	1	3	0	6	1

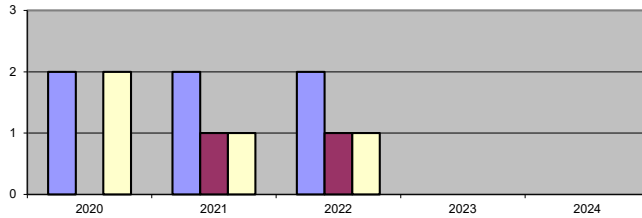


For additional information regarding the data found in this report, please see the **Data Definitions and Sources Section on Page 35**.

DE BACA COUNTY

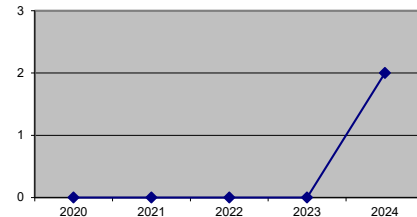
DWI Arrests Showing First Arrests & Repeat Offenders

Year	2020	2021	2022	2023	2024
Total DWI Arrests	2	2	2	0	0
First DWI Arrests	0	1	1	0	0
Repeat DWI Arrests	2	1	1	0	0



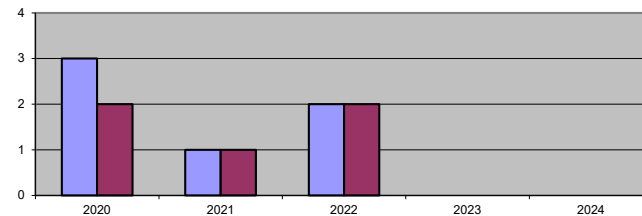
Alcohol Involved Fatalities

Year	2020	2021	2022	2023	2024
Fatalities	0	0	0	0	2



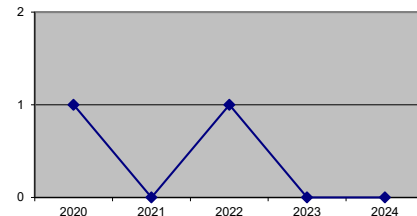
DWI Screening & Conviction Numbers

Year	2020	2021	2022	2023	2024
Screening	3	1	2	0	0
Convictions	2	1	2	0	0



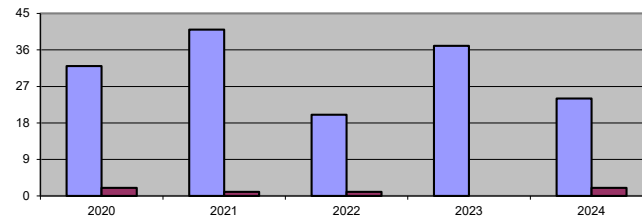
Serious Alcohol Involved Injuries

Year	2020	2021	2022	2023	2024
Injuries	1	0	1	0	0



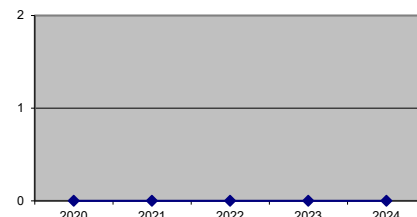
Crashes by Alcohol Involvement

Year	2020	2021	2022	2023	2024
All Crashes	32	41	20	37	24
Alcohol-involved Crashes	2	1	1	0	2



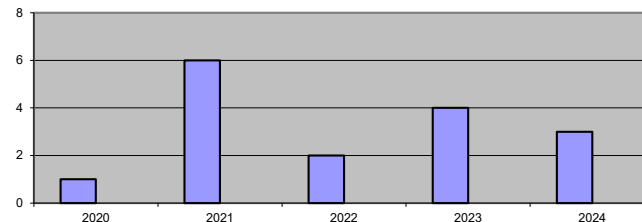
Fatalities in Alcohol-Involved Teen-Driver Crashes

Year	2020	2021	2022	2023	2024
Fatalities	0	0	0	0	0



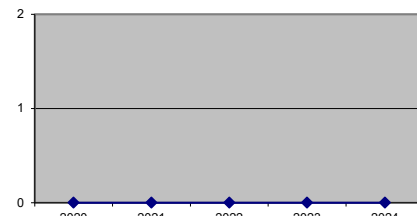
Teen Drivers in Crashes

Year	2020	2021	2022	2023	2024
All Teen Drivers in Crashes	1	6	2	4	3
Alcohol-Involved Teen Drivers	0	0	0	0	0



Serious and Minor Injuries in Alcohol-Involved Teen-Driver Crashes

Year	2020	2021	2022	2023	2024
Injuries	0	0	0	0	0

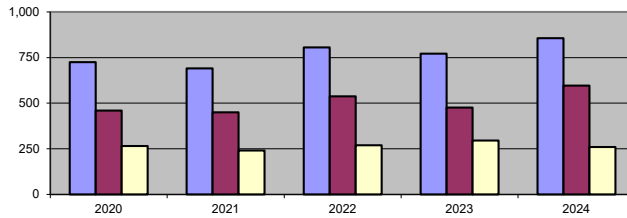


For additional information regarding the data found in this report, please see the **Data Definitions and Sources** Section on Page 35.

DOÑA ANA COUNTY

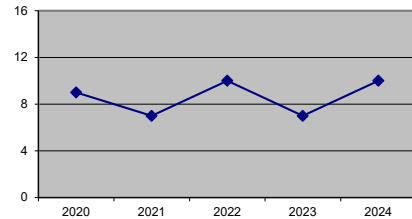
DWI Arrests Showing First Arrests & Repeat Offenders

Year	2020	2021	2022	2023	2024
Total DWI Arrests	725	691	806	772	856
First DWI Arrests	460	450	537	476	596
Repeat DWI Arrests	265	241	269	296	260



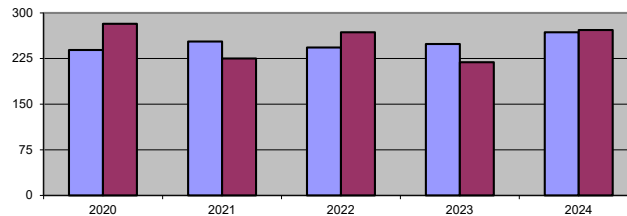
Alcohol Involved Fatalities

Year	2020	2021	2022	2023	2024
Fatalities	9	7	10	7	10



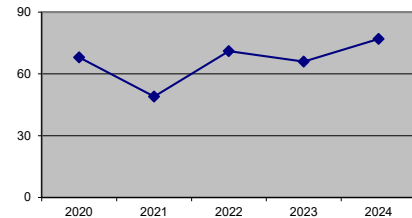
DWI Screening & Conviction Numbers

Year	2020	2021	2022	2023	2024
Screening	239	253	243	249	268
Convictions	282	225	268	219	272



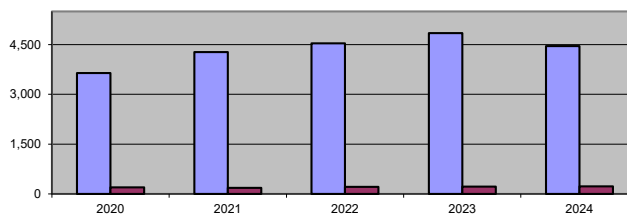
Serious Alcohol Involved Injuries

Year	2020	2021	2022	2023	2024
Injuries	68	49	71	66	77



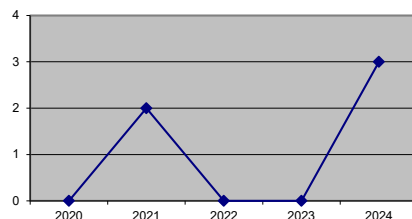
Crashes by Alcohol Involvement

Year	2020	2021	2022	2023	2024
All Crashes	3,642	4,272	4,538	4,845	4,456
Alcohol-involved Crashes	199	181	216	222	229



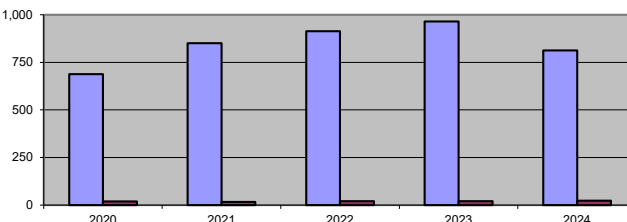
Fatalities in Alcohol-Involved Teen-Driver Crashes

Year	2020	2021	2022	2023	2024
Fatalities	0	2	0	0	3



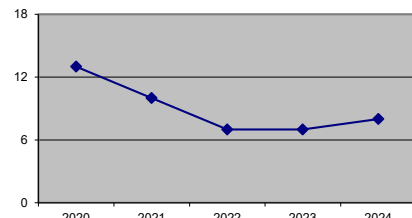
Teen Drivers in Crashes

Year	2020	2021	2022	2023	2024
All Teen Drivers in Crashes	688	850	913	964	813
Alcohol-Involved Teen Drivers	19	17	21	21	23



Serious and Minor Injuries in Alcohol-Involved Teen-Driver Crashes

Year	2020	2021	2022	2023	2024
Injuries	13	10	7	7	8

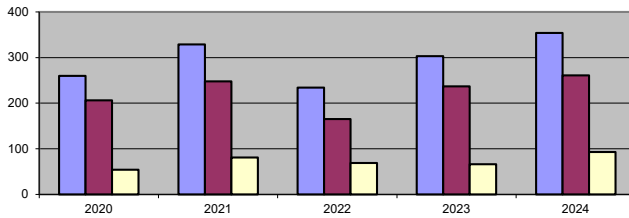


For additional information regarding the data found in this report, please see the **Data Definitions and Sources Section on Page 35**.

EDDY COUNTY

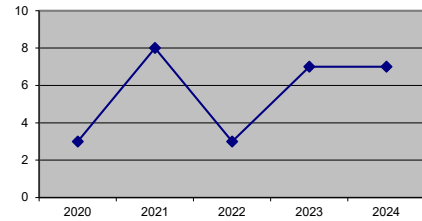
DWI Arrests Showing First Arrests & Repeat Offenders

Year	2020	2021	2022	2023	2024
Total DWI Arrests	260	329	234	303	354
First DWI Arrests	206	248	165	237	261
Repeat DWI Arrests	54	81	69	66	93



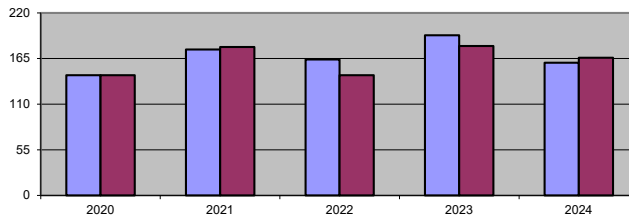
Alcohol Involved Fatalities

Year	2020	2021	2022	2023	2024
Fatalities	3	8	3	7	7



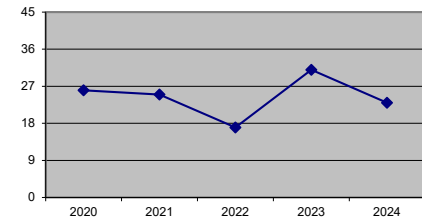
DWI Screening & Conviction Numbers

Year	2020	2021	2022	2023	2024
Screening	145	176	164	193	160
Convictions	145	179	145	180	166



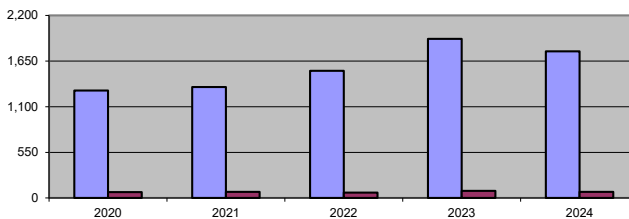
Serious Alcohol Involved Injuries

Year	2020	2021	2022	2023	2024
Injuries	26	25	17	31	23



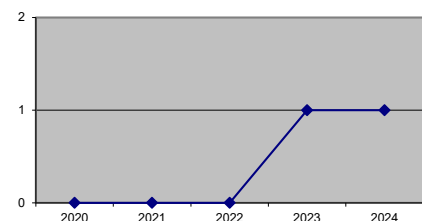
Crashes by Alcohol Involvement

Year	2020	2021	2022	2023	2024
All Crashes	1,295	1,338	1,532	1,918	1,767
Alcohol-involved Crashes	70	73	63	85	73



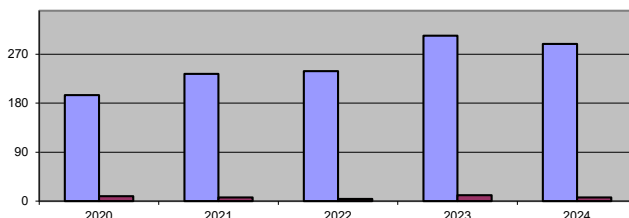
Fatalities in Alcohol-Involved Teen-Driver Crashes

Year	2020	2021	2022	2023	2024
Fatalities	0	0	0	1	1



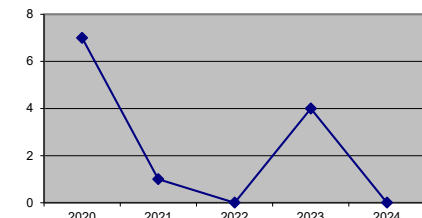
Teen Drivers in Crashes

Year	2020	2021	2022	2023	2024
All Teen Drivers in Crashes	195	234	239	304	289
Alcohol-Involved Teen Drivers	9	7	4	11	7



Serious and Minor Injuries in Alcohol-Involved Teen-Driver Crashes

Year	2020	2021	2022	2023	2024
Injuries	7	1	0	4	0

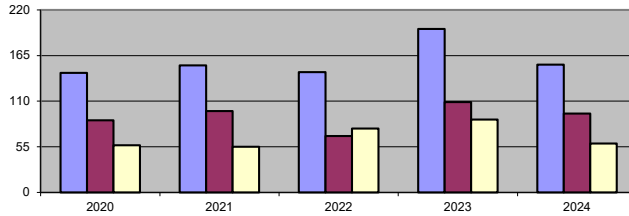


For additional information regarding the data found in this report, please see the **Data Definitions and Sources Section on Page 35**.

GRANT COUNTY

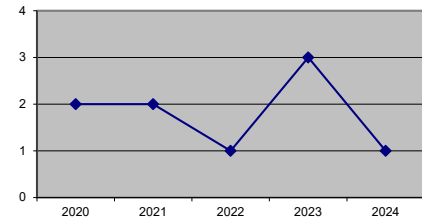
DWI Arrests Showing First Arrests & Repeat Offenders

Year	2020	2021	2022	2023	2024
Total DWI Arrests	144	153	145	197	154
First DWI Arrests	87	98	68	109	95
Repeat DWI Arrests	57	55	77	88	59



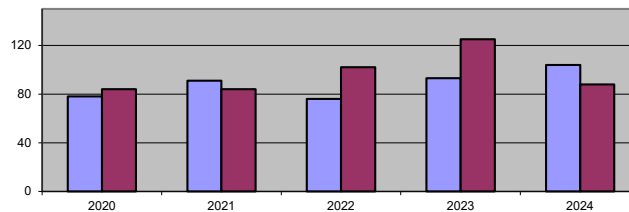
Alcohol Involved Fatalities

Year	2020	2021	2022	2023	2024
Fatalities	2	2	1	3	1



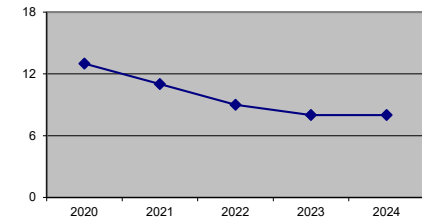
DWI Screening & Conviction Numbers

Year	2020	2021	2022	2023	2024
Screening	78	91	76	93	104
Convictions	84	84	102	125	88



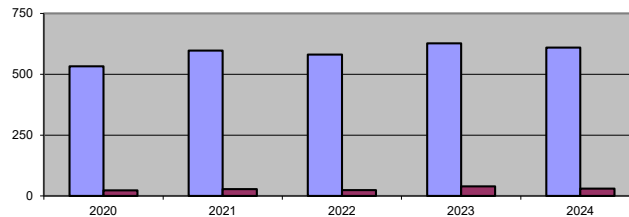
Serious Alcohol Involved Injuries

Year	2020	2021	2022	2023	2024
Injuries	13	11	9	8	8



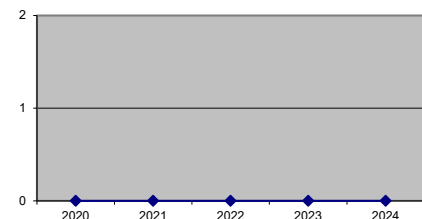
Crashes by Alcohol Involvement

Year	2020	2021	2022	2023	2024
All Crashes	533	597	581	627	610
Alcohol-involved Crashes	23	28	24	39	30



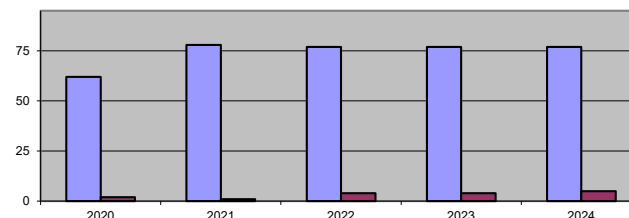
Fatalities in Alcohol-Involved Teen-Driver Crashes

Year	2020	2021	2022	2023	2024
Fatalities	0	0	0	0	0



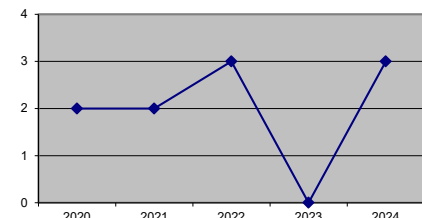
Teen Drivers in Crashes

Year	2020	2021	2022	2023	2024
All Teen Drivers in Crashes	62	78	77	77	77
Alcohol-Involved Teen Drivers	2	1	4	4	5



Serious and Minor Injuries in Alcohol-Involved Teen-Driver Crashes

Year	2020	2021	2022	2023	2024
Injuries	2	2	3	0	3

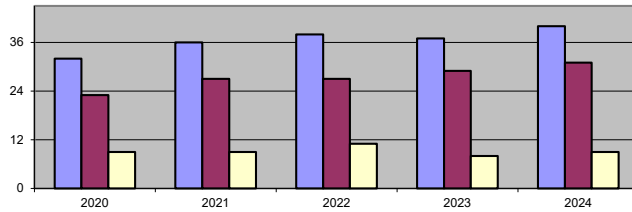


For additional information regarding the data found in this report, please see the **Data Definitions and Sources Section on Page 35**.

GUADALUPE COUNTY

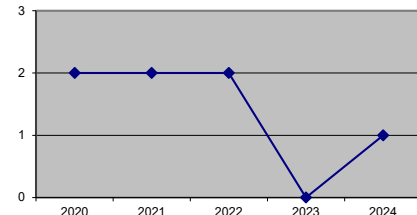
DWI Arrests Showing First Arrests & Repeat Offenders

Year	2020	2021	2022	2023	2024
Total DWI Arrests	32	36	38	37	40
First DWI Arrests	23	27	27	29	31
Repeat DWI Arrests	9	9	11	8	9



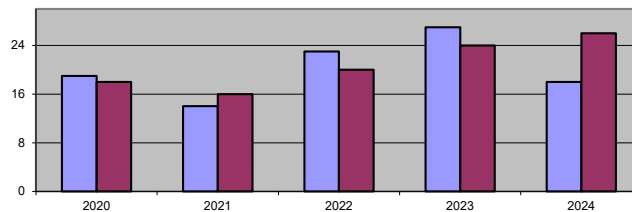
Alcohol Involved Fatalities

Year	2020	2021	2022	2023	2024
Fatalities	2	2	2	0	1



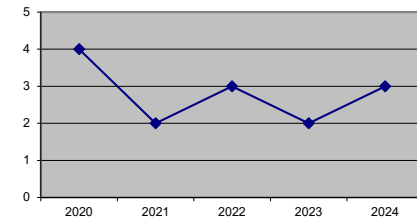
DWI Screening & Conviction Numbers

Year	2020	2021	2022	2023	2024
Screening	19	14	23	27	18
Convictions	18	16	20	24	26



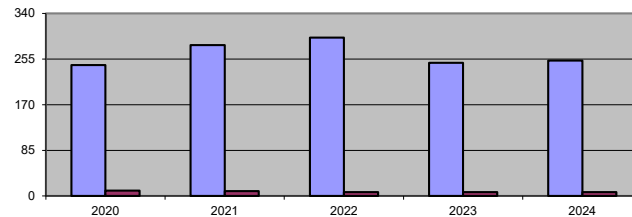
Serious Alcohol Involved Injuries

Year	2020	2021	2022	2023	2024
Injuries	4	2	3	2	3



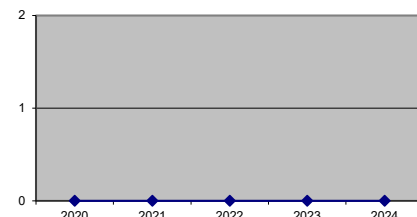
Crashes by Alcohol Involvement

Year	2020	2021	2022	2023	2024
All Crashes	244	281	295	248	252
Alcohol-involved Crashes	10	9	7	7	7



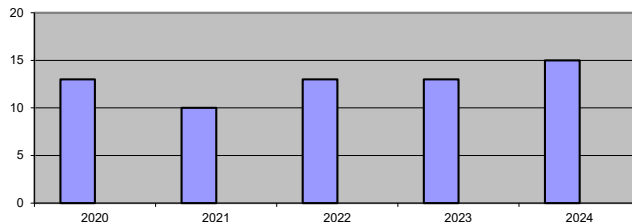
Fatalities in Alcohol-Involved Teen-Driver Crashes

Year	2020	2021	2022	2023	2024
Fatalities	0	0	0	0	0



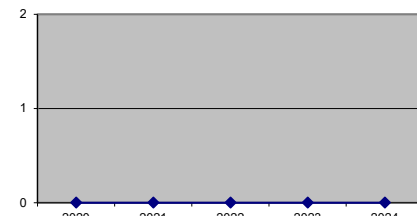
Teen Drivers in Crashes

Year	2020	2021	2022	2023	2024
All Teen Drivers in Crashes	13	10	13	13	15
Alcohol-Involved Teen Drivers	0	0	0	0	0



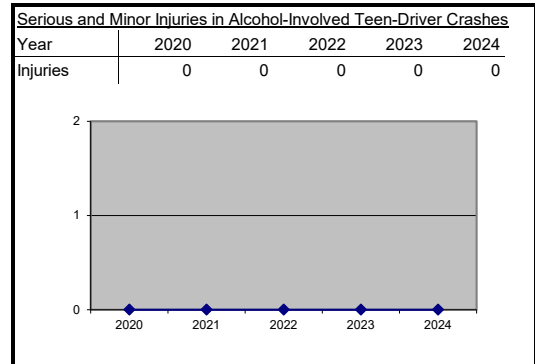
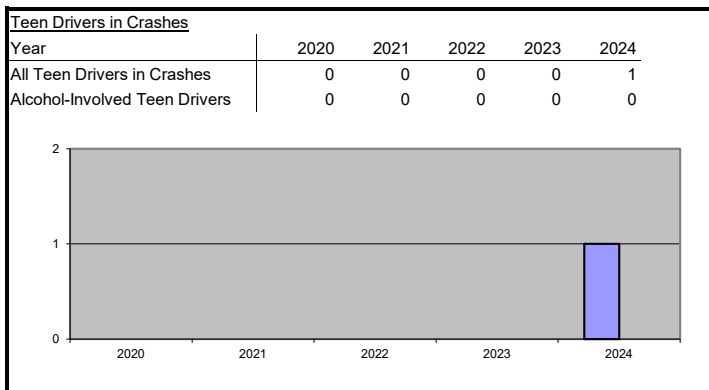
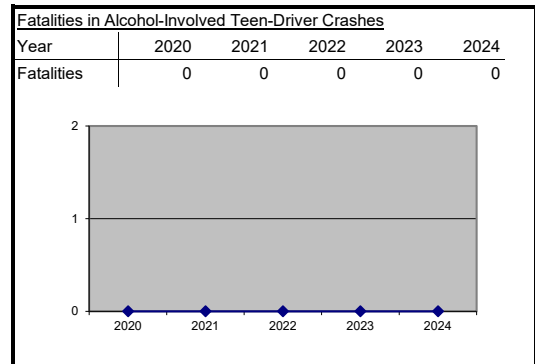
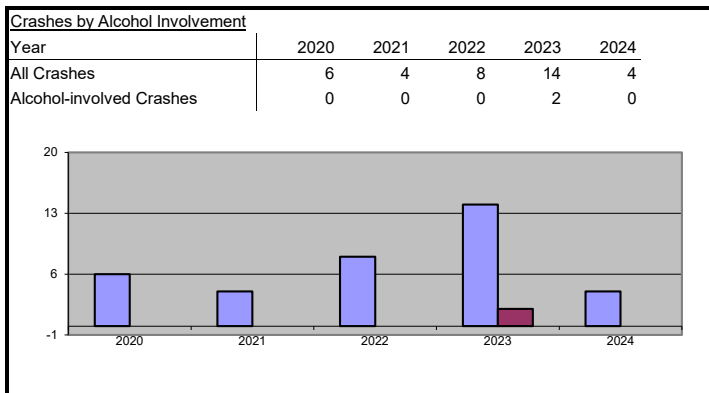
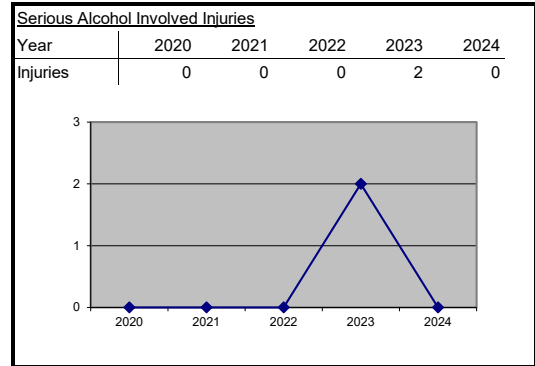
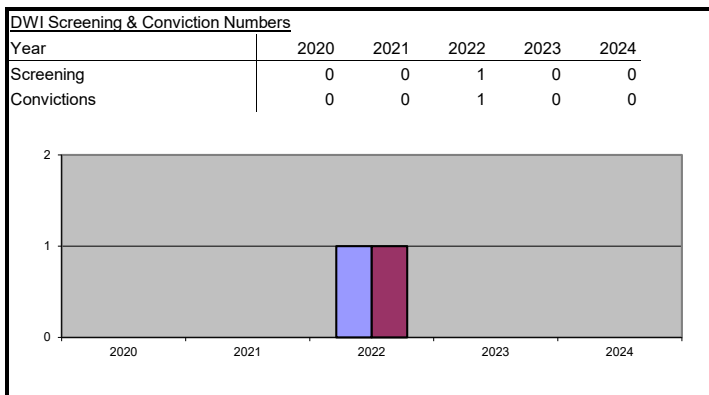
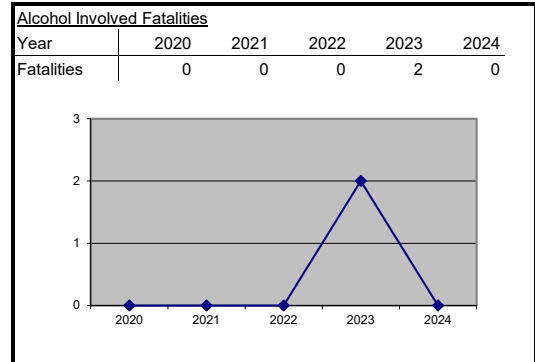
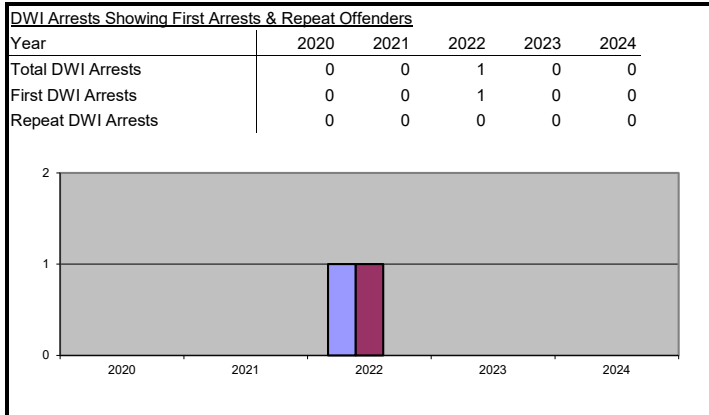
Serious and Minor Injuries in Alcohol-Involved Teen-Driver Crashes

Year	2020	2021	2022	2023	2024
Injuries	0	0	0	0	0



For additional information regarding the data found in this report, please see the **Data Definitions and Sources Section on Page 35**.

HARDING COUNTY

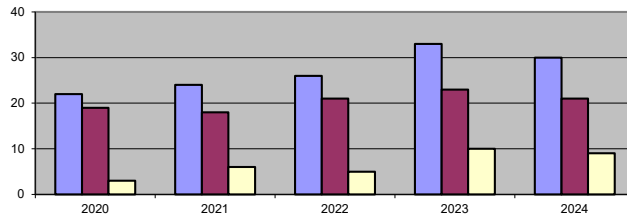


For additional information regarding the data found in this report, please see the **Data Definitions and Sources Section on Page 35**.

HIDALGO COUNTY

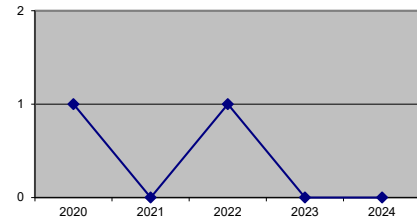
DWI Arrests Showing First Arrests & Repeat Offenders

Year	2020	2021	2022	2023	2024
Total DWI Arrests	22	24	26	33	30
First DWI Arrests	19	18	21	23	21
Repeat DWI Arrests	3	6	5	10	9



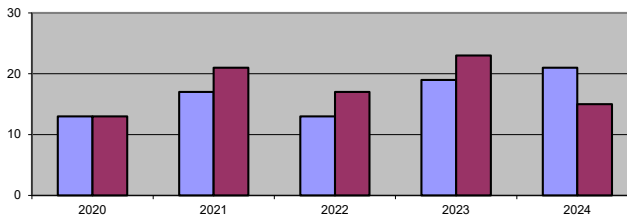
Alcohol Involved Fatalities

Year	2020	2021	2022	2023	2024
Fatalities	1	0	1	0	0



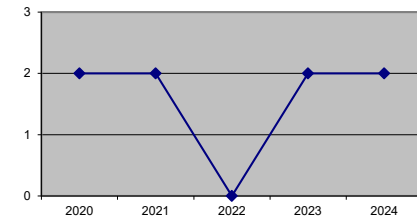
DWI Screening & Conviction Numbers

Year	2020	2021	2022	2023	2024
Screening	13	17	13	19	21
Convictions	13	21	17	23	15



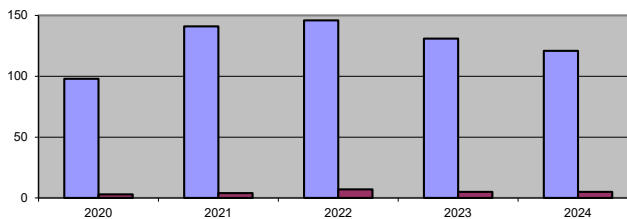
Serious Alcohol Involved Injuries

Year	2020	2021	2022	2023	2024
Injuries	2	2	0	2	2



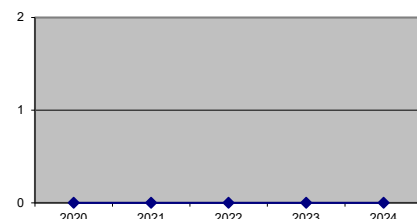
Crashes by Alcohol Involvement

Year	2020	2021	2022	2023	2024
All Crashes	98	141	146	131	121
Alcohol-involved Crashes	3	4	7	5	5



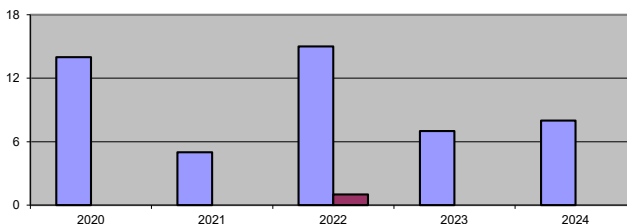
Fatalities in Alcohol-Involved Teen-Driver Crashes

Year	2020	2021	2022	2023	2024
Fatalities	0	0	0	0	0



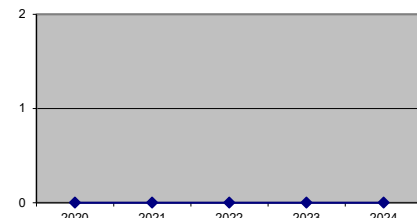
Teen Drivers in Crashes

Year	2020	2021	2022	2023	2024
All Teen Drivers in Crashes	14	5	15	7	8
Alcohol-Involved Teen Drivers	0	0	1	0	0



Serious and Minor Injuries in Alcohol-Involved Teen-Driver Crashes

Year	2020	2021	2022	2023	2024
Injuries	0	0	0	0	0

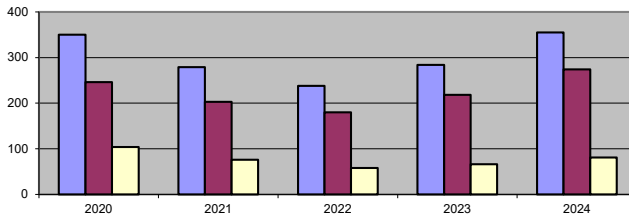


For additional information regarding the data found in this report, please see the **Data Definitions and Sources Section on Page 35**.

LEA COUNTY

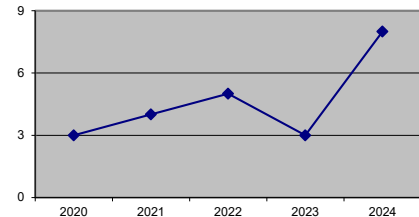
DWI Arrests Showing First Arrests & Repeat Offenders

Year	2020	2021	2022	2023	2024
Total DWI Arrests	350	279	238	284	355
First DWI Arrests	246	203	180	218	274
Repeat DWI Arrests	104	76	58	66	81



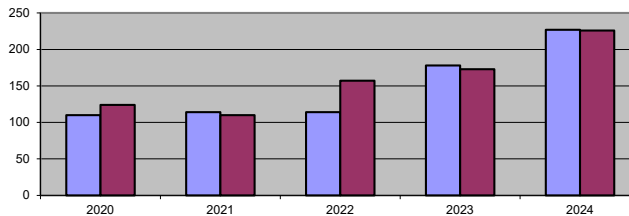
Alcohol Involved Fatalities

Year	2020	2021	2022	2023	2024
Fatalities	3	4	5	3	8



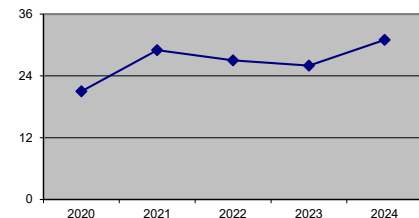
DWI Screening & Conviction Numbers

Year	2020	2021	2022	2023	2024
Screening	110	114	114	178	227
Convictions	124	110	157	173	226



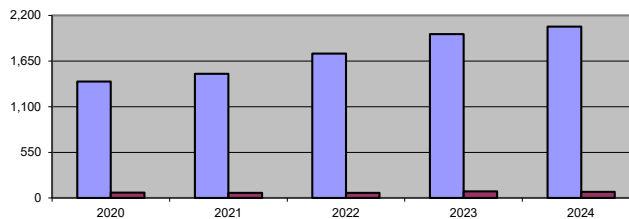
Serious Alcohol Involved Injuries

Year	2020	2021	2022	2023	2024
Injuries	21	29	27	26	31



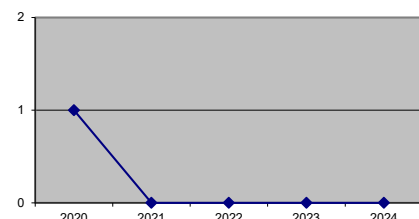
Crashes by Alcohol Involvement

Year	2020	2021	2022	2023	2024
All Crashes	1,402	1,496	1,740	1,974	2,064
Alcohol-involved Crashes	65	60	60	80	72



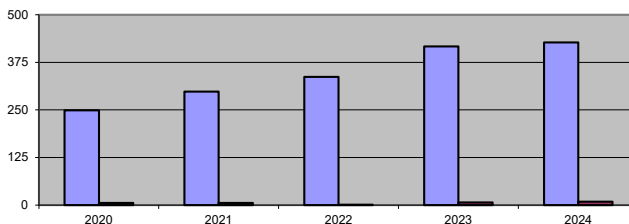
Fatalities in Alcohol-Involved Teen-Driver Crashes

Year	2020	2021	2022	2023	2024
Fatalities	1	0	0	0	0



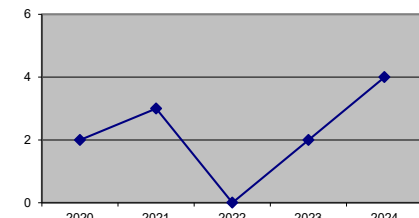
Teen Drivers in Crashes

Year	2020	2021	2022	2023	2024
All Teen Drivers in Crashes	249	298	337	417	427
Alcohol-Involved Teen Drivers	6	6	1	7	9



Serious and Minor Injuries in Alcohol-Involved Teen-Driver Crashes

Year	2020	2021	2022	2023	2024
Injuries	2	3	0	2	4

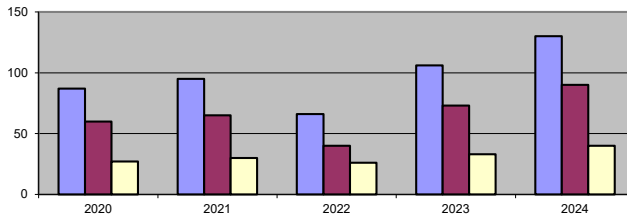


For additional information regarding the data found in this report, please see the **Data Definitions and Sources Section on Page 35**.

LINCOLN COUNTY

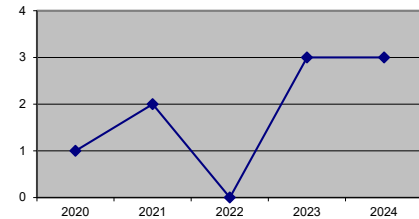
DWI Arrests Showing First Arrests & Repeat Offenders

Year	2020	2021	2022	2023	2024
Total DWI Arrests	87	95	66	106	130
First DWI Arrests	60	65	40	73	90
Repeat DWI Arrests	27	30	26	33	40



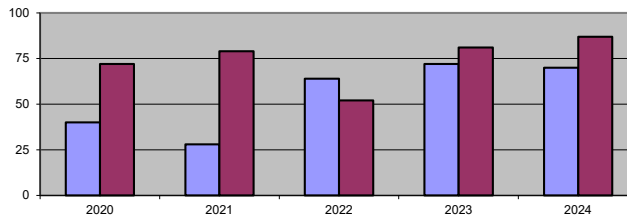
Alcohol Involved Fatalities

Year	2020	2021	2022	2023	2024
Fatalities	1	2	0	3	3



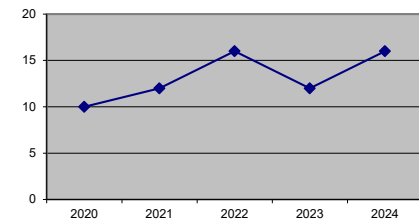
DWI Screening & Conviction Numbers

Year	2020	2021	2022	2023	2024
Screening	40	28	64	72	70
Convictions	72	79	52	81	87



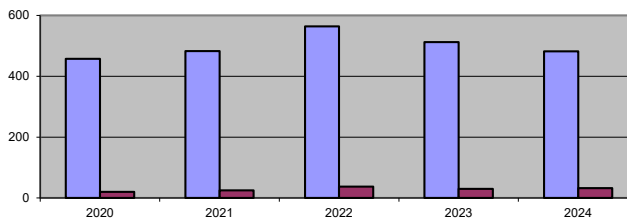
Serious Alcohol Involved Injuries

Year	2020	2021	2022	2023	2024
Injuries	10	12	16	12	16



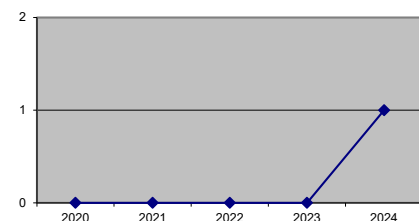
Crashes by Alcohol Involvement

Year	2020	2021	2022	2023	2024
All Crashes	457	483	564	512	482
Alcohol-involved Crashes	20	25	37	30	32



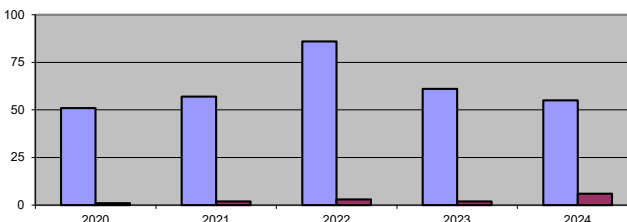
Fatalities in Alcohol-Involved Teen-Driver Crashes

Year	2020	2021	2022	2023	2024
Fatalities	0	0	0	0	1



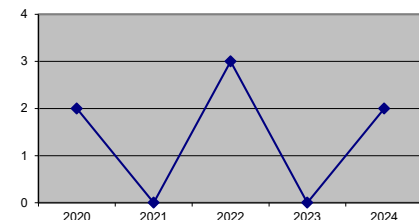
Teen Drivers in Crashes

Year	2020	2021	2022	2023	2024
All Teen Drivers in Crashes	51	57	86	61	55
Alcohol-Involved Teen Drivers	1	2	3	2	6



Serious and Minor Injuries in Alcohol-Involved Teen-Driver Crashes

Year	2020	2021	2022	2023	2024
Injuries	2	0	3	0	2

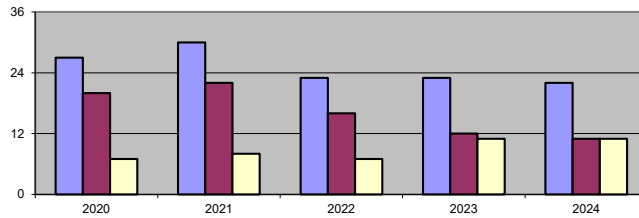


For additional information regarding the data found in this report, please see the **Data Definitions and Sources Section on Page 35**.

LOS ALAMOS COUNTY

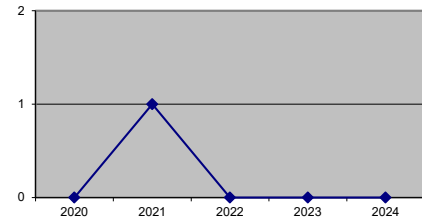
DWI Arrests Showing First Arrests & Repeat Offenders

Year	2020	2021	2022	2023	2024
Total DWI Arrests	27	30	23	23	22
First DWI Arrests	20	22	16	12	11
Repeat DWI Arrests	7	8	7	11	11



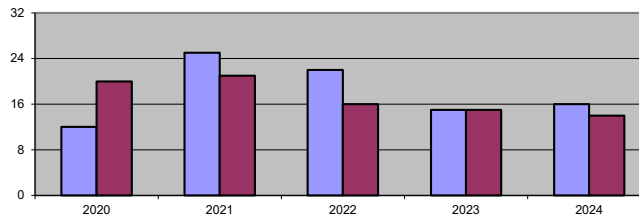
Alcohol Involved Fatalities

Year	2020	2021	2022	2023	2024
Fatalities	0	1	0	0	0



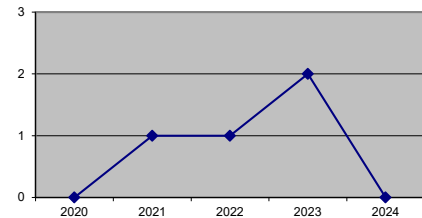
DWI Screening & Conviction Numbers

Year	2020	2021	2022	2023	2024
Screening	12	25	22	15	16
Convictions	20	21	16	15	14



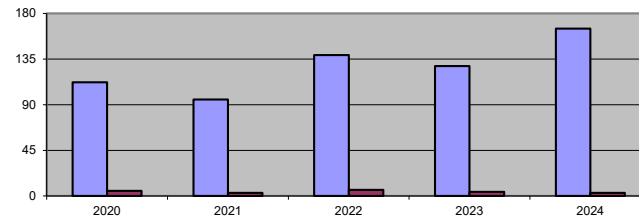
Serious Alcohol Involved Injuries

Year	2020	2021	2022	2023	2024
Injuries	0	1	1	2	0



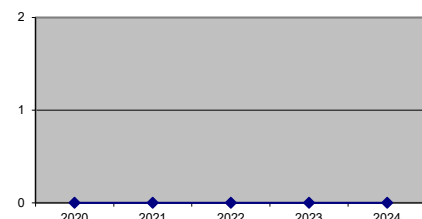
Crashes by Alcohol Involvement

Year	2020	2021	2022	2023	2024
All Crashes	112	95	139	128	165
Alcohol-involved Crashes	5	3	6	4	3



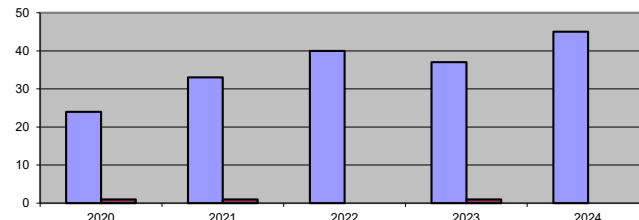
Fatalities in Alcohol-Involved Teen-Driver Crashes

Year	2020	2021	2022	2023	2024
Fatalities	0	0	0	0	0



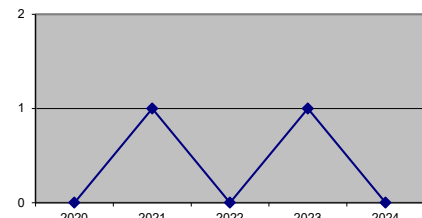
Teen Drivers in Crashes

Year	2020	2021	2022	2023	2024
All Teen Drivers in Crashes	24	33	40	37	45
Alcohol-Involved Teen Drivers	1	1	0	1	0



Serious and Minor Injuries in Alcohol-Involved Teen-Driver Crashes

Year	2020	2021	2022	2023	2024
Injuries	0	1	0	1	0

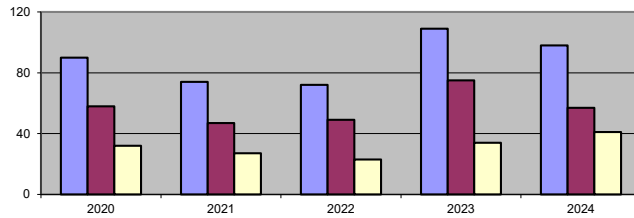


For additional information regarding the data found in this report, please see the **Data Definitions and Sources Section on Page 35**.

LUNA COUNTY

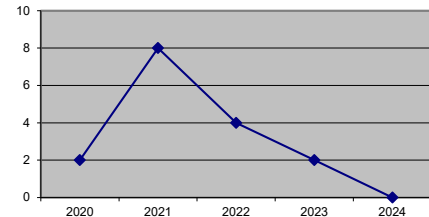
DWI Arrests Showing First Arrests & Repeat Offenders

Year	2020	2021	2022	2023	2024
Total DWI Arrests	90	74	72	109	98
First DWI Arrests	58	47	49	75	57
Repeat DWI Arrests	32	27	23	34	41



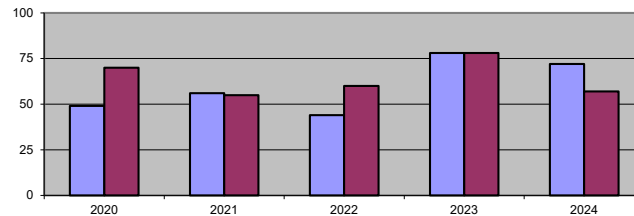
Alcohol Involved Fatalities

Year	2020	2021	2022	2023	2024
Fatalities	2	8	4	2	0



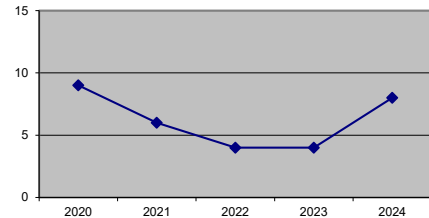
DWI Screening & Conviction Numbers

Year	2020	2021	2022	2023	2024
Screening	49	56	44	78	72
Convictions	70	55	60	78	57



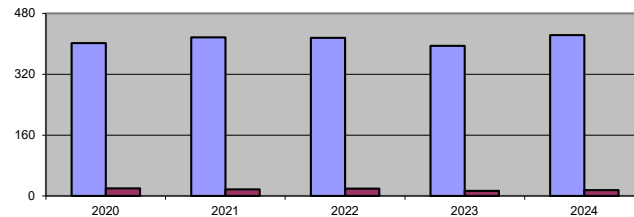
Serious Alcohol Involved Injuries

Year	2020	2021	2022	2023	2024
Injuries	9	6	4	4	8



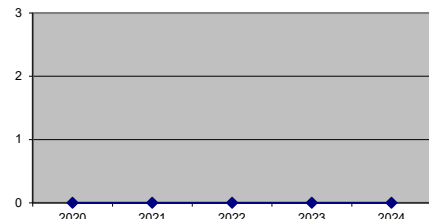
Crashes by Alcohol Involvement

Year	2020	2021	2022	2023	2024
All Crashes	402	417	416	395	423
Alcohol-involved Crashes	20	17	19	13	15



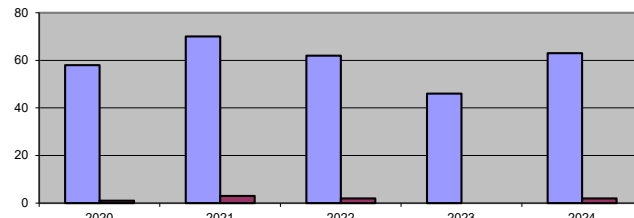
Fatalities in Alcohol-Involved Teen-Driver Crashes

Year	2020	2021	2022	2023	2024
Fatalities	0	0	0	0	0



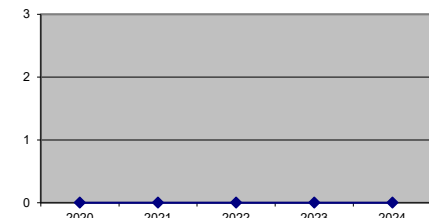
Teen Drivers in Crashes

Year	2020	2021	2022	2023	2024
All Teen Drivers in Crashes	58	70	62	46	63
Alcohol-Involved Teen Drivers	1	3	2	0	2



Serious and Minor Injuries in Alcohol-Involved Teen-Driver Crashes

Year	2020	2021	2022	2023	2024
Injuries	0	0	0	0	0

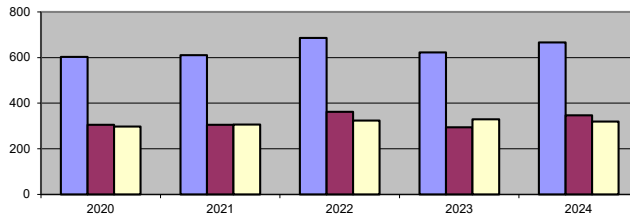


For additional information regarding the data found in this report, please see the **Data Definitions and Sources Section on Page 35**.

MCKINLEY COUNTY

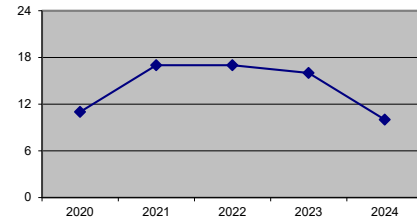
DWI Arrests Showing First Arrests & Repeat Offenders

Year	2020	2021	2022	2023	2024
Total DWI Arrests	603	611	686	623	666
First DWI Arrests	305	305	362	294	347
Repeat DWI Arrests	298	306	324	329	319



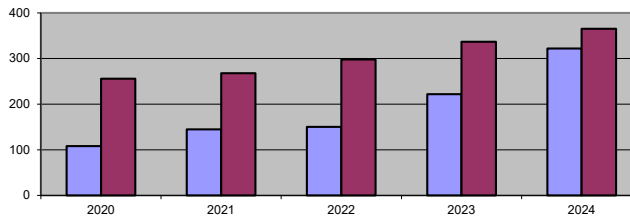
Alcohol Involved Fatalities

Year	2020	2021	2022	2023	2024
Fatalities	11	17	17	16	10



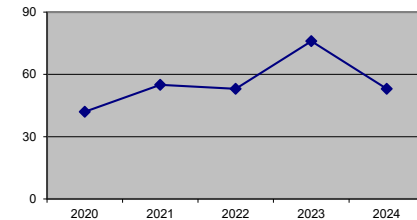
DWI Screening & Conviction Numbers

Year	2020	2021	2022	2023	2024
Screening	108	145	150	222	322
Convictions	256	268	298	337	365



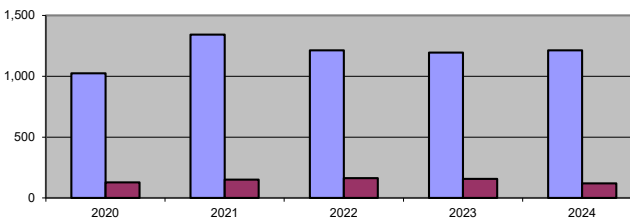
Serious Alcohol Involved Injuries

Year	2020	2021	2022	2023	2024
Injuries	42	55	53	76	53



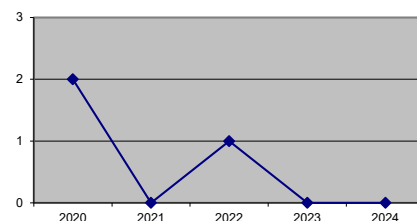
Crashes by Alcohol Involvement

Year	2020	2021	2022	2023	2024
All Crashes	1,025	1,343	1,213	1,195	1,213
Alcohol-involved Crashes	127	150	162	157	120



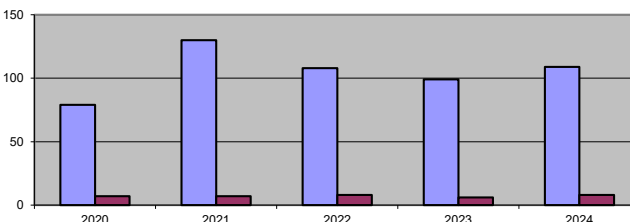
Fatalities in Alcohol-Involved Teen-Driver Crashes

Year	2020	2021	2022	2023	2024
Fatalities	2	0	1	0	0



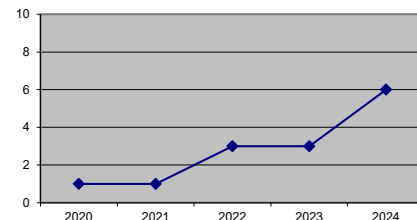
Teen Drivers in Crashes

Year	2020	2021	2022	2023	2024
All Teen Drivers in Crashes	79	130	108	99	109
Alcohol-Involved Teen Drivers	7	7	8	6	8



Serious and Minor Injuries in Alcohol-Involved Teen-Driver Crashes

Year	2020	2021	2022	2023	2024
Injuries	1	1	3	3	6

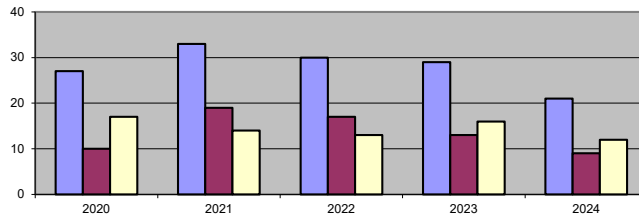


For additional information regarding the data found in this report, please see the **Data Definitions and Sources Section on Page 35**.

MORA COUNTY

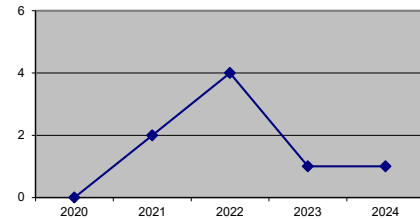
DWI Arrests Showing First Arrests & Repeat Offenders

Year	2020	2021	2022	2023	2024
Total DWI Arrests	27	33	30	29	21
First DWI Arrests	10	19	17	13	9
Repeat DWI Arrests	17	14	13	16	12



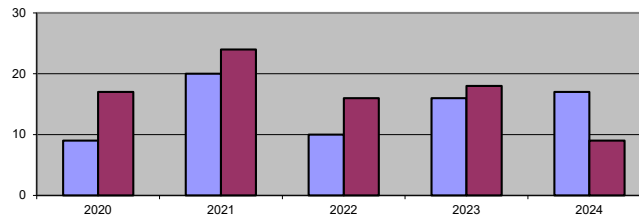
Alcohol Involved Fatalities

Year	2020	2021	2022	2023	2024
Fatalities	0	2	4	1	1



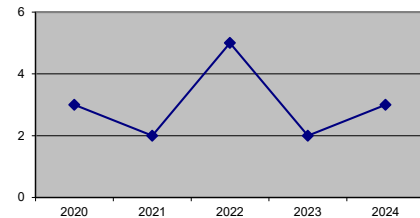
DWI Screening & Conviction Numbers

Year	2020	2021	2022	2023	2024
Screening	9	20	10	16	17
Convictions	17	24	16	18	9



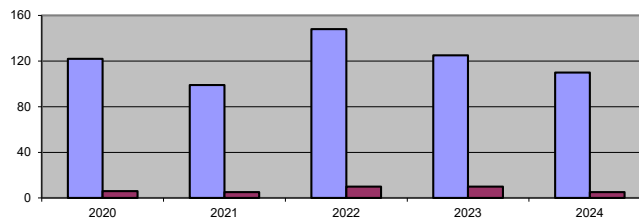
Serious Alcohol Involved Injuries

Year	2020	2021	2022	2023	2024
Injuries	3	2	5	2	3



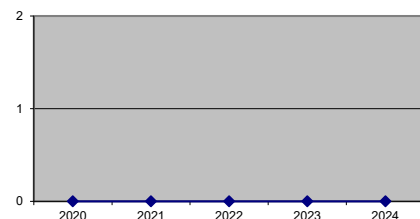
Crashes by Alcohol Involvement

Year	2020	2021	2022	2023	2024
All Crashes	122	99	148	125	110
Alcohol-involved Crashes	6	5	10	10	5



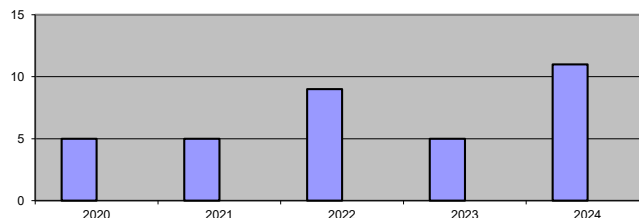
Fatalities in Alcohol-Involved Teen-Driver Crashes

Year	2020	2021	2022	2023	2024
Fatalities	0	0	0	0	0



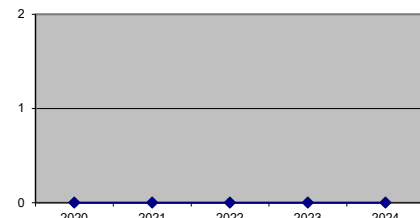
Teen Drivers in Crashes

Year	2020	2021	2022	2023	2024
All Teen Drivers in Crashes	5	5	9	5	11
Alcohol-Involved Teen Drivers	0	0	0	0	0



Serious and Minor Injuries in Alcohol-Involved Teen-Driver Crashes

Year	2020	2021	2022	2023	2024
Injuries	0	0	0	0	0

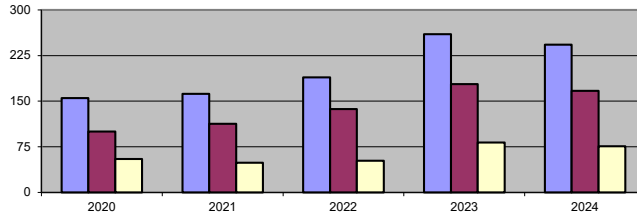


For additional information regarding the data found in this report, please see the **Data Definitions and Sources Section on Page 35**.

OTERO COUNTY

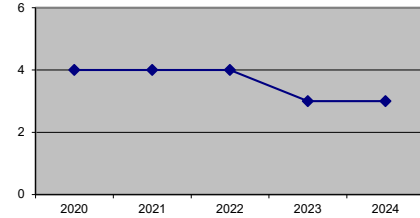
DWI Arrests Showing First Arrests & Repeat Offenders

Year	2020	2021	2022	2023	2024
Total DWI Arrests	155	162	189	260	243
First DWI Arrests	100	113	137	178	167
Repeat DWI Arrests	55	49	52	82	76



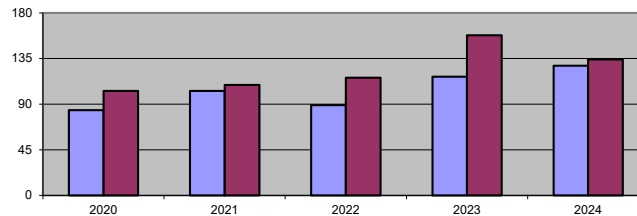
Alcohol Involved Fatalities

Year	2020	2021	2022	2023	2024
Fatalities	4	4	4	3	3



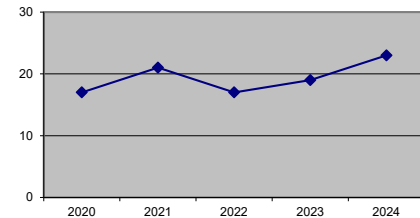
DWI Screening & Conviction Numbers

Year	2020	2021	2022	2023	2024
Screening	84	103	89	117	128
Convictions	103	109	116	158	134



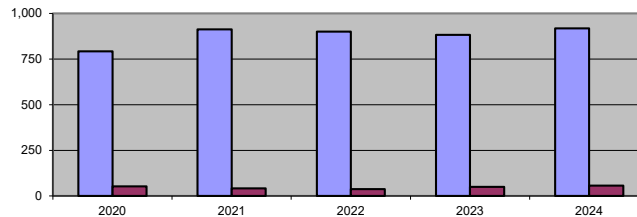
Serious Alcohol Involved Injuries

Year	2020	2021	2022	2023	2024
Injuries	17	21	17	19	23



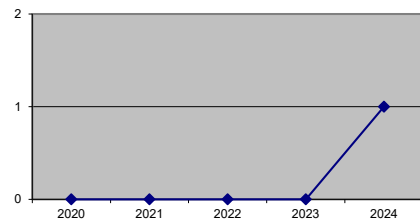
Crashes by Alcohol Involvement

Year	2020	2021	2022	2023	2024
All Crashes	793	913	900	883	918
Alcohol-involved Crashes	53	41	38	49	56



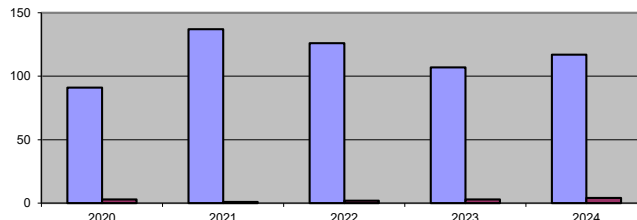
Fatalities in Alcohol-Involved Teen-Driver Crashes

Year	2020	2021	2022	2023	2024
Fatalities	0	0	0	0	1



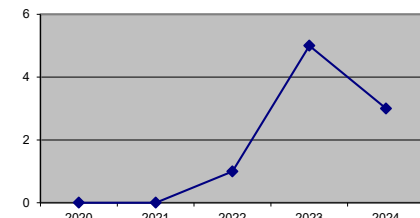
Teen Drivers in Crashes

Year	2020	2021	2022	2023	2024
All Teen Drivers in Crashes	91	137	126	107	117
Alcohol-Involved Teen Drivers	3	1	2	3	4



Serious and Minor Injuries in Alcohol-Involved Teen-Driver Crashes

Year	2020	2021	2022	2023	2024
Injuries	0	0	1	5	3

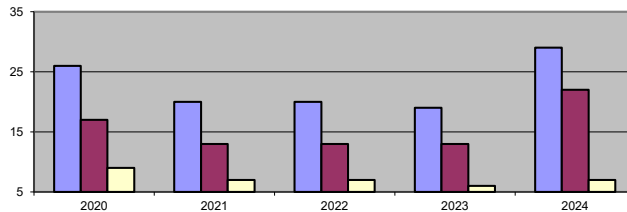


For additional information regarding the data found in this report, please see the **Data Definitions and Sources Section on Page 35**.

QUAY COUNTY

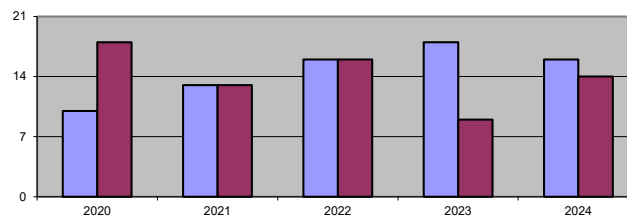
DWI Arrests Showing First Arrests & Repeat Offenders

Year	2020	2021	2022	2023	2024
Total DWI Arrests	26	20	20	19	29
First DWI Arrests	17	13	13	13	22
Repeat DWI Arrests	9	7	7	6	7



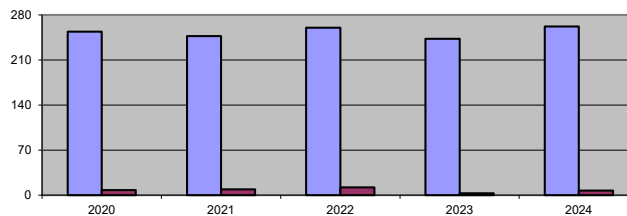
DWI Screening & Conviction Numbers

Year	2020	2021	2022	2023	2024
Screening	10	13	16	18	16
Convictions	18	13	16	9	14



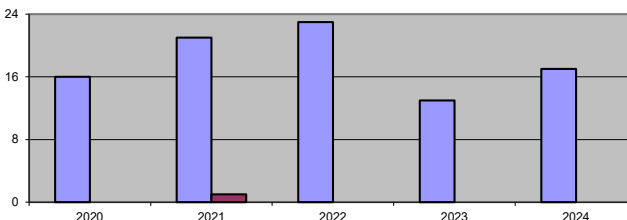
Crashes by Alcohol Involvement

Year	2020	2021	2022	2023	2024
All Crashes	254	247	260	243	262
Alcohol-involved Crashes	8	9	12	3	7



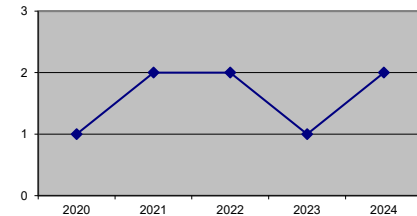
Teen Drivers in Crashes

Year	2020	2021	2022	2023	2024
All Teen Drivers in Crashes	16	21	23	13	17
Alcohol-Involved Teen Drivers	0	1	0	0	0



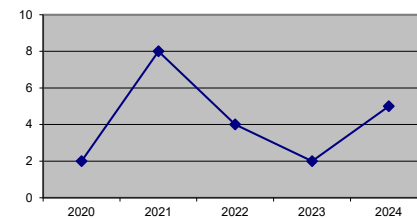
Alcohol Involved Fatalities

Year	2020	2021	2022	2023	2024
Fatalities	1	2	2	1	2



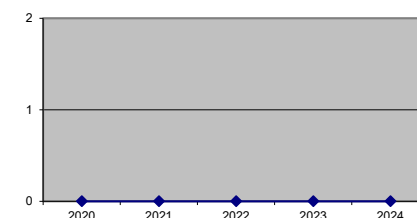
Serious Alcohol Involved Injuries

Year	2020	2021	2022	2023	2024
Injuries	2	8	4	2	5



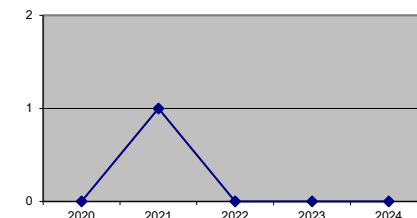
Fatalities in Alcohol-Involved Teen-Driver Crashes

Year	2020	2021	2022	2023	2024
Fatalities	0	0	0	0	0



Serious and Minor Injuries in Alcohol-Involved Teen-Driver Crashes

Year	2020	2021	2022	2023	2024
Injuries	0	1	0	0	0

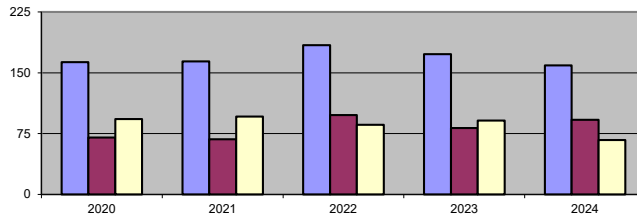


For additional information regarding the data found in this report, please see the **Data Definitions and Sources Section on Page 35**.

RIO ARRIBA COUNTY

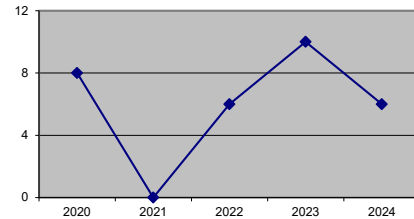
DWI Arrests Showing First Arrests & Repeat Offenders

Year	2020	2021	2022	2023	2024
Total DWI Arrests	163	164	184	173	159
First DWI Arrests	70	68	98	82	92
Repeat DWI Arrests	93	96	86	91	67



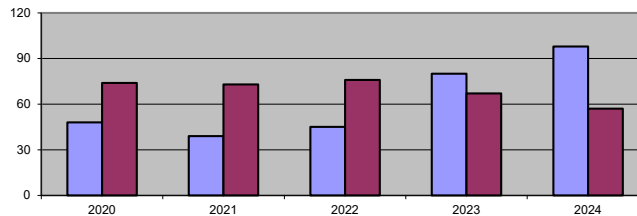
Alcohol Involved Fatalities

Year	2020	2021	2022	2023	2024
Fatalities	8	0	6	10	6



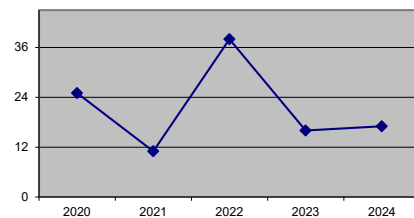
DWI Screening & Conviction Numbers

Year	2020	2021	2022	2023	2024
Screening	48	39	45	80	98
Convictions	74	73	76	67	57



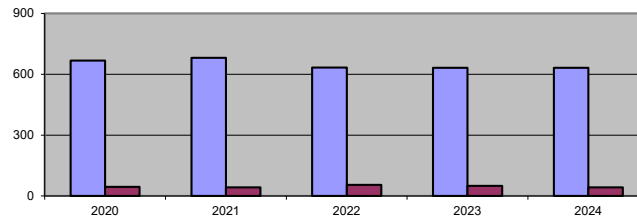
Serious Alcohol Involved Injuries

Year	2020	2021	2022	2023	2024
Injuries	25	11	38	16	17



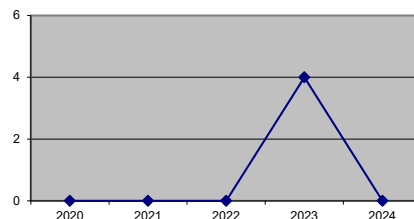
Crashes by Alcohol Involvement

Year	2020	2021	2022	2023	2024
All Crashes	667	681	633	632	632
Alcohol-involved Crashes	45	42	55	50	42



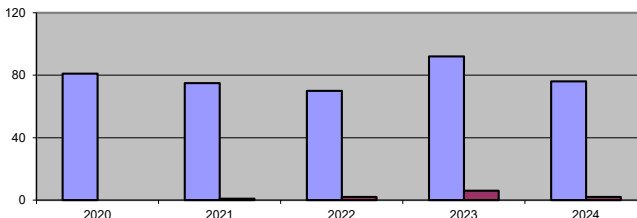
Fatalities in Alcohol-Involved Teen-Driver Crashes

Year	2020	2021	2022	2023	2024
Fatalities	0	0	0	4	0



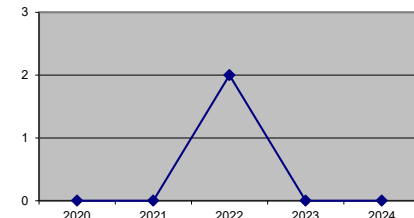
Teen Drivers in Crashes

Year	2020	2021	2022	2023	2024
All Teen Drivers in Crashes	81	75	70	92	76
Alcohol-Involved Teen Drivers	0	1	2	6	2



Serious and Minor Injuries in Alcohol-Involved Teen-Driver Crashes

Year	2020	2021	2022	2023	2024
Injuries	0	0	2	0	0

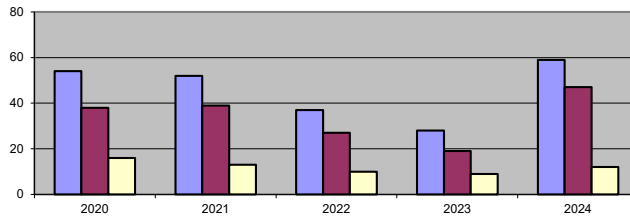


For additional information regarding the data found in this report, please see the **Data Definitions and Sources Section on Page 35**.

ROOSEVELT COUNTY

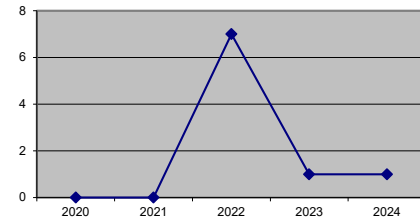
DWI Arrests Showing First Arrests & Repeat Offenders

Year	2020	2021	2022	2023	2024
Total DWI Arrests	54	52	37	28	59
First DWI Arrests	38	39	27	19	47
Repeat DWI Arrests	16	13	10	9	12



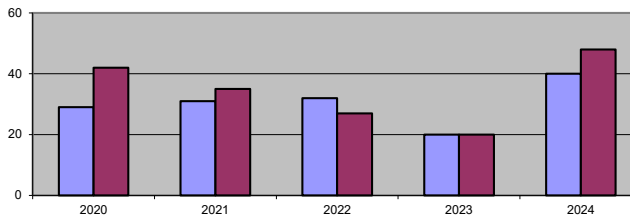
Alcohol Involved Fatalities

Year	2020	2021	2022	2023	2024
Fatalities	0	0	7	1	1



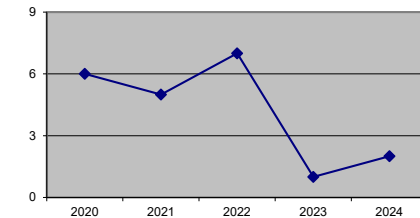
DWI Screening & Conviction Numbers

Year	2020	2021	2022	2023	2024
Screening	29	31	32	20	40
Convictions	42	35	27	20	48



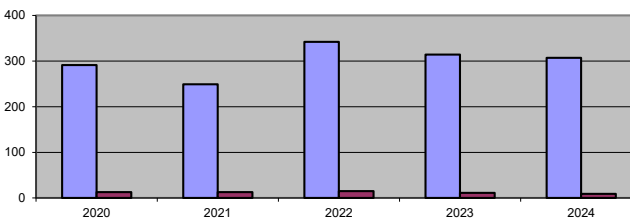
Serious Alcohol Involved Injuries

Year	2020	2021	2022	2023	2024
Injuries	6	5	7	1	2



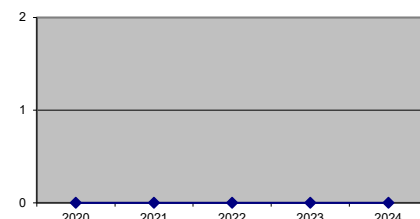
Crashes by Alcohol Involvement

Year	2020	2021	2022	2023	2024
All Crashes	291	249	342	314	307
Alcohol-involved Crashes	13	13	15	11	9



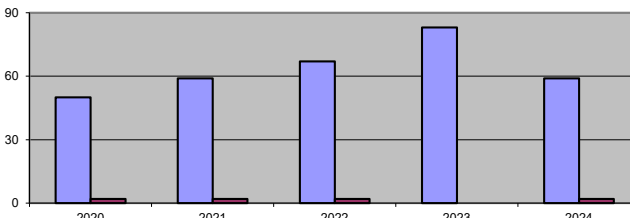
Fatalities in Alcohol-Involved Teen-Driver Crashes

Year	2020	2021	2022	2023	2024
Fatalities	0	0	0	0	0



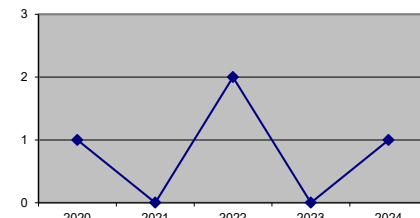
Teen Drivers in Crashes

Year	2020	2021	2022	2023	2024
All Teen Drivers in Crashes	50	59	67	83	59
Alcohol-Involved Teen Drivers	2	2	2	0	2



Serious and Minor Injuries in Alcohol-Involved Teen-Driver Crashes

Year	2020	2021	2022	2023	2024
Injuries	1	0	2	0	1

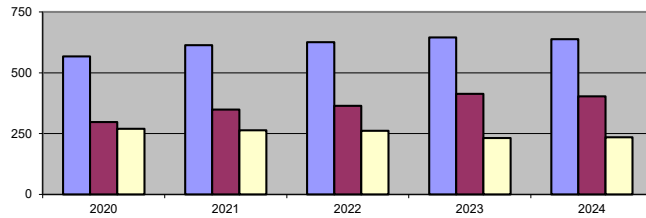


For additional information regarding the data found in this report, please see the **Data Definitions and Sources Section on Page 35**.

SANDOVAL COUNTY

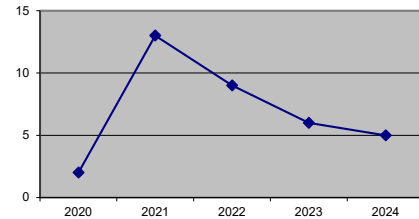
DWI Arrests Showing First Arrests & Repeat Offenders

Year	2020	2021	2022	2023	2024
Total DWI Arrests	567	613	626	645	638
First DWI Arrests	297	349	364	413	403
Repeat DWI Arrests	270	264	262	232	235



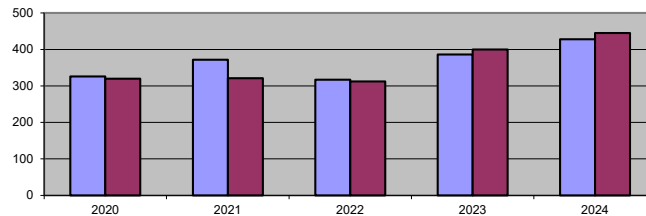
Alcohol Involved Fatalities

Year	2020	2021	2022	2023	2024
Fatalities	2	13	9	6	5



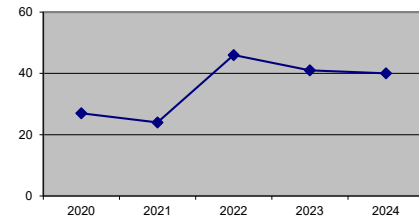
DWI Screening & Conviction Numbers

Year	2020	2021	2022	2023	2024
Screening	326	372	317	386	428
Convictions	320	321	312	400	445



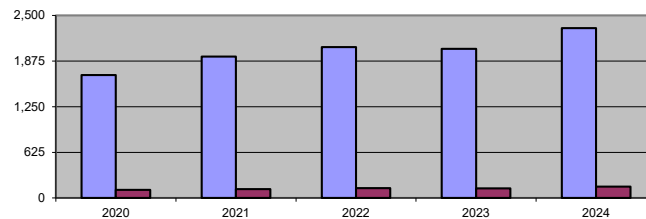
Serious Alcohol Involved Injuries

Year	2020	2021	2022	2023	2024
Injuries	27	24	46	41	40



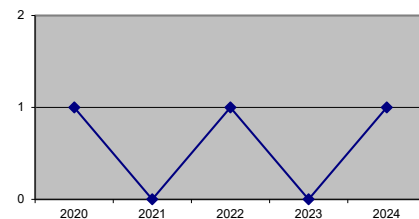
Crashes by Alcohol Involvement

Year	2020	2021	2022	2023	2024
All Crashes	1,683	1,936	2,065	2,042	2,327
Alcohol-involved Crashes	109	119	136	130	156



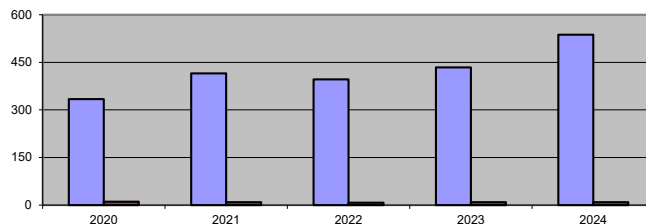
Fatalities in Alcohol-Involved Teen-Driver Crashes

Year	2020	2021	2022	2023	2024
Fatalities	1	0	1	0	1



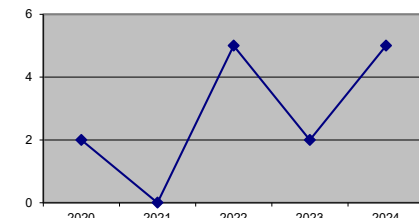
Teen Drivers in Crashes

Year	2020	2021	2022	2023	2024
All Teen Drivers in Crashes	334	415	396	434	537
Alcohol-Involved Teen Drivers	11	9	8	9	9



Serious and Minor Injuries in Alcohol-Involved Teen-Driver Crashes

Year	2020	2021	2022	2023	2024
Injuries	2	0	5	2	5

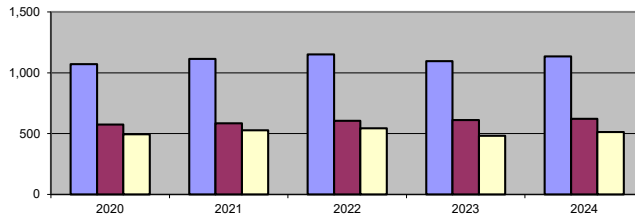


For additional information regarding the data found in this report, please see the **Data Definitions and Sources** Section on Page 35.

SAN JUAN COUNTY

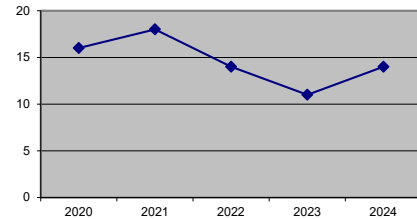
DWI Arrests Showing First Arrests & Repeat Offenders

Year	2020	2021	2022	2023	2024
Total DWI Arrests	1,070	1,113	1,150	1,095	1,134
First DWI Arrests	575	585	606	612	622
Repeat DWI Arrests	495	528	544	483	512



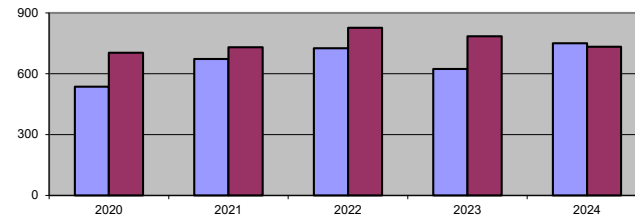
Alcohol Involved Fatalities

Year	2020	2021	2022	2023	2024
Fatalities	16	18	14	11	14



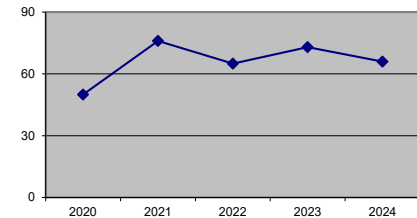
DWI Screening & Conviction Numbers

Year	2020	2021	2022	2023	2024
Screening	536	673	726	624	751
Convictions	704	731	827	785	733



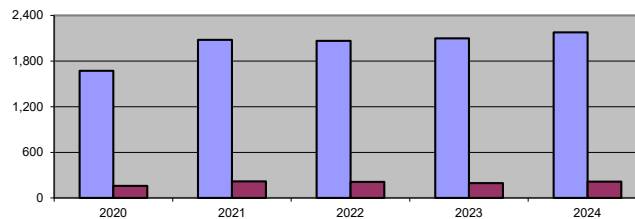
Serious Alcohol Involved Injuries

Year	2020	2021	2022	2023	2024
Injuries	50	76	65	73	66



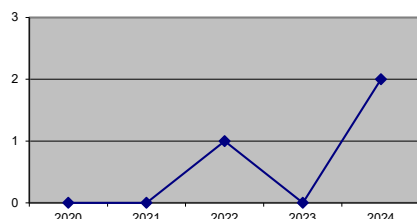
Crashes by Alcohol Involvement

Year	2020	2021	2022	2023	2024
All Crashes	1,671	2,078	2,067	2,100	2,178
Alcohol-involved Crashes	157	216	211	196	213



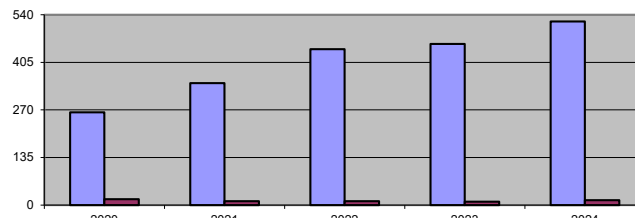
Fatalities in Alcohol-Involved Teen-Driver Crashes

Year	2020	2021	2022	2023	2024
Fatalities	0	0	1	0	2



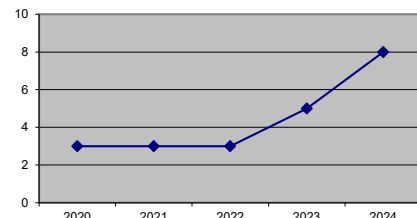
Teen Drivers in Crashes

Year	2020	2021	2022	2023	2024
All Teen Drivers in Crashes	263	346	442	457	521
Alcohol-Involved Teen Drivers	17	11	11	10	14



Serious and Minor Injuries in Alcohol-Involved Teen-Driver Crashes

Year	2020	2021	2022	2023	2024
Injuries	3	3	3	5	8

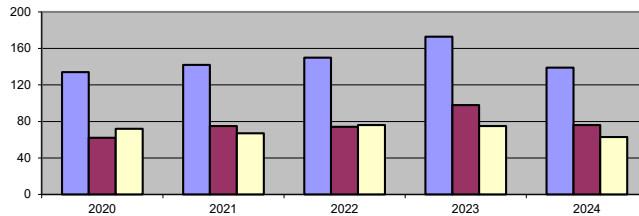


For additional information regarding the data found in this report, please see the **Data Definitions and Sources Section on Page 35**.

SAN MIGUEL COUNTY

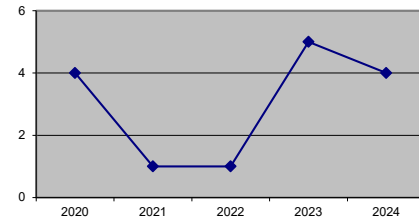
DWI Arrests Showing First Arrests & Repeat Offenders

Year	2020	2021	2022	2023	2024
Total DWI Arrests	134	142	150	173	139
First DWI Arrests	62	75	74	98	76
Repeat DWI Arrests	72	67	76	75	63



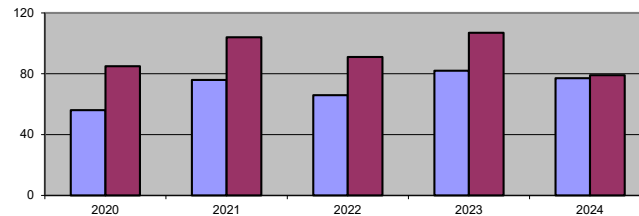
Alcohol Involved Fatalities

Year	2020	2021	2022	2023	2024
Fatalities	4	1	1	5	4



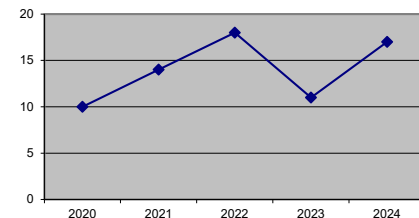
DWI Screening & Conviction Numbers

Year	2020	2021	2022	2023	2024
Screening	56	76	66	82	77
Convictions	85	104	91	107	79



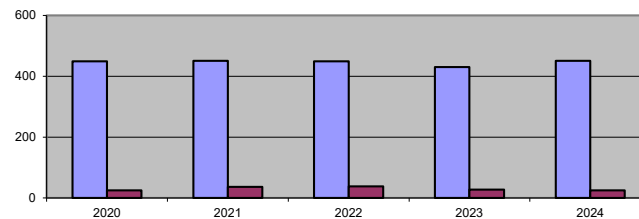
Serious Alcohol Involved Injuries

Year	2020	2021	2022	2023	2024
Injuries	10	14	18	11	17



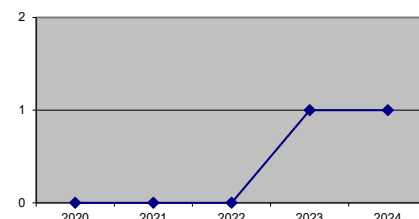
Crashes by Alcohol Involvement

Year	2020	2021	2022	2023	2024
All Crashes	449	451	449	430	451
Alcohol-involved Crashes	25	36	38	27	25



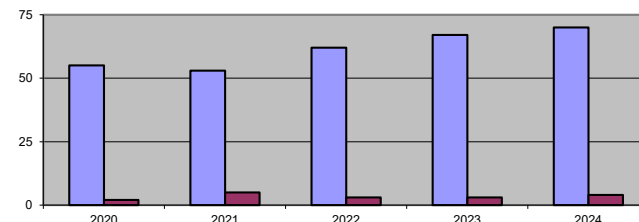
Fatalities in Alcohol-Involved Teen-Driver Crashes

Year	2020	2021	2022	2023	2024
Fatalities	0	0	0	1	1



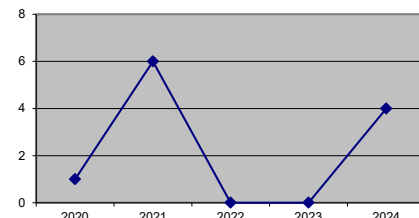
Teen Drivers in Crashes

Year	2020	2021	2022	2023	2024
All Teen Drivers in Crashes	55	53	62	67	70
Alcohol-Involved Teen Drivers	2	5	3	3	4



Serious and Minor Injuries in Alcohol-Involved Teen-Driver Crashes

Year	2020	2021	2022	2023	2024
Injuries	1	6	0	0	4

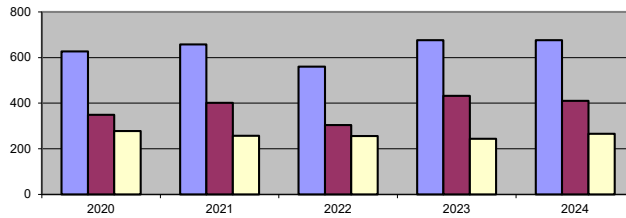


For additional information regarding the data found in this report, please see the **Data Definitions and Sources Section on Page 35**.

SANTA FE COUNTY

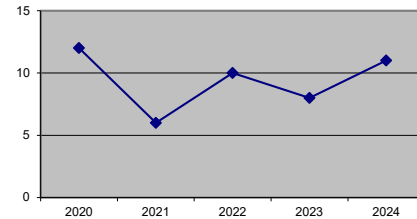
DWI Arrests Showing First Arrests & Repeat Offenders

Year	2020	2021	2022	2023	2024
Total DWI Arrests	627	658	560	676	676
First DWI Arrests	349	401	304	432	410
Repeat DWI Arrests	278	257	256	244	266



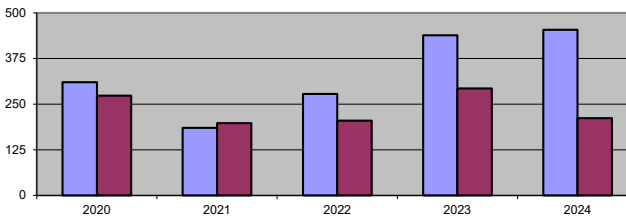
Alcohol Involved Fatalities

Year	2020	2021	2022	2023	2024
Fatalities	12	6	10	8	11



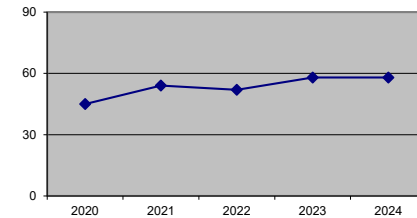
DWI Screening & Conviction Numbers

Year	2020	2021	2022	2023	2024
Screening	310	185	278	439	454
Convictions	273	198	205	293	212



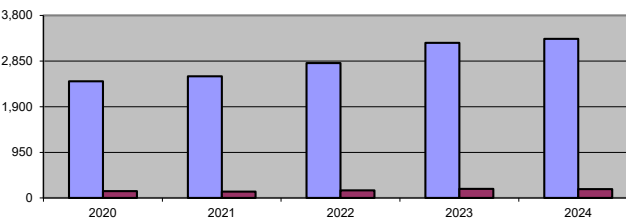
Serious Alcohol Involved Injuries

Year	2020	2021	2022	2023	2024
Injuries	45	54	52	58	58



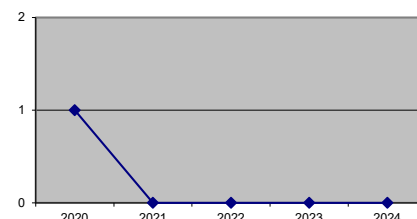
Crashes by Alcohol Involvement

Year	2020	2021	2022	2023	2024
All Crashes	2,428	2,534	2,807	3,230	3,314
Alcohol-involved Crashes	144	132	158	187	181



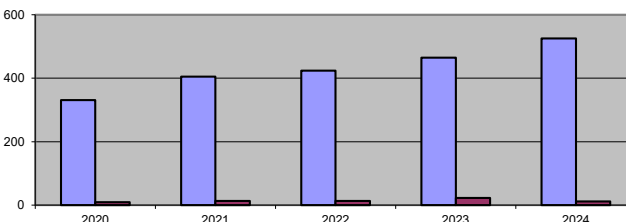
Fatalities in Alcohol-Involved Teen-Driver Crashes

Year	2020	2021	2022	2023	2024
Fatalities	1	0	0	0	0



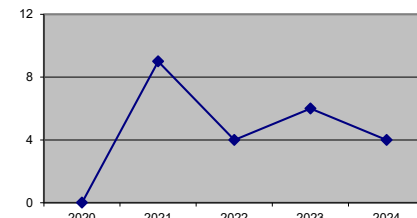
Teen Drivers in Crashes

Year	2020	2021	2022	2023	2024
All Teen Drivers in Crashes	331	405	424	465	525
Alcohol-Involved Teen Drivers	9	13	13	23	12



Serious and Minor Injuries in Alcohol-Involved Teen-Driver Crashes

Year	2020	2021	2022	2023	2024
Injuries	0	9	4	6	4

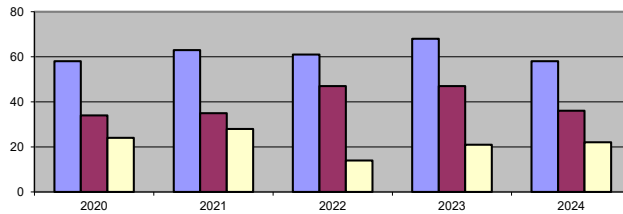


For additional information regarding the data found in this report, please see the **Data Definitions and Sources Section on Page 35**.

SIERRA COUNTY

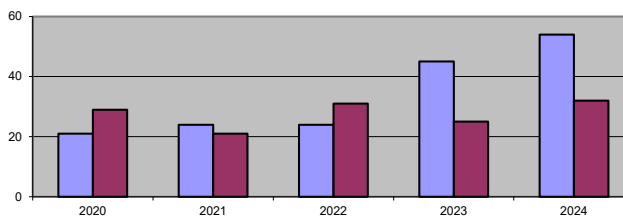
DWI Arrests Showing First Arrests & Repeat Offenders

Year	2020	2021	2022	2023	2024
Total DWI Arrests	58	63	61	68	58
First DWI Arrests	34	35	47	47	36
Repeat DWI Arrests	24	28	14	21	22



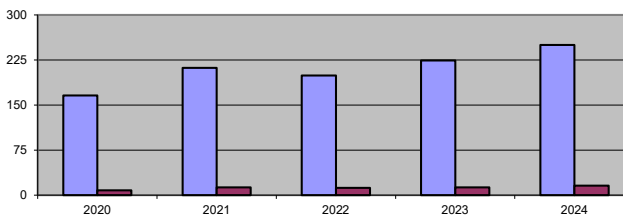
DWI Screening & Conviction Numbers

Year	2020	2021	2022	2023	2024
Screening	21	24	24	45	54
Convictions	29	21	31	25	32



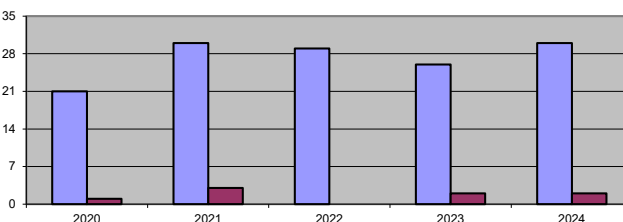
Crashes by Alcohol Involvement

Year	2020	2021	2022	2023	2024
All Crashes	166	212	199	224	250
Alcohol-involved Crashes	8	13	12	13	16



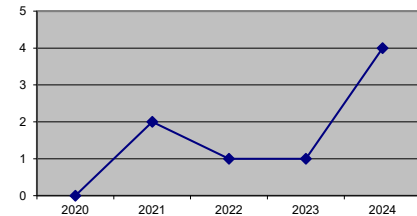
Teen Drivers in Crashes

Year	2020	2021	2022	2023	2024
All Teen Drivers in Crashes	21	30	29	26	30
Alcohol-Involved Teen Drivers	1	3	0	2	2



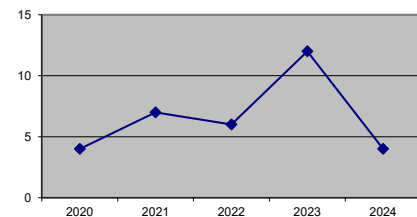
Alcohol Involved Fatalities

Year	2020	2021	2022	2023	2024
Fatalities	0	2	1	1	4



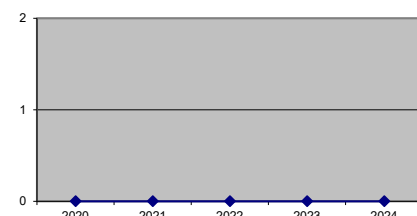
Serious Alcohol Involved Injuries

Year	2020	2021	2022	2023	2024
Injuries	4	7	6	12	4



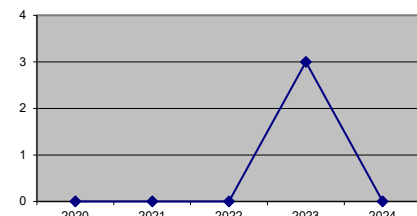
Fatalities in Alcohol-Involved Teen-Driver Crashes

Year	2020	2021	2022	2023	2024
Fatalities	0	0	0	0	0



Serious and Minor Injuries in Alcohol-Involved Teen-Driver Crashes

Year	2020	2021	2022	2023	2024
Injuries	0	0	0	3	0

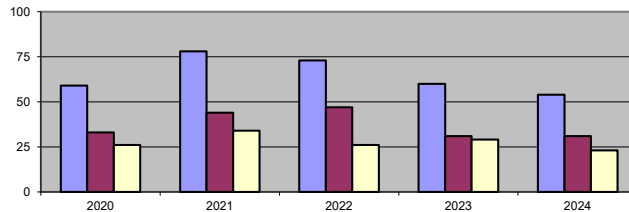


For additional information regarding the data found in this report, please see the **Data Definitions and Sources Section on Page 35**.

SOCORRO COUNTY

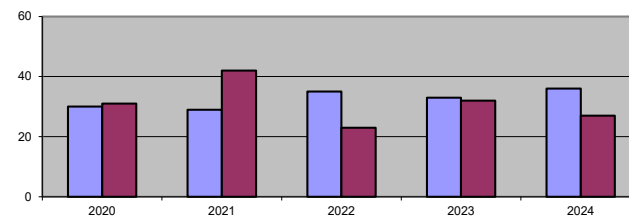
DWI Arrests Showing First Arrests & Repeat Offenders

Year	2020	2021	2022	2023	2024
Total DWI Arrests	59	78	73	60	54
First DWI Arrests	33	44	47	31	31
Repeat DWI Arrests	26	34	26	29	23



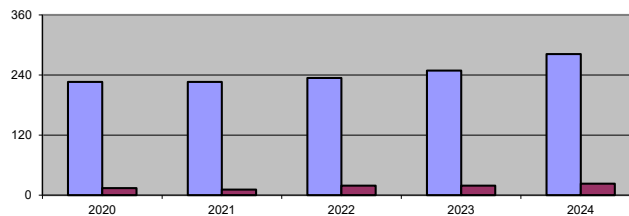
DWI Screening & Conviction Numbers

Year	2020	2021	2022	2023	2024
Screening	30	29	35	33	36
Convictions	31	42	23	32	27



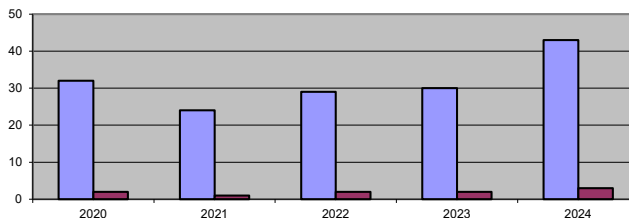
Crashes by Alcohol Involvement

Year	2020	2021	2022	2023	2024
All Crashes	226	226	234	249	282
Alcohol-involved Crashes	14	11	19	19	23



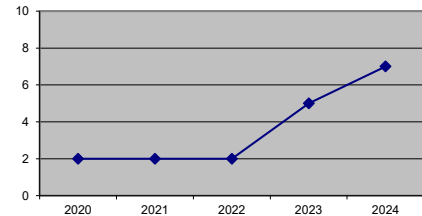
Teen Drivers in Crashes

Year	2020	2021	2022	2023	2024
All Teen Drivers in Crashes	32	24	29	30	43
Alcohol-Involved Teen Drivers	2	1	2	2	3



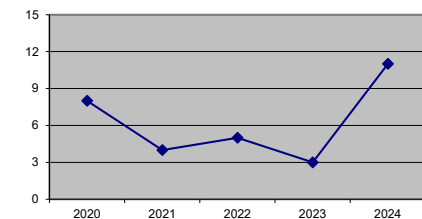
Alcohol Involved Fatalities

Year	2020	2021	2022	2023	2024
Fatalities	2	2	2	5	7



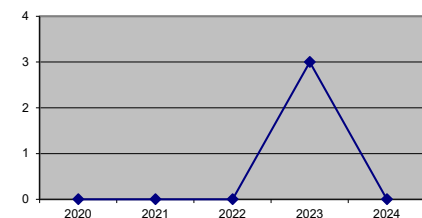
Serious Alcohol Involved Injuries

Year	2020	2021	2022	2023	2024
Injuries	8	4	5	3	11



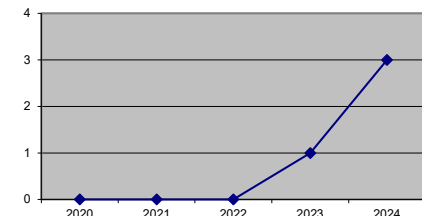
Fatalities in Alcohol-Involved Teen-Driver Crashes

Year	2020	2021	2022	2023	2024
Fatalities	0	0	0	3	0



Serious and Minor Injuries in Alcohol-Involved Teen-Driver Crashes

Year	2020	2021	2022	2023	2024
Injuries	0	0	0	1	3

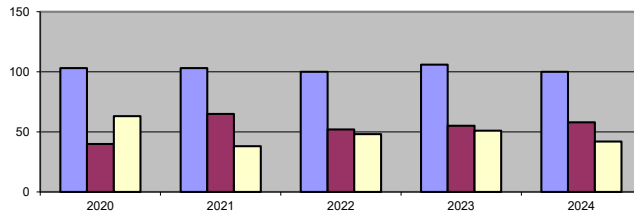


For additional information regarding the data found in this report, please see the **Data Definitions and Sources Section on Page 35**.

TAOS COUNTY

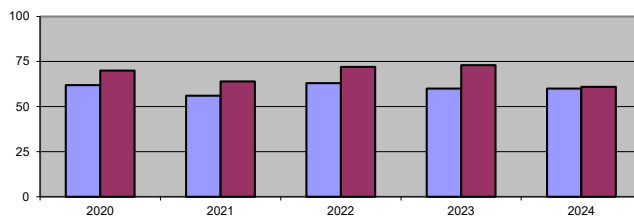
DWI Arrests Showing First Arrests & Repeat Offenders

Year	2020	2021	2022	2023	2024
Total DWI Arrests	103	103	100	106	100
First DWI Arrests	40	65	52	55	58
Repeat DWI Arrests	63	38	48	51	42



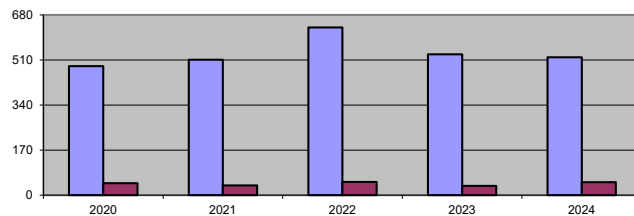
DWI Screening & Conviction Numbers

Year	2020	2021	2022	2023	2024
Screening	62	56	63	60	60
Convictions	70	64	72	73	61



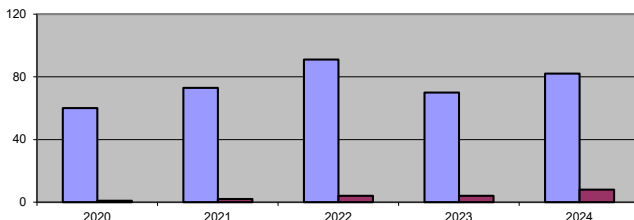
Crashes by Alcohol Involvement

Year	2020	2021	2022	2023	2024
All Crashes	487	511	633	531	520
Alcohol-involved Crashes	45	37	50	35	49



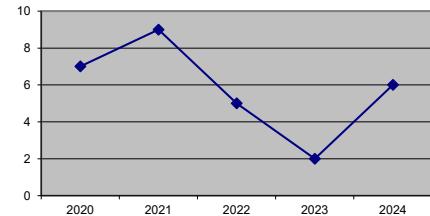
Teen Drivers in Crashes

Year	2020	2021	2022	2023	2024
All Teen Drivers in Crashes	60	73	91	70	82
Alcohol-Involved Teen Drivers	1	2	4	4	8



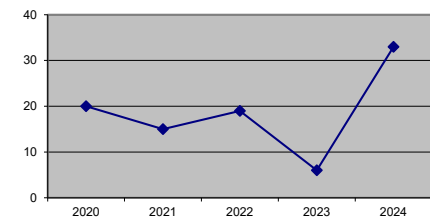
Alcohol Involved Fatalities

Year	2020	2021	2022	2023	2024
Fatalities	7	9	5	2	6



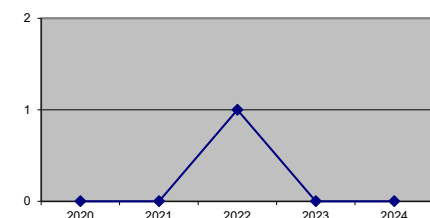
Serious Alcohol Involved Injuries

Year	2020	2021	2022	2023	2024
Injuries	20	15	19	6	33



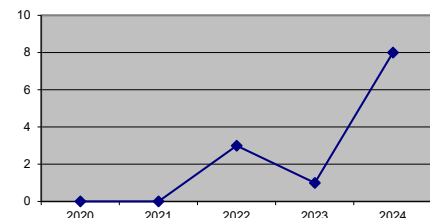
Fatalities in Alcohol-Involved Teen-Driver Crashes

Year	2020	2021	2022	2023	2024
Fatalities	0	0	1	0	0



Serious and Minor Injuries in Alcohol-Involved Teen-Driver Crashes

Year	2020	2021	2022	2023	2024
Injuries	0	0	3	1	8

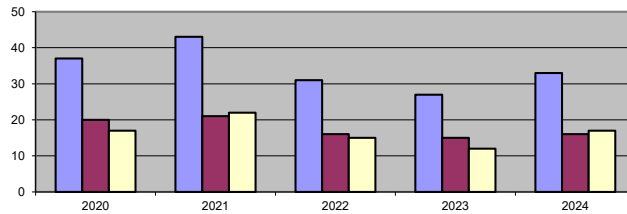


For additional information regarding the data found in this report, please see the **Data Definitions and Sources Section on Page 35**.

TORRANCE COUNTY

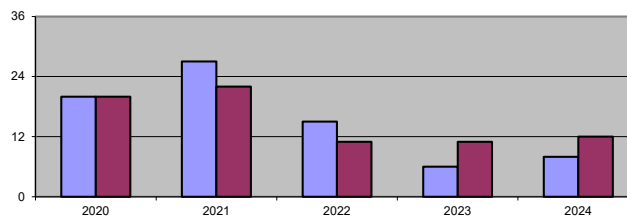
DWI Arrests Showing First Arrests & Repeat Offenders

Year	2020	2021	2022	2023	2024
Total DWI Arrests	37	43	31	27	33
First DWI Arrests	20	21	16	15	16
Repeat DWI Arrests	17	22	15	12	17



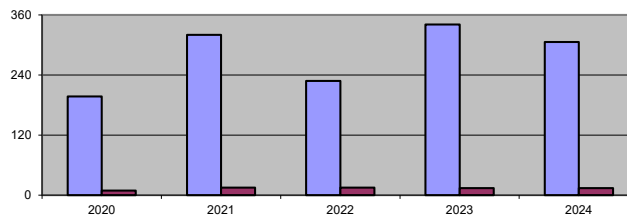
DWI Screening & Conviction Numbers

Year	2020	2021	2022	2023	2024
Screening	20	27	15	6	8
Convictions	20	22	11	11	12



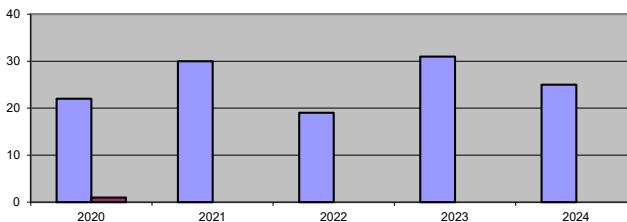
Crashes by Alcohol Involvement

Year	2020	2021	2022	2023	2024
All Crashes	197	320	228	341	306
Alcohol-involved Crashes	9	15	15	14	14



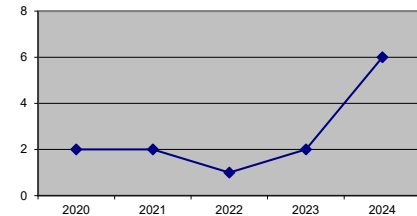
Teen Drivers in Crashes

Year	2020	2021	2022	2023	2024
All Teen Drivers in Crashes	22	30	19	31	25
Alcohol-Involved Teen Drivers	1	0	0	0	0



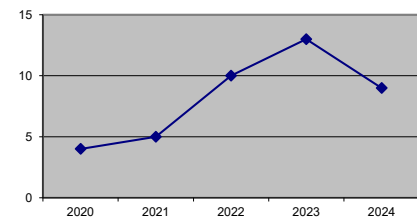
Alcohol Involved Fatalities

Year	2020	2021	2022	2023	2024
Fatalities	2	2	1	2	6



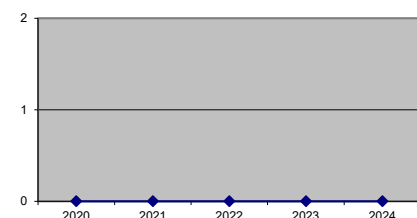
Serious Alcohol Involved Injuries

Year	2020	2021	2022	2023	2024
Injuries	4	5	10	13	9



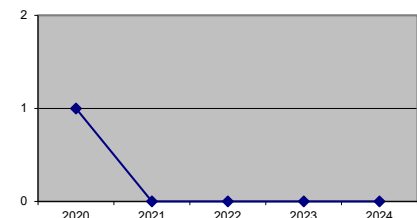
Fatalities in Alcohol-Involved Teen-Driver Crashes

Year	2020	2021	2022	2023	2024
Fatalities	0	0	0	0	0



Serious and Minor Injuries in Alcohol-Involved Teen-Driver Crashes

Year	2020	2021	2022	2023	2024
Injuries	1	0	0	0	0

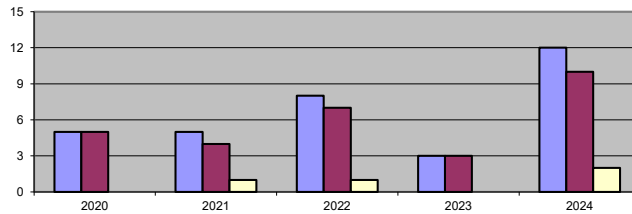


For additional information regarding the data found in this report, please see the **Data Definitions and Sources Section on Page 35**.

UNION COUNTY

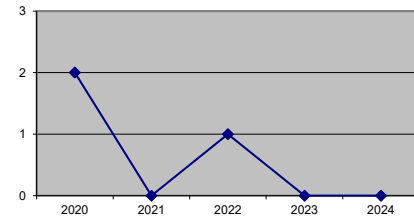
DWI Arrests Showing First Arrests & Repeat Offenders

Year	2020	2021	2022	2023	2024
Total DWI Arrests	5	5	8	3	12
First DWI Arrests	5	4	7	3	10
Repeat DWI Arrests	0	1	1	0	2



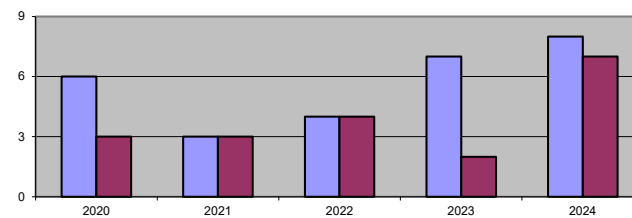
Alcohol Involved Fatalities

Year	2020	2021	2022	2023	2024
Fatalities	2	0	1	0	0



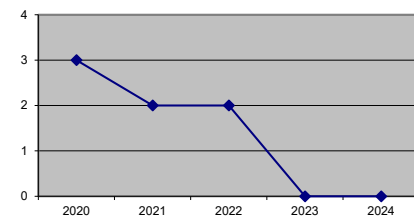
DWI Screening & Conviction Numbers

Year	2020	2021	2022	2023	2024
Screening	6	3	4	7	8
Convictions	3	3	4	2	7



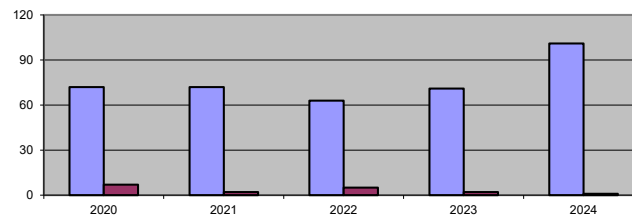
Serious Alcohol Involved Injuries

Year	2020	2021	2022	2023	2024
Injuries	3	2	2	0	0



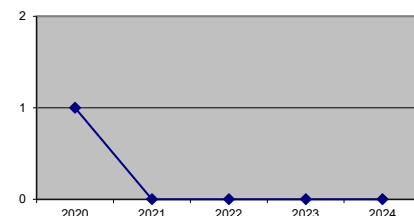
Crashes by Alcohol Involvement

Year	2020	2021	2022	2023	2024
All Crashes	72	72	63	71	101
Alcohol-involved Crashes	7	2	5	2	1



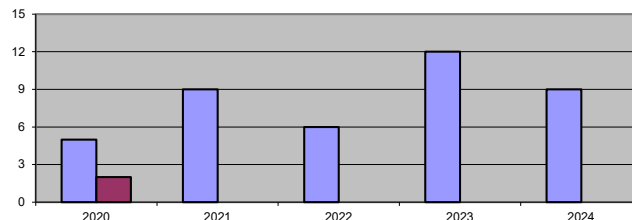
Fatalities in Alcohol-Involved Teen-Driver Crashes

Year	2020	2021	2022	2023	2024
Fatalities	1	0	0	0	0



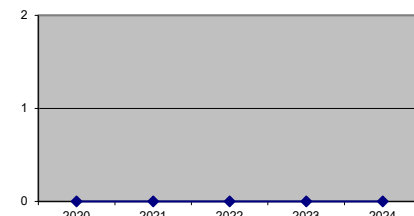
Teen Drivers in Crashes

Year	2020	2021	2022	2023	2024
All Teen Drivers in Crashes	5	9	6	12	9
Alcohol-Involved Teen Drivers	2	0	0	0	0



Serious and Minor Injuries in Alcohol-Involved Teen-Driver Crashes

Year	2020	2021	2022	2023	2024
Injuries	0	0	0	0	0

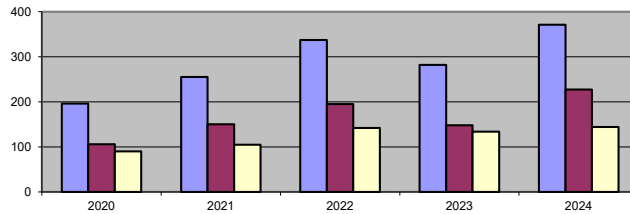


For additional information regarding the data found in this report, please see the **Data Definitions and Sources Section on Page 35**.

VALENCIA COUNTY

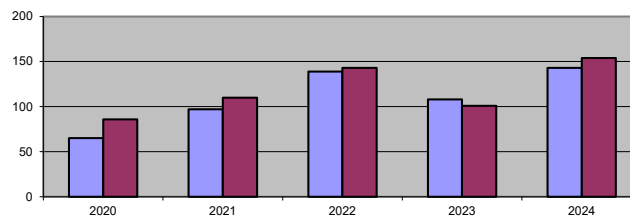
DWI Arrests Showing First Arrests & Repeat Offenders

Year	2020	2021	2022	2023	2024
Total DWI Arrests	196	255	337	282	371
First DWI Arrests	106	150	195	148	227
Repeat DWI Arrests	90	105	142	134	144



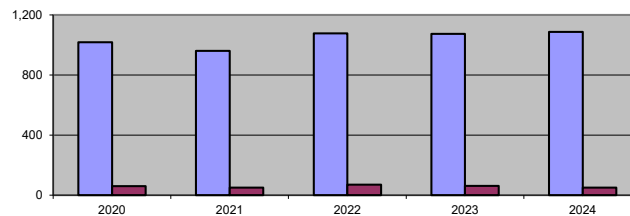
DWI Screening & Conviction Numbers

Year	2020	2021	2022	2023	2024
Screening	65	97	139	108	143
Convictions	86	110	143	101	154



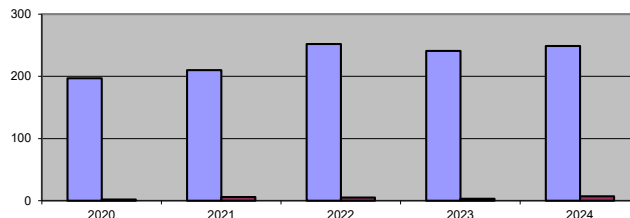
Crashes by Alcohol Involvement

Year	2020	2021	2022	2023	2024
All Crashes	1,018	960	1,078	1,074	1,087
Alcohol-involved Crashes	60	51	70	61	51



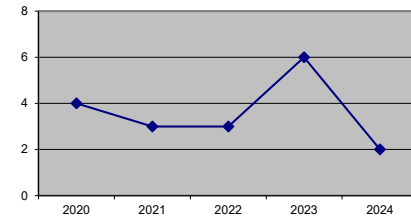
Teen Drivers in Crashes

Year	2020	2021	2022	2023	2024
All Teen Drivers in Crashes	197	210	252	241	249
Alcohol-Involved Teen Drivers	2	6	5	3	7



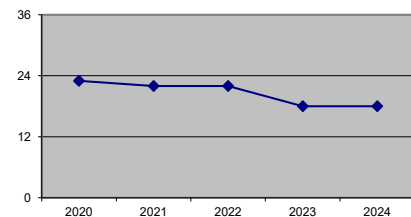
Alcohol Involved Fatalities

Year	2020	2021	2022	2023	2024
Fatalities	4	3	3	6	2



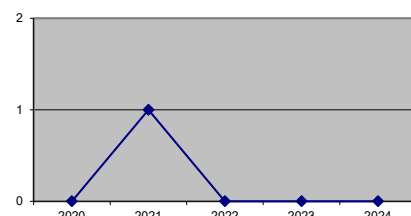
Serious Alcohol Involved Injuries

Year	2020	2021	2022	2023	2024
Injuries	23	22	22	18	18



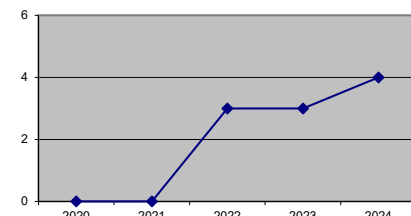
Fatalities in Alcohol-Involved Teen-Driver Crashes

Year	2020	2021	2022	2023	2024
Fatalities	0	1	0	0	0



Serious and Minor Injuries in Alcohol-Involved Teen-Driver Crashes

Year	2020	2021	2022	2023	2024
Injuries	0	0	3	3	4



For additional information regarding the data found in this report, please see the **Data Definitions and Sources Section on Page 35**.

Data Definitions & Sources

DEFINITIONS

Alcohol-involved Crash – An indication on the UCR that 1) a DWI citation was issued, 2) alcohol was a contributing factor to the crash, or 3) a person in control of a vehicle (including a pedestrian or pedalcyclist) was suspected of being under the influence of alcohol.

Alcohol-involved Driver – A person in control of a vehicle who was cited for DWI or indicated on the Uniform Crash Report as being either suspected or determined by testing to be under the influence of alcohol. There can be multiple alcohol-involved drivers in a single alcohol-involved crash.

Crash – A reported incident on a public roadway involving one or more motor vehicles that resulted in death, personal injury, or at least \$500 in property damage. Crashes on private property (such as a parking lot) are not included.

Driver – A person in control of a motorized vehicle. Pedestrians and pedalcyclists are not drivers.

DWI – Driving While Intoxicated.

DWI Arrest (Citation) – A DWI arrest (a.k.a. a DWI citation) is a driver arrested for a DWI or Aggravated DWI.

DWI Conviction – A driver convicted of DWI (driving under the intoxicating influence of alcohol, narcotics, or pathogenic drugs) or an Aggravated DWI. The county listed refers to the location where the driver was arrested for DWI, not their county of residence. Convictions are counted using the year in which the DWI violation occurred, which is not necessarily the year of the conviction.

Fatal Crash – A crash in which at least one individual was killed. Note, more than one individual can be killed in a single fatal crash.

Fatalities – The number of people killed in a crash. The terms killed and deaths are synonymous with fatalities. A fatality is crash-related when it occurs at the time of the crash or the person(s) involved in the crash dies within 30 days.

Injuries – The number of people injured in a crash, as opposed to the number of crashes in which people were injured. This includes suspected serious injuries (Class A), suspected minor injuries (Class B) and possible injuries (Class C). Counts include people injured, but not killed.

Injury Crash – A reported crash in which at least one individual was injured. Injury crashes involved at least one suspected serious injury (Class A), suspected minor injury (Class B), or possible injury (Class C). Fatal crashes are not included in this category.

Severity of Injury – The degree of injury to a person in a crash as describe by the KABCO scale: K is Killed, ABC indicate injuries (A=suspected serious, B=suspected minor, C=possible), and O indicates no apparent injuries (Property Damage Only).

Suspected Minor Injury – A visible but not serious injury, such as abrasions, bruises and minor lacerations, as observed by the officer at the scene of the crash. Also known as a Class B injury or a “Visible Injury”.

Serious Injury – An injury, other than a fatal injury, where the person was carried from the scene of the crash or where the injured person was unable to walk, drive or perform normal activities he/she was capable of performing before the injury occurred, as observed by the officer at the scene of the crash. Serious Injuries are Class A and Class B injuries in alcohol-involved crashes.

Teen Drivers – A teen driver is defined as a motor-vehicle driver involved in a crash who is between 15 and 19 years old, inclusive

Vehicle – A motorized car, truck, bus, van, or motorcycle (mechanically or electrically powered) for carrying or transporting persons or things. Pedestrians and pedalcyclists are counted as non-motorized vehicles when in a crash with a motorized vehicle.

DATA SOURCES

Crash Data – Crash data are from the NMDOT Uniform Crash Reports (UCR), submitted by state law enforcement agencies, for any incident on a public roadway involving one or more motor vehicles that resulted in death, injury, or at least \$500 in property damage. These reports are processed by the NMDOT Traffic Records Program, and analyzed by the University of New Mexico, Geospatial and Population Studies (GPS), Traffic Research Unit (TRU). *Unknown county crash totals are 2 in 2020, 1 in 2021, 2 in 2022, 0 in 2023, and 1 in 2024.*

DWI Arrest and Conviction Data – New Mexico Taxation and Revenue Department (NM TRD), Motor Vehicle Division (MVD), DWI File, as of November 2025. Convictions include both DWI and Aggravated DWI. Convictions are counted using the year in which the DWI violation occurred, which is not necessarily the year of the conviction. Totals do not include unknown or missing county information.

Unknown county conviction totals are 2 in 2020, 1 in 2021, 2 in 2022, 0 in 2023, and 1 in 2024. Unknown county arrests totals are 77 in 2020, 57 in 2021, 62 in 2022, 86 in 2023, and 1 in 2024.

NM Screening and Tracking System – The NM DWI Screening and Tracking System is based on an automated assessment instrument and informs the database used to monitor DWI offenders after sentencing. All 33 county local DWI programs have used a system to collect alcohol screening information and to track the completion of court-ordered DWI sanctions by DWI offenders within their counties since 1997. Local DWI program staff in each county enters all information into the system. The system contains DWI offender data including name, social security number, birth date, and address. It also contains screening information that is self-reported by offenders during a screening session conducted by the local DWI program staff following (or in some rare cases preceding) conviction. Since July 2020, the screening information is collected via the offender's written responses to the Impaired Driving Assessment (IDA) Survey instrument. The National Highway Traffic Safety Administration (NHTSA) provided funding to the American Probation and Parole Association (APPA) to develop an instrument that can increase the probability of identifying a DWI offender's risk of engaging in future conduct of impaired driving, and to help determine the most effective community supervision that will reduce such risk. The result of this project was the IDA. The IDA is comprised of two components—a self-report (SR) and an evaluator report (ER). The SR is comprised of 34 questions designed to measure both retrospective and current perceptions of conditions related to mental health and mood adjustment, alcohol and other drug (AOD) involvement and disruption, social and legal non-conformity, and acknowledgment of problem behaviors and motivation to seek help for these problems. The ER component is comprised of 11 questions that provide information around the individual's past DWI and non-DWI involvement in the judicial system, prior education and treatment episodes, past response to DWI education and/or treatment, and current status with respect to community supervision and assignment to education and/or treatment services. The comparison of the ER with the SR provides an estimate of the individual's level of defensiveness and openness to self-disclose, measures that are also important in the estimation of potential risk for recidivism. In addition to this screening information, the database also captures each offender's DWI sanctions from the court's Judgment and Sentencing (J&S) document. These J&S data include the sentencing judge's name, sanction start and completion dates, information about where the offender is sent for the sanction, and how many sessions or days were assigned for each specific sanction. Source: New Mexico Department of Finance, Local Government Division, DWI Bureau.