

FY26 Appropriation Request Checklist

Agency Name: New Mexico Higher Education Department

Business Unit: 95000

Reports to Include in PDF Submission

	Form #	Title	
1	X	Cvr Ltr Cover Letter	<i>Agency Level</i>
2	X	S-1 Certification	<i>Agency Level</i>
3	X	S-2 Organizational Chart	<i>Agency/Program Level</i>
4	X	S-8 Financial Summary (BFM)	<i>Agency/Program Level</i>
5	X	S-9 Account Code Revenue / Expenditure Report	<i>Agency/Program Level</i>
6	X	S-10 Fund Balance Projection	<i>Fund Level</i>
7	X	S-13 Detail of Rate Line Items (see instructions)	<i>Agency Level</i>
8	X	P-1 Program Narrative	<i>Program Level</i>
9	X	R-2 Transfer Report	<i>Agency Level</i>
10	X	REV/EXP Revenue-Expenditure Comparison Report	<i>Agency/Program Level</i>
11	X	FFRW Detail of Federal Funds Revenue Worksheet	<i>Agency/Program Level</i>
12	X	EB-1 Expansion Justifications	<i>Program Level</i>
12	X	EB-2 Expansion Fiscal Summary	<i>Program Level</i>
12	X	EB-3 Expansion Line Item Detail	<i>Program Level</i>
13	X	LFR Legislating for Results Expansion Tool (attached in BFM)	<i>Program Level</i>
14	X	E4 Pcode Detail	<i>Program Level</i>
15	X	E5 Contract by Pcode	<i>Program Level</i>
16	X	SAR Special Appropriation Request Report	<i>Agency Level</i>
17	X	APR Annual Performance Report	<i>Program Level</i>
18	X	Table 2 Table 2 Performance Measure Summary	<i>Program Level</i>
19	X	SP Strategic Plan	<i>Agency Level</i>
20		ITP Information Technology Plan	<i>Agency Level</i>
20		C-1 Base Operating Budget	<i>Agency Level</i>
20		C-2 IT Request Plan	<i>Agency Level</i>
	n/a	Perf Audit Update to LFC Performance Audits (within last 2 years)	<i>Agency Level</i>

Documents to Attach in BFM (PDF Optional)

Where to Attach

n/a	Board Cert	Board or Commission Budget Certification	<i>Form 9900</i>
n/a	E-6B	Leased Passenger-Related Vehicles	<i>Form 3300/4300</i>



September 3, 2024

Wayne Propst, Cabinet Secretary
New Mexico Department of Finance and Administration
407 Galisteo Street, #190
Santa Fe, NM 87501

Dear Secretary Propst:

Enclosed you will find the New Mexico Higher Education Department's (NMHED) Fiscal Year 2026 (FY26) Appropriation Request. The agency strives toward ensuring accountability of the higher education institutions and efficiencies in the higher education system of the State of New Mexico. The NMHED is tasked with ensuring that each higher education dollar is used to capitalize on program opportunities so that every New Mexican has the potential to earn an education and get the training necessary to support a healthy workforce and the state's economy. My colleagues have worked in collaboration with Principal Budget and Policy Analyst Nicole Macias in the preparation of this budget.

Highlights of the FY26 request are as follows:

- **Tuition-Free College in New Mexico (\$146,000,000):** The State of New Mexico must continue to fully support the New Mexico Opportunity Scholarship so students can continue or enroll in postsecondary education and earn a high-demand certificate, associate degree, or bachelor's degree in New Mexico. We request support in the recurring \$146 million appropriation and a transfer from the newly-established Higher Education Trust Fund, which will impact over 40,000 students at New Mexico's public higher education institutions.
- **Tribal Education Technical Assistance Centers (\$2,250,000):** House Bill 280 was passed in 2023 to establish two Tribal Education Technical Assistance Centers in New Mexico. The centers will focus on supporting Tribes, Nations, and Pueblos to spend down state funding; develop culturally and linguistically relevant materials; enhance recruitment and professional development of Indigenous educators; and more. To support the intent of the law, a recurring appropriation of \$2.25 million is required to sustain and support the two centers – located at Navajo Technical University and the University of New Mexico – for future funding cycles.
- **Higher Education Retention Fund for Student Success and Basic Needs (\$4,000,000):** As an agency partnership with the University of New Mexico Basic Needs Project, the State of New Mexico surveyed over 15,000 students, faculty, and staff and revealed that 60 percent of students identified as food insecure and 63 percent reported housing insecurity, with nearly 20 percent of students being homeless in the last 12 months. Additionally, New Mexico's overall statewide average retention rate in Academic Year 2021-2022 was 59



percent. To support higher education institutions in providing superior academic support and addressing student basic needs, the agency will adopt the Higher Education Retention Fund and a formula to incentivize increased retention rates at colleges and universities across New Mexico.

- **Adult Education and Literacy (\$13,078,000):** Adult education programs guide students into higher education, career training, and the workforce. In New Mexico, enrollment in adult education programs has increased by between 12 percent to 15 percent each year. Additionally, considering that access for parents to high school equivalency (HSE) programs is an indicator called out in our Kids Count Report Card, it is critical that we increase support for adult education programs and make exams affordable for New Mexicans. The agency is requesting \$11,078,000 to support over 12,000 students participating in adult education and literacy programs in New Mexico and testing vouchers for HSE exams (\$2,000,000).
- **Minority Doctoral Loan Repayment Program (\$250,000):** This program is dedicated to increasing the number of Black, Indigenous, and People of Color (BIPOC) and women teaching in the fields of engineering, science, mathematics, and other academic disciplines at higher education institutions in New Mexico. Historically, the program has only funded two to four applicants per year. With the recent successes of increasing participation of all the agency's loan repayment programs, the agency is requesting a pilot to increase the number of awardees in tenure-track positions and retaining them in the state's higher education system.
- **Graduate Scholars Fund (\$1,000,000):** This program is dedicated to increasing the number of underrepresented graduate students enrolled in public universities across New Mexico. By encouraging groups underrepresented in graduate education to pursue advanced degrees in accredited graduate programs, particularly in academic fields of high regional and national priority and fields where underrepresentation is most severe, the state will benefit by increasing the number of professionals for industry, business, research and development, economic development, and public service. In FY25, 68 students benefitted from the award based on the \$488,300 appropriation. One million dollars (\$1 million) will allow the agency to double the current state support of graduate students.
- **WICHE Loan-for-Service Program (\$200,000):** The purpose of the Western Interstate Commission on Higher Education (WICHE) Loan-For-Service Program is to allow New Mexico students to enroll at selected out-of-state graduate or professional programs which are not offered at New Mexico's public higher education institutions. It is important to note that as a condition of each loan, a student shall declare intent to return to New Mexico to practice as a professional in their field of study. The requested increase to the program will allow for its expansion to other professions, such as podiatry since it is not offered in New Mexico.
- **University of New Mexico Dental Residency Program (\$500,000):** The agency would like to promote more clinic-based dental implants services via the University of New Mexico's Dental Residency Program. This funding will ensure each resident performs four implant procedures per year.

**NEW MEXICO
HIGHER EDUCATION
DEPARTMENT**



Fostering Student Success from Cradle to Career

Michelle Lujan Grisham, Governor
Stephanie M. Rodriguez, Cabinet Secretary
Patricia Trujillo, Ph.D., Deputy Secretary

- **Agency Staffing:** Although the agency oversees 13 percent of the overall state budget, more than 300 staff members are provided to the other cabinet-level education agencies. To support overall operations and 58 current full-time employees (FTE), the agency is requesting fulltime support for various divisions ranging from financing to community support. Four (4) FTE will support the Planning and Research Division, Academic Affairs and Policy Division, Adult Education Division for literacy efforts, and overall community relations.

Thank you in advance for the New Mexico Department of Finance and Administration's upcoming assistance during the FY26 appropriation request process and upcoming 57th Legislature. We look forward to working with you and your agency to address any items that may arise from this submission. If you have additional questions, please do not hesitate to contact Gerald Hoehne, Chief of Staff and Chief Financial Officer, at Gerald.Hoehne@hed.nm.gov.

Sincerely,

A handwritten signature in black ink that reads "Stephanie Rodriguez". The signature is written in a cursive, flowing style.

Stephanie Rodriguez
Cabinet Secretary

**FORM S-1
CERTIFICATION**

AGENCY NAME: NEW MEXICO HIGHER EDUCATION DEPARTMENT

BUSINESS UNIT: 95000

FY26 BUDGET APPROPRIATION REQUEST CERTIFICATION

I hereby certify that the accompanying summary and detailed statements are true and correct to the best of my knowledge and belief and that the arithmetic accuracy of all numeric information has been verified.

Yes, department-level budgets will be used this fiscal year

No, department-level budgets will not be used this fiscal year

DocuSigned by:



6E1AAA075817409

AGENCY HEAD

Secretary

TITLE

APPROVED (Board/Commission Chairperson)

DocuSigned by:



00C7B11CP80943F...

AGENCY CONTACT

TITLE

Chief of Staff/CFO

TITLE

2044 GALISTEO STREET, STE 4, SANTA FE, NM 87505

ADDRESS

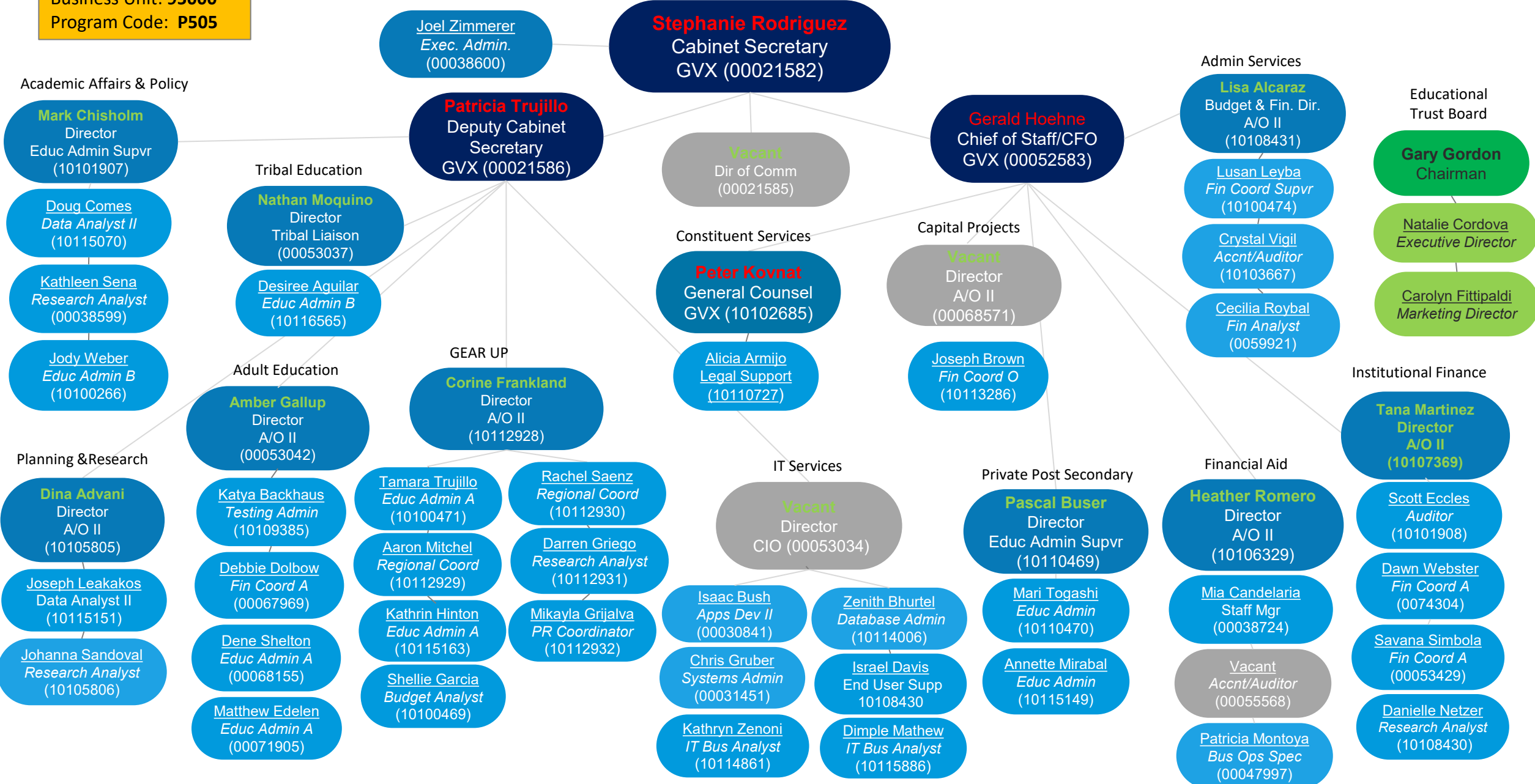
505 476-8400

PHONE NUMBER

Note: Operating Budgets of agencies headed by a board or commission must be approved by the board or commission by official action and signed by the chairperson. Operating Budgets of other agencies must be signed by the director or secretary. Operating Budgets not properly signed will be returned.

Higher Education Department

Business Unit: **95000**
Program Code: **P505**



S-8 Financial Summary

(Dollars in Thousands)

BU PCode Department
95000 0000 0000000000

	2023-24 Opbud	2023-24 Actuals	2024-25 Opbud	2025-26 PCF Proj	Base	----- FY 2026 Agency Request ----- Expansion		Total
REVENUE								
111 General Fund Transfers	185,184.3	184,989.7	186,193.1	0.0	186,193.1	14,848.9		201,042.0
112 Other Transfers	46,093.3	81,968.6	62,093.3	0.0	75,083.3	0.0		75,083.3
120 Federal Revenues	11,800.0	13,154.2	12,187.4	0.0	12,187.4	0.0		12,187.4
130 Other Revenues	654.0	8,595.8	465.6	0.0	465.6	0.0		465.6
150 Fund Balance	10,000.0	24,832.7	10,000.0	0.0	10,000.0	0.0		10,000.0
REVENUE, TRANSFERS	253,731.6	313,540.9	270,939.4	0	283,929.4	14,848.9		298,778.3
REVENUE	253,731.6	313,540.9	270,939.4	0	283,929.4	14,848.9		298,778.3
EXPENSE								
200 Personal Services and Employee Benefits	6,060.4	5,441.6	6,902.1	6,563.9	6,902.1	386.4		7,288.5
300 Contractual services	1,730.0	5,134.7	1,710.0	0.0	2,310.0	2,250.0		4,560.0
400 Other	245,941.2	266,823.9	262,327.3	0.0	274,717.3	12,212.5		286,929.8
EXPENDITURES	253,731.6	277,400.2	270,939.4	6,563.9	283,929.4	14,848.9		298,778.3
500 Other financing uses	0.0	0.0	0.0	0.0	0.0	0.0		0.0
OTHER FINANCING USES	0.0	0.0	0.0	0	0.0	0.0		0.0
EXPENSE	253,731.6	277,400.2	270,939.4	6,563.9	283,929.4	14,848.9		298,778.3
FTE POSITIONS								
810 Permanent	37.25	41.00	39.25	41.00	43.25	4.00		47.25
820 Term	14.75	14.00	14.75	14.00	14.75	0.00		14.75
FTEs	52.00	55.00	54.00	55.00	58.00	4.00		62.00
FTE POSITIONS	52.00	55.00	54.00	55.00	58.00	4.00		62.00

State of New Mexico
S-8 Financial Summary
 (Dollars in Thousands)

BU **PCode** **Department**
 95000 P505 000000

		2023-24 Opbud	2023-24 Actuals	2024-25 Opbud	2025-26 PCF Proj	Base	----- FY 2026 Agency Request ----- Expansion	Total
REVENUE								
111	General Fund Transfers	15,104.8	14,910.2	15,994.3	0.0	15,994.3	13,406.4	29,400.7
112	Other Transfers	3,043.3	4,847.6	3,043.3	0.0	3,043.3	0.0	3,043.3
120	Federal Revenues	11,500.0	12,864.4	11,787.4	0.0	11,787.4	0.0	11,787.4
130	Other Revenues	654.0	1,096.5	465.6	0.0	465.6	0.0	465.6
REVENUE, TRANSFERS		30,302.1	33,718.7	31,290.6	0.0	31,290.6	13,406.4	44,697.0
REVENUE		30,302.1	33,718.7	31,290.6	0.0	31,290.6	13,406.4	44,697.0
EXPENSE								
200	Personal Services and Employee Benefits	6,060.4	5,441.6	6,902.1	6,563.9	6,902.1	386.4	7,288.5
300	Contractual services	1,660.0	5,119.2	1,640.0	0.0	2,240.0	2,250.0	4,490.0
400	Other	22,581.7	20,193.8	22,748.5	0.0	22,148.5	10,770.0	32,918.5
EXPENDITURES		30,302.1	30,754.6	31,290.6	6,563.9	31,290.6	13,406.4	44,697.0
500	Other financing uses	0.0	0.0	0.0	0.0	0.0	0.0	0.0
OTHER FINANCING USES		0.0	0.0	0.0	0	0.0	0.0	0.0
EXPENSE		30,302.1	30,754.6	31,290.6	6,563.9	31,290.6	13,406.4	44,697.0
FTE POSITIONS								
810	Permanent	37.25	41.00	39.25	41.00	43.25	4.00	47.25
820	Term	14.75	14.00	14.75	14.00	14.75	0.00	14.75
FTEs		52.00	55.00	54.00	55.00	58.00	4.00	62.00
FTE POSITIONS		52.00	55.00	54.00	55.00	58.00	4.00	62.00

Student Financial Aid

State of New Mexico

S-8 Financial Summary

(Dollars in Thousands)

BU PCode Department
95000 P506 000000

	2023-24 Opbud	2023-24 Actuals	2024-25 Opbud	2025-26 PCF Proj	Base	----- FY 2026 Agency Request ----- Expansion	Total
REVENUE							
111 General Fund Transfers	24,079.5	24,079.5	24,198.8	0.0	24,198.8	1,442.5	25,641.3
112 Other Transfers	43,050.0	77,121.0	43,050.0	0.0	50,040.0	0.0	50,040.0
120 Federal Revenues	300.0	289.8	400.0	0.0	400.0	0.0	400.0
130 Other Revenues	0.0	6,357.9	0.0	0.0	0.0	0.0	0.0
150 Fund Balance	10,000.0	24,832.7	10,000.0	0.0	10,000.0	0.0	10,000.0
REVENUE, TRANSFERS	77,429.5	132,680.9	77,648.8	0.0	84,638.8	1,442.5	86,081.3
REVENUE	77,429.5	132,680.9	77,648.8	0.0	84,638.8	1,442.5	86,081.3
EXPENSE							
300 Contractual services	70.0	15.5	70.0	0.0	70.0	0.0	70.0
400 Other	77,359.5	100,630.2	77,578.8	0.0	84,568.8	1,442.5	86,011.3
EXPENDITURES	77,429.5	100,645.7	77,648.8	0	84,638.8	1,442.5	86,081.3
EXPENSE	77,429.5	100,645.7	77,648.8	0	84,638.8	1,442.5	86,081.3

Opportunity Scholarship

State of New Mexico

S-8 Financial Summary

(Dollars in Thousands)

BU PCode Department
95000 P510 000000

		2023-24 Opbud	2023-24 Actuals	2024-25 Opbud	2025-26 PCF Proj	Base	----- FY 2026 Agency Request ----- Expansion	Total
REVENUE								
111	General Fund Transfers	146,000.0	146,000.0	146,000.0	0.0	146,000.0	0.0	146,000.0
112	Other Transfers	0.0	0.0	16,000.0	0.0	22,000.0	0.0	22,000.0
130	Other Revenues	0.0	1,141.4	0.0	0.0	0.0	0.0	0.0
150	Fund Balance	0.0	0.0	0.0	0.0	0.0	0.0	0.0
REVENUE, TRANSFERS		146,000.0	147,141.4	162,000.0	0.0	168,000.0	0.0	168,000.0
REVENUE		146,000.0	147,141.4	162,000.0	0.0	168,000.0	0.0	168,000.0
EXPENSE								
400	Other	146,000.0	146,000.0	162,000.0	0.0	168,000.0	0.0	168,000.0
EXPENDITURES		146,000.0	146,000.0	162,000.0	0	168,000.0	0.0	168,000.0
EXPENSE		146,000.0	146,000.0	162,000.0	0	168,000.0	0.0	168,000.0

BU PCode Department
95000 0000 0000000000

S-9 Account Code Revenue/Expenditure Summary
(Dollars in Thousands)

		2023-24	2023-24	2024-25	2025-26	----- FY 2026 Agency Request -----		
		Opbud	Actuals	Opbud	PCF Proj	Base	Expansion	Total
499105	General Fd. Appropriation	185,184.3	184,989.7	186,193.1	0.0	186,193.1	14,848.9	201,042.0
111	General Fund Transfers	185,184.3	184,989.7	186,193.1	0.0	186,193.1	14,848.9	201,042.0
425909	Other Services - Interagency	3,000.0	2,895.8	3,000.0	0.0	3,000.0	0.0	3,000.0
451909	Federal Contract - Interagency	0.0	1,951.7	0.0	0.0	0.0	0.0	0.0
499905	Other Financing Sources	43.3	36.9	16,043.3	0.0	22,043.3	0.0	22,043.3
499906	OFS - INTRA-Agency	3,050.0	0.0	3,050.0	0.0	40.0	0.0	40.0
499910	O/F Sources - CU	40,000.0	77,084.1	40,000.0	0.0	50,000.0	0.0	50,000.0
112	Other Transfers	46,093.3	81,968.6	62,093.3	0.0	75,083.3	0.0	75,083.3
451903	Federal Direct - Operating	11,800.0	13,154.2	12,187.4	0.0	12,187.4	0.0	12,187.4
120	Federal Revenues	11,800.0	13,154.2	12,187.4	0.0	12,187.4	0.0	12,187.4
416902	Other Licenses & Permits	654.0	415.9	465.6	0.0	465.6	0.0	465.6
422902	Other Fees	0.0	21.7	0.0	0.0	0.0	0.0	0.0
441201	Interest On Investments	0.0	7,111.5	0.0	0.0	0.0	0.0	0.0
441401	Interest On Loans	0.0	34.2	0.0	0.0	0.0	0.0	0.0
475101	Other Gifts & Grants	0.0	10.9	0.0	0.0	0.0	0.0	0.0
496901	Miscellaneous Revenue	0.0	1,001.6	0.0	0.0	0.0	0.0	0.0
130	Other Revenues	654.0	8,595.8	465.6	0.0	465.6	0.0	465.6
325900	Restricted FB - Gov	10,000.0	24,832.7	10,000.0	0.0	10,000.0	0.0	10,000.0
150	Fund Balance	10,000.0	24,832.7	10,000.0	0.0	10,000.0	0.0	10,000.0
TOTAL REVENUE		253,731.6	313,540.9	270,939.4	0	283,929.4	14,848.9	298,778.3
520100	Exempt Perm Positions P/T&F/T	778.0	846.7	825.0	829.1	845.0	0.0	845.0
520200	Term Positions	1,302.3	1,038.6	1,514.8	1,186.1	1,464.4	0.0	1,464.4
520300	Classified Perm Positions F/T	2,233.1	2,051.7	2,687.5	2,849.4	2,649.5	386.4	3,035.9
520500	Temporary Positions F/T & P/T	0.0	18.6	0.0	0.0	0.0	0.0	0.0
520700	Overtime & Other Premium Pay	0.0	2.3	0.0	0.0	0.0	0.0	0.0
520800	Annl & Comp Paid At Separation	9.2	46.0	8.5	0.0	5.0	0.0	5.0
521100	Group Insurance Premium	499.9	286.3	486.6	367.4	563.5	0.0	563.5
521200	Retirement Contributions	783.6	735.4	885.8	933.8	886.5	0.0	886.5
521300	F I C A	320.2	289.1	359.8	298.8	370.4	0.0	370.4
521400	Workers' Comp Assessment Fee	0.5	0.4	0.7	0.0	0.8	0.0	0.8
521410	GSD Work Comp Insur Premium	14.9	17.0	15.4	0.0	3.9	0.0	3.9
521600	Employee Liability Ins Premium	35.4	32.9	31.9	0.0	25.4	0.0	25.4
521700	RHC Act Contributions	83.3	76.6	86.1	99.3	87.7	0.0	87.7

BU PCode Department
95000 0000 0000000000

S-9 Account Code Revenue/Expenditure Summary
(Dollars in Thousands)

		2023-24	2023-24	2024-25	2025-26	----- FY 2026 Agency Request -----		
		Opbud	Actuals	Opbud	PCF Proj	Base	Expansion	Total
523200	COVID Related Time Worked	0.0	0.1	0.0	0.0	0.0	0.0	0.0
200	Personal Services and Employee Bene	6,060.4	5,441.6	6,902.1	6,563.9	6,902.1	386.4	7,288.5
535200	Professional Services	359.2	1,286.0	851.7	0.0	1,257.3	2,250.0	3,507.3
535300	Other Services	295.8	1,611.9	355.0	0.0	345.0	0.0	345.0
535309	Other Services - Interagency	50.0	41.5	51.3	0.0	54.1	0.0	54.1
535400	Audit Services	97.1	0.0	102.6	0.0	114.1	0.0	114.1
535600	IT Services	927.9	2,195.3	349.4	0.0	539.5	0.0	539.5
300	Contractual services	1,730.0	5,134.7	1,710.0	0.0	2,310.0	2,250.0	4,560.0
542100	Employee I/S Mileage & Fares	12.5	12.2	14.8	0.0	30.0	0.0	30.0
542200	Employee I/S Meals & Lodging	10.5	16.2	19.5	0.0	28.5	0.0	28.5
542300	Brd & Comm Mbr Meals & Lodging	5.0	0.4	1.8	0.0	2.8	0.0	2.8
542310	Brd & Comm Mbr Mileage & Fares	4.0	0.9	1.1	0.0	2.1	0.0	2.1
542700	Transp - Transp Insurance	1.0	0.0	0.2	0.0	0.2	0.0	0.2
542800	State Transp Pool Charges	0.5	1.8	1.8	0.0	2.0	0.0	2.0
543400	Maint - Property Insurance	0.2	0.0	0.2	0.0	0.0	0.0	0.0
543820	Maintenance IT	0.0	0.0	0.0	0.0	0.0	0.0	0.0
543830	IT HW/SW Agreements	97.0	256.8	293.3	0.0	265.0	0.0	265.0
544000	Supply Inventory IT	49.0	91.0	56.1	0.0	54.5	0.0	54.5
544100	Supplies-Office Supplies	17.3	12.9	11.6	0.0	29.0	0.0	29.0
544800	Supplies-Education&Recreation	150.0	616.0	0.0	0.0	653.8	0.0	653.8
544900	Supplies-Inventory Exempt	1.0	34.7	3.5	0.0	14.0	0.0	14.0
545700	ISD Services	26.0	47.6	51.2	0.0	59.0	0.0	59.0
545710	DOIT HCM Assessment Fees	17.7	17.1	20.4	0.0	23.1	0.0	23.1
545900	Printing & Photo Services	5.3	8.2	10.0	0.0	9.0	0.0	9.0
546100	Postage & Mail Services	3.5	1.8	1.0	0.0	6.5	0.0	6.5
546400	Rent Of Land & Buildings	283.2	303.3	341.7	0.0	409.7	0.0	409.7
546500	Rent Of Equipment	25.0	13.8	25.5	0.0	22.9	0.0	22.9
546610	DOIT Telecommunications	69.6	80.2	82.3	0.0	87.0	0.0	87.0
546700	Subscriptions/Dues/License Fee	303.5	233.9	295.5	0.0	300.9	520.0	820.9
546800	Employee Training & Education	139.0	35.6	88.0	0.0	86.0	0.0	86.0
546900	Advertising	65.0	6.7	65.0	0.0	65.0	0.0	65.0
547000	Legal Settlements	0.0	0.0	0.0	0.0	0.0	0.0	0.0
547200	Grants To Individuals	152,424.0	7,031.3	168,874.0	0.0	8,940.0	0.0	8,940.0

Higher Education Department

State of New Mexico

BU PCode Department
95000 0000 0000000000

S-9 Account Code Revenue/Expenditure Summary
(Dollars in Thousands)

		2023-24	2023-24	2024-25	2025-26	----- FY 2026 Agency Request -----		
		Opbud	Actuals	Opbud	PCF Proj	Base	Expansion	Total
547360	Insurance Premiums-non_payroll	0.0	0.2	0.0	0.0	0.0	0.0	0.0
547400	Grants To Local Governments	0.0	11.3	0.0	0.0	0.0	0.0	0.0
547410	Grants To Public Schools&Univ	22,122.8	26,579.6	21,456.0	0.0	31,735.0	4,711.7	36,446.7
547420	Grants -Higher Ed (in CAFR)	66,415.4	223,619.2	66,240.0	0.0	224,221.0	3,730.8	227,951.8
547430	Grants to Native Amer Indians	1,486.6	5,021.2	1,732.8	0.0	4,765.0	0.0	4,765.0
547440	Grants To Other Entities	2,000.0	2,242.0	2,225.0	0.0	2,410.0	3,250.0	5,660.0
547450	Grants to Other Agencies	180.0	393.1	350.0	0.0	350.0	0.0	350.0
547900	Miscellaneous Expense	8.5	61.2	7.0	0.0	34.5	0.0	34.5
548300	Information Tech Equipment	0.0	0.0	0.0	0.0	0.0	0.0	0.0
549600	Employee O/S Mileage & Fares	8.1	33.2	25.0	0.0	52.8	0.0	52.8
549700	Employee O/S Meals & Lodging	10.0	40.6	33.0	0.0	58.0	0.0	58.0
400	Other	245,941.2	266,823.9	262,327.3	0.0	274,717.3	12,212.5	286,929.8
555200	O/F Uses - Higher Ed Institut	0.0	0.0	0.0	0.0	0.0	0.0	0.0
500	Other financing uses	0.0	0.0	0.0	0.0	0.0	0.0	0.0
TOTAL EXPENSE		253,731.6	277,400.2	270,939.4	6,563.9	283,929.4	14,848.9	298,778.3
810	Permanent	37.25	41.00	39.25	41.00	43.25	4.00	47.25
810	Permanent	37.25	41.00	39.25	41.00	43.25	4.00	47.25
820	Term	14.75	14.00	14.75	14.00	14.75	0.00	14.75
820	Term	14.75	14.00	14.75	14.00	14.75	0.00	14.75
TOTAL FTE POSITIONS		52.00	55.00	54.00	55.00	58.00	4.00	62.00

BU PCode Department
 95000 P505 000000

S-9 Account Code Revenue/Expenditure Summary
 (Dollars in Thousands)

		2023-24	2023-24	2024-25	2025-26	----- FY 2026 Agency Request -----		
		Opbud	Actuals	Opbud	PCF Proj	Base	Expansion	Total
499105	General Fd. Appropriation	15,104.8	14,910.2	15,994.3	0.0	15,994.3	13,406.4	29,400.7
111	General Fund Transfers	15,104.8	14,910.2	15,994.3	0.0	15,994.3	13,406.4	29,400.7
425909	Other Services - Interagency	3,000.0	2,895.8	3,000.0	0.0	3,000.0	0.0	3,000.0
451909	Federal Contract - Interagency	0.0	1,951.7	0.0	0.0	0.0	0.0	0.0
499905	Other Financing Sources	43.3	0.0	43.3	0.0	43.3	0.0	43.3
112	Other Transfers	3,043.3	4,847.6	3,043.3	0.0	3,043.3	0.0	3,043.3
451903	Federal Direct - Operating	11,500.0	12,864.4	11,787.4	0.0	11,787.4	0.0	11,787.4
120	Federal Revenues	11,500.0	12,864.4	11,787.4	0.0	11,787.4	0.0	11,787.4
416902	Other Licenses & Permits	654.0	415.9	465.6	0.0	465.6	0.0	465.6
422902	Other Fees	0.0	21.7	0.0	0.0	0.0	0.0	0.0
441201	Interest On Investments	0.0	658.7	0.0	0.0	0.0	0.0	0.0
496901	Miscellaneous Revenue	0.0	0.2	0.0	0.0	0.0	0.0	0.0
130	Other Revenues	654.0	1,096.5	465.6	0.0	465.6	0.0	465.6
TOTAL REVENUE		30,302.1	33,718.7	31,290.6	0.0	31,290.6	13,406.4	44,697.0
520100	Exempt Perm Positions P/T&F/T	778.0	846.7	825.0	829.1	845.0	0.0	845.0
520200	Term Positions	1,302.3	1,038.6	1,514.8	1,186.1	1,464.4	0.0	1,464.4
520300	Classified Perm Positions F/T	2,233.1	2,051.7	2,687.5	2,849.4	2,649.5	386.4	3,035.9
520500	Temporary Positions F/T & P/T	0.0	18.6	0.0	0.0	0.0	0.0	0.0
520700	Overtime & Other Premium Pay	0.0	2.3	0.0	0.0	0.0	0.0	0.0
520800	Annl & Comp Paid At Separation	9.2	46.0	8.5	0.0	5.0	0.0	5.0
521100	Group Insurance Premium	499.9	286.3	486.6	367.4	563.5	0.0	563.5
521200	Retirement Contributions	783.6	735.4	885.8	933.8	886.5	0.0	886.5
521300	F I C A	320.2	289.1	359.8	298.8	370.4	0.0	370.4
521400	Workers' Comp Assessment Fee	0.5	0.4	0.7	0.0	0.8	0.0	0.8
521410	GSD Work Comp Insur Premium	14.9	17.0	15.4	0.0	3.9	0.0	3.9
521600	Employee Liability Ins Premium	35.4	32.9	31.9	0.0	25.4	0.0	25.4
521700	RHC Act Contributions	83.3	76.6	86.1	99.3	87.7	0.0	87.7
523200	COVID Related Time Worked	0.0	0.1	0.0	0.0	0.0	0.0	0.0
200	Personal Services and Employee Bene	6,060.4	5,441.6	6,902.1	6,563.9	6,902.1	386.4	7,288.5
535200	Professional Services	359.2	1,286.0	851.7	0.0	1,257.3	2,250.0	3,507.3
535300	Other Services	295.8	1,611.9	355.0	0.0	345.0	0.0	345.0
535309	Other Services - Interagency	50.0	41.5	51.3	0.0	54.1	0.0	54.1
535400	Audit Services	97.1	0.0	102.6	0.0	114.1	0.0	114.1

BU PCode Department
95000 P505 000000

S-9 Account Code Revenue/Expenditure Summary
(Dollars in Thousands)

		2023-24	2023-24	2024-25	2025-26	----- FY 2026 Agency Request -----		
		Opbud	Actuals	Opbud	PCF Proj	Base	Expansion	Total
535600	IT Services	857.9	2,179.8	279.4	0.0	469.5	0.0	469.5
300	Contractual services	1,660.0	5,119.2	1,640.0	0.0	2,240.0	2,250.0	4,490.0
542100	Employee I/S Mileage & Fares	10.5	11.7	12.8	0.0	28.0	0.0	28.0
542200	Employee I/S Meals & Lodging	9.0	16.2	18.0	0.0	27.0	0.0	27.0
542300	Brd & Comm Mbr Meals & Lodging	5.0	0.4	1.8	0.0	2.8	0.0	2.8
542310	Brd & Comm Mbr Mileage & Fares	4.0	0.9	1.1	0.0	2.1	0.0	2.1
542700	Transp - Transp Insurance	1.0	0.0	0.2	0.0	0.2	0.0	0.2
542800	State Transp Pool Charges	0.5	1.8	1.8	0.0	2.0	0.0	2.0
543400	Maint - Property Insurance	0.2	0.0	0.2	0.0	0.0	0.0	0.0
543820	Maintenance IT	0.0	0.0	0.0	0.0	0.0	0.0	0.0
543830	IT HW/SW Agreements	97.0	94.5	103.0	0.0	77.0	0.0	77.0
544000	Supply Inventory IT	49.0	89.4	56.1	0.0	52.5	0.0	52.5
544100	Supplies-Office Supplies	16.3	10.6	10.6	0.0	26.0	0.0	26.0
544800	Supplies-Education&Recreation	150.0	616.0	0.0	0.0	653.8	0.0	653.8
544900	Supplies-Inventory Exempt	1.0	33.1	3.5	0.0	12.0	0.0	12.0
545700	ISD Services	26.0	47.6	51.2	0.0	59.0	0.0	59.0
545710	DOIT HCM Assessment Fees	17.7	17.1	20.4	0.0	23.1	0.0	23.1
545900	Printing & Photo Services	5.3	8.2	10.0	0.0	9.0	0.0	9.0
546100	Postage & Mail Services	3.5	1.8	1.0	0.0	6.5	0.0	6.5
546400	Rent Of Land & Buildings	283.2	303.3	341.7	0.0	409.7	0.0	409.7
546500	Rent Of Equipment	25.0	13.8	25.5	0.0	22.9	0.0	22.9
546610	DOIT Telecommunications	69.6	80.2	82.3	0.0	87.0	0.0	87.0
546700	Subscriptions/Dues/License Fee	302.0	232.7	294.0	0.0	299.4	520.0	819.4
546800	Employee Training & Education	138.0	35.6	86.0	0.0	86.0	0.0	86.0
546900	Advertising	65.0	6.7	65.0	0.0	65.0	0.0	65.0
547000	Legal Settlements	0.0	0.0	0.0	0.0	0.0	0.0	0.0
547360	Insurance Premiums-non_payroll	0.0	0.2	0.0	0.0	0.0	0.0	0.0
547400	Grants To Local Governments	0.0	11.3	0.0	0.0	0.0	0.0	0.0
547410	Grants To Public Schools&Univ	13,942.8	8,604.8	13,302.0	0.0	10,455.0	4,000.0	14,455.0
547420	Grants -Higher Ed (in CAFR)	4,669.4	5,909.8	4,990.0	0.0	6,135.0	3,000.0	9,135.0
547430	Grants to Native Amer Indians	486.6	1,277.3	632.8	0.0	705.0	0.0	705.0
547440	Grants To Other Entities	2,000.0	2,242.0	2,225.0	0.0	2,410.0	3,250.0	5,660.0
547450	Grants to Other Agencies	180.0	393.1	350.0	0.0	350.0	0.0	350.0
547900	Miscellaneous Expense	8.5	61.2	7.0	0.0	34.5	0.0	34.5

Policy Development and Institution Financia

State of New Mexico

BU PCode Department
95000 P505 000000

S-9 Account Code Revenue/Expenditure Summary
(Dollars in Thousands)

		2023-24	2023-24	2024-25	2025-26	----- FY 2026 Agency Request -----		
		Opbud	Actuals	Opbud	PCF Proj	Base	Expansion	Total
548300	Information Tech Equipment	0.0	0.0	0.0	0.0	0.0	0.0	0.0
549600	Employee O/S Mileage & Fares	7.1	32.6	24.0	0.0	51.5	0.0	51.5
549700	Employee O/S Meals & Lodging	8.5	40.0	31.5	0.0	56.5	0.0	56.5
400	Other	22,581.7	20,193.8	22,748.5	0.0	22,148.5	10,770.0	32,918.5
555200	O/F Uses - Higher Ed Institut	0.0	0.0	0.0	0.0	0.0	0.0	0.0
500	Other financing uses	0.0	0.0	0.0	0.0	0.0	0.0	0.0
TOTAL EXPENSE		30,302.1	30,754.6	31,290.6	6,563.9	31,290.6	13,406.4	44,697.0
810	Permanent	37.25	41.00	39.25	41.00	43.25	4.00	47.25
810	Permanent	37.25	41.00	39.25	41.00	43.25	4.00	47.25
820	Term	14.75	14.00	14.75	14.00	14.75	0.00	14.75
820	Term	14.75	14.00	14.75	14.00	14.75	0.00	14.75
TOTAL FTE POSITIONS		52.00	55.00	54.00	55.00	58.00	4.00	62.00

Student Financial Aid

State of New Mexico

BU PCode Department
95000 P506 000000

S-9 Account Code Revenue/Expenditure Summary
(Dollars in Thousands)

		2023-24	2023-24	2024-25	2025-26	----- FY 2026 Agency Request -----		
		Opbud	Actuals	Opbud	PCF Proj	Base	Expansion	Total
499105	General Fd. Appropriation	24,079.5	24,079.5	24,198.8	0.0	24,198.8	1,442.5	25,641.3
111	General Fund Transfers	24,079.5	24,079.5	24,198.8	0.0	24,198.8	1,442.5	25,641.3
499905	Other Financing Sources	0.0	36.9	0.0	0.0	0.0	0.0	0.0
499906	OFS - INTRA-Agency	3,050.0	0.0	3,050.0	0.0	40.0	0.0	40.0
499910	O/F Sources - CU	40,000.0	77,084.1	40,000.0	0.0	50,000.0	0.0	50,000.0
112	Other Transfers	43,050.0	77,121.0	43,050.0	0.0	50,040.0	0.0	50,040.0
451903	Federal Direct - Operating	300.0	289.8	400.0	0.0	400.0	0.0	400.0
120	Federal Revenues	300.0	289.8	400.0	0.0	400.0	0.0	400.0
441201	Interest On Investments	0.0	5,677.4	0.0	0.0	0.0	0.0	0.0
441401	Interest On Loans	0.0	34.2	0.0	0.0	0.0	0.0	0.0
475101	Other Gifts & Grants	0.0	10.9	0.0	0.0	0.0	0.0	0.0
496901	Miscellaneous Revenue	0.0	635.3	0.0	0.0	0.0	0.0	0.0
130	Other Revenues	0.0	6,357.9	0.0	0.0	0.0	0.0	0.0
325900	Restricted FB - Gov	10,000.0	24,832.7	10,000.0	0.0	10,000.0	0.0	10,000.0
150	Fund Balance	10,000.0	24,832.7	10,000.0	0.0	10,000.0	0.0	10,000.0

Student Financial Aid

State of New Mexico

BU PCode Department
95000 P506 000000

S-9 Account Code Revenue/Expenditure Summary
(Dollars in Thousands)

		2023-24	2023-24	2024-25	2025-26	----- FY 2026 Agency Request -----		
		Opbud	Actuals	Opbud	PCF Proj	Base	Expansion	Total
TOTAL REVENUE		77,429.5	132,680.9	77,648.8	0.0	84,638.8	1,442.5	86,081.3
535600	IT Services	70.0	15.5	70.0	0.0	70.0	0.0	70.0
300	Contractual services	70.0	15.5	70.0	0.0	70.0	0.0	70.0
542100	Employee I/S Mileage & Fares	2.0	0.5	2.0	0.0	2.0	0.0	2.0
542200	Employee I/S Meals & Lodging	1.5	0.0	1.5	0.0	1.5	0.0	1.5
543830	IT HW/SW Agreements	0.0	162.3	190.3	0.0	188.0	0.0	188.0
544000	Supply Inventory IT	0.0	1.6	0.0	0.0	2.0	0.0	2.0
544100	Supplies-Office Supplies	1.0	2.3	1.0	0.0	3.0	0.0	3.0
544900	Supplies-Inventory Exempt	0.0	1.7	0.0	0.0	2.0	0.0	2.0
546700	Subscriptions/Dues/License Fee	1.5	1.2	1.5	0.0	1.5	0.0	1.5
546800	Employee Training & Education	1.0	0.0	2.0	0.0	0.0	0.0	0.0
547200	Grants To Individuals	6,424.0	7,031.3	6,874.0	0.0	8,940.0	0.0	8,940.0
547410	Grants To Public Schools&Univ	8,180.0	6,204.3	8,154.0	0.0	6,280.0	711.7	6,991.7
547420	Grants -Higher Ed (in CAFR)	61,746.0	86,192.7	61,250.0	0.0	68,086.0	730.8	68,816.8
547430	Grants to Native Amer Indians	1,000.0	1,031.1	1,100.0	0.0	1,060.0	0.0	1,060.0
547440	Grants To Other Entities	0.0	0.0	0.0	0.0	0.0	0.0	0.0
547900	Miscellaneous Expense	0.0	0.0	0.0	0.0	0.0	0.0	0.0
549600	Employee O/S Mileage & Fares	1.0	0.5	1.0	0.0	1.3	0.0	1.3
549700	Employee O/S Meals & Lodging	1.5	0.7	1.5	0.0	1.5	0.0	1.5
400	Other	77,359.5	100,630.2	77,578.8	0.0	84,568.8	1,442.5	86,011.3
TOTAL EXPENSE		77,429.5	100,645.7	77,648.8	0.0	84,638.8	1,442.5	86,081.3

Opportunity Scholarship

State of New Mexico

BU PCode Department
95000 P510 000000

S-9 Account Code Revenue/Expenditure Summary
(Dollars in Thousands)

		2023-24	2023-24	2024-25	2025-26	----- FY 2026 Agency Request -----		
		Opbud	Actuals	Opbud	PCF Proj	Base	Expansion	Total
499105	General Fd. Appropriation	146,000.0	146,000.0	146,000.0	0.0	146,000.0	0.0	146,000.0
111	General Fund Transfers	146,000.0	146,000.0	146,000.0	0.0	146,000.0	0.0	146,000.0
499905	Other Financing Sources	0.0	0.0	16,000.0	0.0	22,000.0	0.0	22,000.0
112	Other Transfers	0.0	0.0	16,000.0	0.0	22,000.0	0.0	22,000.0
441201	Interest On Investments	0.0	775.3	0.0	0.0	0.0	0.0	0.0
496901	Miscellaneous Revenue	0.0	366.1	0.0	0.0	0.0	0.0	0.0

Opportunity Scholarship

State of New Mexico

BU PCode Department
 95000 P510 000000

S-9 Account Code Revenue/Expenditure Summary
 (Dollars in Thousands)

		2023-24	2023-24	2024-25	2025-26	----- FY 2026 Agency Request -----		
		Opbud	Actuals	Opbud	PCF Proj	Base	Expansion	Total
130	Other Revenues	0.0	1,141.4	0.0	0.0	0.0	0.0	0.0
325900	Restricted FB - Gov	0.0	0.0	0.0	0.0	0.0	0.0	0.0
150	Fund Balance	0.0	0.0	0.0	0.0	0.0	0.0	0.0
TOTAL REVENUE		146,000.0	147,141.4	162,000.0	0.0	168,000.0	0.0	168,000.0
547200	Grants To Individuals	146,000.0	0.0	162,000.0	0.0	0.0	0.0	0.0
547410	Grants To Public Schools&Univ	0.0	11,770.5	0.0	0.0	15,000.0	0.0	15,000.0
547420	Grants -Higher Ed (in CAFR)	0.0	131,516.6	0.0	0.0	150,000.0	0.0	150,000.0
547430	Grants to Native Amer Indians	0.0	2,712.8	0.0	0.0	3,000.0	0.0	3,000.0
400	Other	146,000.0	146,000.0	162,000.0	0.0	168,000.0	0.0	168,000.0
TOTAL EXPENSE		146,000.0	146,000.0	162,000.0	0.0	168,000.0	0.0	168,000.0

Higher Education Department

BU PCode Department
 95000 0000 000000000

State of New Mexico

S-9 Account Code Revenue Summary
 (Dollars in Thousands)

	Provider PCode	2023-24 Opbud	2023-24 Actuals	2024-25 Opbud	2025-26 PCF Proj	----- FY 2026 Agency Request -----		
						Base	Expansion	Total
499105	General Fd. Appropriation	185,184.3	184,989.7	0.0	0.0	186,193.1	14,848.9	201,042.0
111	General Fund Transfers	185,184.3	184,989.7	186,193.1	0.0	186,193.1	14,848.9	201,042.0
425909	Other Services - Interagency	0.0	2,895.8	0.0	0.0	0.0	0.0	0.0
425909	Other Services - Interagency	P525	3,000.0	0.0	0.0	3,000.0	0.0	3,000.0
451909	Federal Contract - Interagency	0.0	1,951.7	0.0	0.0	0.0	0.0	0.0
499905	Other Financing Sources	43.3	36.9	0.0	0.0	22,043.3	0.0	22,043.3
499906	OFS - INTRA-Agency	3,000.0	0.0	0.0	0.0	0.0	0.0	0.0
499906	OFS - INTRA-Agency	P677	50.0	0.0	0.0	40.0	0.0	40.0
499910	O/F Sources - CU	40,000.0	77,084.1	0.0	0.0	50,000.0	0.0	50,000.0
112	Other Transfers	46,093.3	81,968.6	62,093.3	0.0	75,083.3	0.0	75,083.3
451903	Federal Direct - Operating	11,800.0	13,154.2	0.0	0.0	12,187.4	0.0	12,187.4
120	Federal Revenues	11,800.0	13,154.2	12,187.4	0.0	12,187.4	0.0	12,187.4
416902	Other Licenses & Permits	654.0	415.9	0.0	0.0	465.6	0.0	465.6
422902	Other Fees	0.0	21.7	0.0	0.0	0.0	0.0	0.0
441201	Interest On Investments	0.0	7,111.5	0.0	0.0	0.0	0.0	0.0
441401	Interest On Loans	0.0	34.2	0.0	0.0	0.0	0.0	0.0
475101	Other Gifts & Grants	0.0	10.9	0.0	0.0	0.0	0.0	0.0
496901	Miscellaneous Revenue	0.0	1,001.6	0.0	0.0	0.0	0.0	0.0
130	Other Revenues	654.0	8,595.8	465.6	0.0	465.6	0.0	465.6
325900	Restricted FB - Gov	10,000.0	24,832.7	0.0	0.0	10,000.0	0.0	10,000.0
150	Fund Balance	10,000.0	24,832.7	10,000.0	0.0	10,000.0	0.0	10,000.0
TOTAL REVENUE		253,731.6	313,540.9	270,939.4	0	283,929.4	14,848.9	298,778.3

BU PCode Department
 95000 P505 000000

S-9 Account Code Revenue Summary
 (Dollars in Thousands)

	Provider PCode	2023-24 Opbud	2023-24 Actuals	2024-25 Opbud	2025-26 PCF Proj	----- FY 2026 Agency Request -----		
						Base	Expansion	Total
499105	General Fd. Appropriation	15,104.8	14,910.2	15,994.3	0.0	15,994.3	13,406.4	29,400.7
111	General Fund Transfers	15,104.8	14,910.2	15,994.3	0.0	15,994.3	13,406.4	29,400.7
425909	Other Services - Interagency	0.0	2,895.8	0.0	0.0	0.0	0.0	0.0
425909	Other Services - Interagency	P525	3,000.0	0.0	3,000.0	0.0	3,000.0	0.0
451909	Federal Contract - Interagency	0.0	1,951.7	0.0	0.0	0.0	0.0	0.0
499905	Other Financing Sources	43.3	0.0	43.3	0.0	43.3	0.0	43.3
112	Other Transfers	3,043.3	4,847.6	3,043.3	0.0	3,043.3	0.0	3,043.3
451903	Federal Direct - Operating	11,500.0	12,864.4	11,787.4	0.0	11,787.4	0.0	11,787.4
120	Federal Revenues	11,500.0	12,864.4	11,787.4	0.0	11,787.4	0.0	11,787.4
416902	Other Licenses & Permits	654.0	415.9	465.6	0.0	465.6	0.0	465.6
422902	Other Fees	0.0	21.7	0.0	0.0	0.0	0.0	0.0
441201	Interest On Investments	0.0	658.7	0.0	0.0	0.0	0.0	0.0
496901	Miscellaneous Revenue	0.0	0.2	0.0	0.0	0.0	0.0	0.0
130	Other Revenues	654.0	1,096.5	465.6	0.0	465.6	0.0	465.6
TOTAL REVENUE		30,302.1	33,718.7	31,290.6	0.0	31,290.6	13,406.4	44,697.0

Student Financial Aid

BU PCode Department
 95000 P506 000000

S-9 Account Code Revenue Summary
 (Dollars in Thousands)

	Provider PCode	2023-24 Opbud	2023-24 Actuals	2024-25 Opbud	2025-26 PCF Proj	----- FY 2026 Agency Request -----		
						Base	Expansion	Total
499105	General Fd. Appropriation	24,079.5	24,079.5	24,198.8	0.0	24,198.8	1,442.5	25,641.3
111	General Fund Transfers	24,079.5	24,079.5	24,198.8	0.0	24,198.8	1,442.5	25,641.3
499905	Other Financing Sources	0.0	36.9	0.0	0.0	0.0	0.0	0.0
499906	OFS - INTRA-Agency	3,000.0	0.0	3,000.0	0.0	0.0	0.0	0.0
499906	OFS - INTRA-Agency	P677	50.0	0.0	50.0	0.0	40.0	0.0
499910	O/F Sources - CU	40,000.0	77,084.1	40,000.0	0.0	50,000.0	0.0	50,000.0
112	Other Transfers	43,050.0	77,121.0	43,050.0	0.0	50,040.0	0.0	50,040.0
451903	Federal Direct - Operating	300.0	289.8	400.0	0.0	400.0	0.0	400.0
120	Federal Revenues	300.0	289.8	400.0	0.0	400.0	0.0	400.0
441201	Interest On Investments	0.0	5,677.4	0.0	0.0	0.0	0.0	0.0
441401	Interest On Loans	0.0	34.2	0.0	0.0	0.0	0.0	0.0

Student Financial Aid

BU PCode Department
 95000 P506 000000

State of New Mexico

S-9 Account Code Revenue Summary
 (Dollars in Thousands)

	Provider PCode	2023-24 Opbud	2023-24 Actuals	2024-25 Opbud	2025-26 PCF Proj	----- FY 2026 Agency Request -----		
						Base	Expansion	Total
475101	Other Gifts & Grants	0.0	10.9	0.0	0.0	0.0	0.0	0.0
496901	Miscellaneous Revenue	0.0	635.3	0.0	0.0	0.0	0.0	0.0
130	Other Revenues	0.0	6,357.9	0.0	0.0	0.0	0.0	0.0
325900	Restricted FB - Gov	10,000.0	24,832.7	10,000.0	0.0	10,000.0	0.0	10,000.0
150	Fund Balance	10,000.0	24,832.7	10,000.0	0.0	10,000.0	0.0	10,000.0
TOTAL REVENUE		77,429.5	132,680.9	77,648.8	0.0	84,638.8	1,442.5	86,081.3

Opportunity Scholarship

BU PCode Department
 95000 P510 000000

State of New Mexico

S-9 Account Code Revenue Summary
 (Dollars in Thousands)

	Provider PCode	2023-24 Opbud	2023-24 Actuals	2024-25 Opbud	2025-26 PCF Proj	----- FY 2026 Agency Request -----		
						Base	Expansion	Total
499105	General Fd. Appropriation	146,000.0	146,000.0	146,000.0	0.0	146,000.0	0.0	146,000.0
111	General Fund Transfers	146,000.0	146,000.0	146,000.0	0.0	146,000.0	0.0	146,000.0
499905	Other Financing Sources	0.0	0.0	16,000.0	0.0	22,000.0	0.0	22,000.0
112	Other Transfers	0.0	0.0	16,000.0	0.0	22,000.0	0.0	22,000.0
441201	Interest On Investments	0.0	775.3	0.0	0.0	0.0	0.0	0.0
496901	Miscellaneous Revenue	0.0	366.1	0.0	0.0	0.0	0.0	0.0
130	Other Revenues	0.0	1,141.4	0.0	0.0	0.0	0.0	0.0
325900	Restricted FB - Gov	0.0	0.0	0.0	0.0	0.0	0.0	0.0
150	Fund Balance	0.0	0.0	0.0	0.0	0.0	0.0	0.0
TOTAL REVENUE		146,000.0	147,141.4	162,000.0	0.0	168,000.0	0.0	168,000.0

Higher Education Department

BU PCode Department
 95000 0000 0000000000

State of New Mexico

S-9 Account Code Expenditure Summary
 (Dollars in Thousands)

		2023-24	2023-24	2024-25	2025-26	----- FY 2026 Agency Request -----		
		Opbud	Actuals	Opbud	PCF Proj	Base	Expansion	Total
520100	Exempt Perm Positions P/T&F/T	778.0	846.7	825.0	829.1	845.0	0.0	845.0
520200	Term Positions	1,302.3	1,038.6	1,514.8	1,186.1	1,464.4	0.0	1,464.4
520300	Classified Perm Positions F/T	2,233.1	2,051.7	2,687.5	2,849.4	2,649.5	386.4	3,035.9
520500	Temporary Positions F/T & P/T	0.0	18.6	0.0	0.0	0.0	0.0	0.0
520700	Overtime & Other Premium Pay	0.0	2.3	0.0	0.0	0.0	0.0	0.0
520800	Annl & Comp Paid At Separation	9.2	46.0	8.5	0.0	5.0	0.0	5.0
521100	Group Insurance Premium	499.9	286.3	486.6	367.4	563.5	0.0	563.5
521200	Retirement Contributions	783.6	735.4	885.8	933.8	886.5	0.0	886.5
521300	F I C A	320.2	289.1	359.8	298.8	370.4	0.0	370.4
521400	Workers' Comp Assessment Fee	0.5	0.4	0.7	0.0	0.8	0.0	0.8
521410	GSD Work Comp Insur Premium	14.9	17.0	15.4	0.0	3.9	0.0	3.9
521600	Employee Liability Ins Premium	35.4	32.9	31.9	0.0	25.4	0.0	25.4
521700	RHC Act Contributions	83.3	76.6	86.1	99.3	87.7	0.0	87.7
523200	COVID Related Time Worked	0.0	0.1	0.0	0.0	0.0	0.0	0.0
200	Personal Services and Employee Benefits	6,060.4	5,441.6	6,902.1	6,563.9	6,902.1	386.4	7,288.5
535200	Professional Services	359.2	1,286.0	851.7	0.0	1,257.3	2,250.0	3,507.3
535300	Other Services	295.8	1,611.9	355.0	0.0	345.0	0.0	345.0
535309	Other Services - Interagency	50.0	41.5	51.3	0.0	54.1	0.0	54.1
535400	Audit Services	97.1	0.0	102.6	0.0	114.1	0.0	114.1
535600	IT Services	927.9	2,195.3	349.4	0.0	539.5	0.0	539.5
300	Contractual services	1,730.0	5,134.7	1,710.0	0.0	2,310.0	2,250.0	4,560.0
542100	Employee I/S Mileage & Fares	12.5	12.2	14.8	0.0	30.0	0.0	30.0
542200	Employee I/S Meals & Lodging	10.5	16.2	19.5	0.0	28.5	0.0	28.5
542300	Brd & Comm Mbr Meals & Lodgin	5.0	0.4	1.8	0.0	2.8	0.0	2.8
542310	Brd & Comm Mbr Mileage & Fares	4.0	0.9	1.1	0.0	2.1	0.0	2.1
542700	Transp - Transp Insurance	1.0	0.0	0.2	0.0	0.2	0.0	0.2
542800	State Transp Pool Charges	0.5	1.8	1.8	0.0	2.0	0.0	2.0
543400	Maint - Property Insurance	0.2	0.0	0.2	0.0	0.0	0.0	0.0
543820	Maintenance IT	0.0	0.0	0.0	0.0	0.0	0.0	0.0
543830	IT HW/SW Agreements	97.0	256.8	293.3	0.0	265.0	0.0	265.0
544000	Supply Inventory IT	49.0	91.0	56.1	0.0	54.5	0.0	54.5
544100	Supplies-Office Supplies	17.3	12.9	11.6	0.0	29.0	0.0	29.0

Higher Education Department

BU PCode Department
 95000 0000 0000000000

State of New Mexico

S-9 Account Code Expenditure Summary
 (Dollars in Thousands)

		2023-24	2023-24	2024-25	2025-26	----- FY 2026 Agency Request -----		
		Opbud	Actuals	Opbud	PCF Proj	Base	Expansion	Total
544800	Supplies-Education&Recreation	150.0	616.0	0.0	0.0	653.8	0.0	653.8
544900	Supplies-Inventory Exempt	1.0	34.7	3.5	0.0	14.0	0.0	14.0
545700	ISD Services	26.0	47.6	51.2	0.0	59.0	0.0	59.0
545710	DOIT HCM Assessment Fees	17.7	17.1	20.4	0.0	23.1	0.0	23.1
545900	Printing & Photo Services	5.3	8.2	10.0	0.0	9.0	0.0	9.0
546100	Postage & Mail Services	3.5	1.8	1.0	0.0	6.5	0.0	6.5
546400	Rent Of Land & Buildings	283.2	303.3	341.7	0.0	409.7	0.0	409.7
546500	Rent Of Equipment	25.0	13.8	25.5	0.0	22.9	0.0	22.9
546610	DOIT Telecommunications	69.6	80.2	82.3	0.0	87.0	0.0	87.0
546700	Subscriptions/Dues/License Fee	303.5	233.9	295.5	0.0	300.9	520.0	820.9
546800	Employee Training & Education	139.0	35.6	88.0	0.0	86.0	0.0	86.0
546900	Advertising	65.0	6.7	65.0	0.0	65.0	0.0	65.0
547000	Legal Settlements	0.0	0.0	0.0	0.0	0.0	0.0	0.0
547200	Grants To Individuals	152,424.0	7,031.3	168,874.0	0.0	8,940.0	0.0	8,940.0
547360	Insurance Premiums-non_payroll	0.0	0.2	0.0	0.0	0.0	0.0	0.0
547400	Grants To Local Governments	0.0	11.3	0.0	0.0	0.0	0.0	0.0
547410	Grants To Public Schools&Univ	22,122.8	26,579.6	21,456.0	0.0	31,735.0	4,711.7	36,446.7
547420	Grants -Higher Ed (in CAFR)	66,415.4	223,619.2	66,240.0	0.0	224,221.0	3,730.8	227,951.8
547430	Grants to Native Amer Indians	1,486.6	5,021.2	1,732.8	0.0	4,765.0	0.0	4,765.0
547440	Grants To Other Entities	2,000.0	2,242.0	2,225.0	0.0	2,410.0	3,250.0	5,660.0
547450	Grants to Other Agencies	180.0	393.1	350.0	0.0	350.0	0.0	350.0
547900	Miscellaneous Expense	8.5	61.2	7.0	0.0	34.5	0.0	34.5
548300	Information Tech Equipment	0.0	0.0	0.0	0.0	0.0	0.0	0.0
549600	Employee O/S Mileage & Fares	8.1	33.2	25.0	0.0	52.8	0.0	52.8
549700	Employee O/S Meals & Lodging	10.0	40.6	33.0	0.0	58.0	0.0	58.0
400	Other	245,941.2	266,823.9	262,327.3	0.0	274,717.3	12,212.5	286,929.8
555200	O/F Uses - Higher Ed Institut	0.0	0.0	0.0	0.0	0.0	0.0	0.0
500	Other financing uses	0.0	0.0	0.0	0.0	0.0	0.0	0.0
TOTAL EXPENSE		253,731.6	277,400.2	270,939.4	6,563.9	283,929.4	14,848.9	298,778.3

BU PCode Department
 95000 P505 000000

S-9 Account Code Expenditure Summary
 (Dollars in Thousands)

		2023-24	2023-24	2024-25	2025-26	----- FY 2026 Agency Request -----		
		Opbud	Actuals	Opbud	PCF Proj	Base	Expansion	Total
520100	Exempt Perm Positions P/T&F/T	778.0	846.7	825.0	829.1	845.0	0.0	845.0
520200	Term Positions	1,302.3	1,038.6	1,514.8	1,186.1	1,464.4	0.0	1,464.4
520300	Classified Perm Positions F/T	2,233.1	2,051.7	2,687.5	2,849.4	2,649.5	386.4	3,035.9
520500	Temporary Positions F/T & P/T	0.0	18.6	0.0	0.0	0.0	0.0	0.0
520700	Overtime & Other Premium Pay	0.0	2.3	0.0	0.0	0.0	0.0	0.0
520800	Annl & Comp Paid At Separation	9.2	46.0	8.5	0.0	5.0	0.0	5.0
521100	Group Insurance Premium	499.9	286.3	486.6	367.4	563.5	0.0	563.5
521200	Retirement Contributions	783.6	735.4	885.8	933.8	886.5	0.0	886.5
521300	F I C A	320.2	289.1	359.8	298.8	370.4	0.0	370.4
521400	Workers' Comp Assessment Fee	0.5	0.4	0.7	0.0	0.8	0.0	0.8
521410	GSD Work Comp Insur Premium	14.9	17.0	15.4	0.0	3.9	0.0	3.9
521600	Employee Liability Ins Premium	35.4	32.9	31.9	0.0	25.4	0.0	25.4
521700	RHC Act Contributions	83.3	76.6	86.1	99.3	87.7	0.0	87.7
523200	COVID Related Time Worked	0.0	0.1	0.0	0.0	0.0	0.0	0.0
200	Personal Services and Employe	6,060.4	5,441.6	6,902.1	6,563.9	6,902.1	386.4	7,288.5
535200	Professional Services	359.2	1,286.0	851.7	0.0	1,257.3	2,250.0	3,507.3
535300	Other Services	295.8	1,611.9	355.0	0.0	345.0	0.0	345.0
535309	Other Services - Interagency	50.0	41.5	51.3	0.0	54.1	0.0	54.1
535400	Audit Services	97.1	0.0	102.6	0.0	114.1	0.0	114.1
535600	IT Services	857.9	2,179.8	279.4	0.0	469.5	0.0	469.5
300	Contractual services	1,660.0	5,119.2	1,640.0	0.0	2,240.0	2,250.0	4,490.0
542100	Employee I/S Mileage & Fares	10.5	11.7	12.8	0.0	28.0	0.0	28.0
542200	Employee I/S Meals & Lodging	9.0	16.2	18.0	0.0	27.0	0.0	27.0
542300	Brd & Comm Mbr Meals & Lodgin	5.0	0.4	1.8	0.0	2.8	0.0	2.8
542310	Brd & Comm Mbr Mileage & Fares	4.0	0.9	1.1	0.0	2.1	0.0	2.1
542700	Transp - Transp Insurance	1.0	0.0	0.2	0.0	0.2	0.0	0.2
542800	State Transp Pool Charges	0.5	1.8	1.8	0.0	2.0	0.0	2.0
543400	Maint - Property Insurance	0.2	0.0	0.2	0.0	0.0	0.0	0.0
543820	Maintenance IT	0.0	0.0	0.0	0.0	0.0	0.0	0.0
543830	IT HW/SW Agreements	97.0	94.5	103.0	0.0	77.0	0.0	77.0
544000	Supply Inventory IT	49.0	89.4	56.1	0.0	52.5	0.0	52.5
544100	Supplies-Office Supplies	16.3	10.6	10.6	0.0	26.0	0.0	26.0
544800	Supplies-Education&Recreation	150.0	616.0	0.0	0.0	653.8	0.0	653.8

Policy Development and Institution Financia

State of New Mexico

BU PCode Department
95000 P505 000000

S-9 Account Code Expenditure Summary
(Dollars in Thousands)

		2023-24	2023-24	2024-25	2025-26	----- FY 2026 Agency Request -----		
		Opbud	Actuals	Opbud	PCF Proj	Base	Expansion	Total
544900	Supplies-Inventory Exempt	1.0	33.1	3.5	0.0	12.0	0.0	12.0
545700	ISD Services	26.0	47.6	51.2	0.0	59.0	0.0	59.0
545710	DOIT HCM Assessment Fees	17.7	17.1	20.4	0.0	23.1	0.0	23.1
545900	Printing & Photo Services	5.3	8.2	10.0	0.0	9.0	0.0	9.0
546100	Postage & Mail Services	3.5	1.8	1.0	0.0	6.5	0.0	6.5
546400	Rent Of Land & Buildings	283.2	303.3	341.7	0.0	409.7	0.0	409.7
546500	Rent Of Equipment	25.0	13.8	25.5	0.0	22.9	0.0	22.9
546610	DOIT Telecommunications	69.6	80.2	82.3	0.0	87.0	0.0	87.0
546700	Subscriptions/Dues/License Fee	302.0	232.7	294.0	0.0	299.4	520.0	819.4
546800	Employee Training & Education	138.0	35.6	86.0	0.0	86.0	0.0	86.0
546900	Advertising	65.0	6.7	65.0	0.0	65.0	0.0	65.0
547000	Legal Settlements	0.0	0.0	0.0	0.0	0.0	0.0	0.0
547360	Insurance Premiums-non_payroll	0.0	0.2	0.0	0.0	0.0	0.0	0.0
547400	Grants To Local Governments	0.0	11.3	0.0	0.0	0.0	0.0	0.0
547410	Grants To Public Schools&Univ	13,942.8	8,604.8	13,302.0	0.0	10,455.0	4,000.0	14,455.0
547420	Grants -Higher Ed (in CAFR)	4,669.4	5,909.8	4,990.0	0.0	6,135.0	3,000.0	9,135.0
547430	Grants to Native Amer Indians	486.6	1,277.3	632.8	0.0	705.0	0.0	705.0
547440	Grants To Other Entities	2,000.0	2,242.0	2,225.0	0.0	2,410.0	3,250.0	5,660.0
547450	Grants to Other Agencies	180.0	393.1	350.0	0.0	350.0	0.0	350.0
547900	Miscellaneous Expense	8.5	61.2	7.0	0.0	34.5	0.0	34.5
548300	Information Tech Equipment	0.0	0.0	0.0	0.0	0.0	0.0	0.0
549600	Employee O/S Mileage & Fares	7.1	32.6	24.0	0.0	51.5	0.0	51.5
549700	Employee O/S Meals & Lodging	8.5	40.0	31.5	0.0	56.5	0.0	56.5
400	Other	22,581.7	20,193.8	22,748.5	0.0	22,148.5	10,770.0	32,918.5
555200	O/F Uses - Higher Ed Institut	0.0	0.0	0.0	0.0	0.0	0.0	0.0
500	Other financing uses	0.0	0.0	0.0	0.0	0.0	0.0	0.0
TOTAL EXPENSE		30,302.1	30,754.6	31,290.6	6,563.9	31,290.6	13,406.4	44,697.0

Student Financial Aid

State of New Mexico

BU PCode Department
95000 P506 000000

S-9 Account Code Expenditure Summary
(Dollars in Thousands)

		2023-24	2023-24	2024-25	2025-26	----- FY 2026 Agency Request -----		
		Opbud	Actuals	Opbud	PCF Proj	Base	Expansion	Total

Student Financial Aid

BU PCode Department
95000 P506 000000

State of New Mexico

S-9 Account Code Expenditure Summary
(Dollars in Thousands)

		2023-24	2023-24	2024-25	2025-26	----- FY 2026 Agency Request -----		
		Opbud	Actuals	Opbud	PCF Proj	Base	Expansion	Total
535600	IT Services	70.0	15.5	70.0	0.0	70.0	0.0	70.0
300	Contractual services	70.0	15.5	70.0	0.0	70.0	0.0	70.0
542100	Employee I/S Mileage & Fares	2.0	0.5	2.0	0.0	2.0	0.0	2.0
542200	Employee I/S Meals & Lodging	1.5	0.0	1.5	0.0	1.5	0.0	1.5
543830	IT HW/SW Agreements	0.0	162.3	190.3	0.0	188.0	0.0	188.0
544000	Supply Inventory IT	0.0	1.6	0.0	0.0	2.0	0.0	2.0
544100	Supplies-Office Supplies	1.0	2.3	1.0	0.0	3.0	0.0	3.0
544900	Supplies-Inventory Exempt	0.0	1.7	0.0	0.0	2.0	0.0	2.0
546700	Subscriptions/Dues/License Fee	1.5	1.2	1.5	0.0	1.5	0.0	1.5
546800	Employee Training & Education	1.0	0.0	2.0	0.0	0.0	0.0	0.0
547200	Grants To Individuals	6,424.0	7,031.3	6,874.0	0.0	8,940.0	0.0	8,940.0
547410	Grants To Public Schools&Univ	8,180.0	6,204.3	8,154.0	0.0	6,280.0	711.7	6,991.7
547420	Grants -Higher Ed (in CAFR)	61,746.0	86,192.7	61,250.0	0.0	68,086.0	730.8	68,816.8
547430	Grants to Native Amer Indians	1,000.0	1,031.1	1,100.0	0.0	1,060.0	0.0	1,060.0
547440	Grants To Other Entities	0.0	0.0	0.0	0.0	0.0	0.0	0.0
547900	Miscellaneous Expense	0.0	0.0	0.0	0.0	0.0	0.0	0.0
549600	Employee O/S Mileage & Fares	1.0	0.5	1.0	0.0	1.3	0.0	1.3
549700	Employee O/S Meals & Lodging	1.5	0.7	1.5	0.0	1.5	0.0	1.5
400	Other	77,359.5	100,630.2	77,578.8	0.0	84,568.8	1,442.5	86,011.3
TOTAL EXPENSE		77,429.5	100,645.7	77,648.8	0	84,638.8	1,442.5	86,081.3

Opportunity Scholarship

BU PCode Department
95000 P510 000000

State of New Mexico

S-9 Account Code Expenditure Summary
(Dollars in Thousands)

		2023-24	2023-24	2024-25	2025-26	----- FY 2026 Agency Request -----		
		Opbud	Actuals	Opbud	PCF Proj	Base	Expansion	Total
547200	Grants To Individuals	146,000.0	0.0	162,000.0	0.0	0.0	0.0	0.0
547410	Grants To Public Schools&Univ	0.0	11,770.5	0.0	0.0	15,000.0	0.0	15,000.0
547420	Grants -Higher Ed (in CAFR)	0.0	131,516.6	0.0	0.0	150,000.0	0.0	150,000.0
547430	Grants to Native Amer Indians	0.0	2,712.8	0.0	0.0	3,000.0	0.0	3,000.0
400	Other	146,000.0	146,000.0	162,000.0	0.0	168,000.0	0.0	168,000.0
TOTAL EXPENSE		146,000.0	146,000.0	162,000.0	0	168,000.0	0.0	168,000.0

APPROPRIATION REQUEST FORM S-10 FUND BALANCE PROJECTION

(In Whole Dollars)

Agency: Higher Education Department Business Unit: 95000
 Fund Name Teacher Prep Affordability Fund Number: 20760
 Legal Auth. Section 21-21O-7 NMSA1978

BEGINNING BALANCE

Unreserved, undesignated fund balance (not cash balance) from SHARE NMS006GL Balance Sheet Report at close of FY24 \$ 14,898,700

ADJUSTMENTS

Add:

Interfund receivables, accounts receivables, and other assets not reflected in fund balance from FCD Reports at close of FY24 \$ -

Other (explain in detail) \$ -

Deduct:

Liabilities not reflected in FCD Reports at close of FY24 \$ 1,212,107

Fund balance designated by law for future expenditure (non-reverting funds) \$ -

Amount due to State General Fund or other fund designated by statute \$ -

Other (explain in detail) \$ -

FY24 revision not reflected in liabilities \$ -

Total Adjustments \$ 1,212,107

ADJUSTED UNRESERVED, UNDESIGNATED FUND BALANCE at close of FY24 \$ 16,110,807

Add:

Projected revenue/sources (less fund balance budgeted) for FY25 \$ -

Deduct:

Projected total expenditures for FY25 \$ (5,000,000)

ADJUSTED UNRESERVED/UNDESIGNATED FUND BALANCE at close of FY25 \$ 11,110,807

Add:

Projected revenue/sources (less fund balance requested) for FY26 \$ -

Deduct:

Total expenditures budgeted in appropriation request \$ (5,000,000)

ADJUSTED UNRESERVED/UNDESIGNATED FUND BALANCE at close of FY26 \$ 6,110,807

State of New Mexico

S-13 Line Items by Business Unit Expenditures

(Dollars in Thousands)

BusUnit	Line Item	2023-24	2024-25	Request		Recommendation		Opbud			
		Actuals	Opbud	Base	Expansion	Base	Expansion				
95000	P505-R	Policy Development and Institut	520100	Exempt Perm Positions P/T&F/T	886.49	825	845	0	0	0	0.0
			520200	Term Positions	1,038.57	1,514.8	1,464.4	0	0	0	0.0
			520300	Classified Perm Positions F/T	2,051.69	2,687.5	2,649.5	386.4	0	0	0.0
			520500	Temporary Positions F/T & P/T	18.62	0	0	0	0	0	0.0
			520700	Overtime & Other Premium Pay	2.25	0	0	0	0	0	0.0
			520800	Annl & Comp Paid At Separation	45.97	8.5	5	0	0	0	0.0
			521100	Group Insurance Premium	286.26	486.6	563.5	0	0	0	0.0
			521200	Retirement Contributions	735.44	885.8	886.5	0	0	0	0.0
			521300	F I C A	289.14	359.8	370.4	0	0	0	0.0
			521400	Workers' Comp Assessment Fee	0.42	0.7	0.8	0	0	0	0.0
			521410	GSD Work Comp Insur Premium	17.03	15.4	3.9	0	0	0	0.0
			521600	Employee Liability Ins Premium	32.86	31.9	25.4	0	0	0	0.0
			521700	RHC Act Contributions	76.59	86.1	87.7	0	0	0	0.0
			523200	COVID Related Time Worked	0.08	0	0	0	0	0	0.0
			535200	Professional Services	1,285.99	851.7	1,257.3	2,250	0	0	0.0
			535300	Other Services	1,611.93	355	345	0	0	0	0.0
			535309	Other Services - Interagency	41.46	51.3	54.1	0	0	0	0.0
			535400	Audit Services	0	102.6	114.1	0	0	0	0.0
			535600	IT Services	2,179.82	279.4	469.5	0	0	0	0.0
			542100	Employee I/S Mileage & Fares	12.74	12.8	28	0	0	0	0.0
			542200	Employee I/S Meals & Lodging	18.08	18	27	0	0	0	0.0
			542300	Brd & Comm Mbr Meals & Lodgin	0.37	1.8	2.8	0	0	0	0.0
			542310	Brd & Comm Mbr Mileage & Fares	0.87	1.1	2.1	0	0	0	0.0
			542700	Transp - Transp Insurance	0	0.2	0.2	0	0	0	0.0
			542800	State Transp Pool Charges	1.8	1.8	2	0	0	0	0.0
			543400	Maint - Property Insurance	0	0.2	0	0	0	0	0.0
			543830	IT HW/SW Agreements	94.47	103	77	0	0	0	0.0
			544000	Supply Inventory IT	97.3	56.1	52.5	0	0	0	0.0
			544100	Supplies-Office Supplies	11.73	10.6	26	0	0	0	0.0
			544800	Supplies-Education&Recreation	900.38	0	653.8	0	0	0	0.0
			544900	Supplies-Inventory Exempt	48.75	3.5	12	0	0	0	0.0
			545700	ISD Services	47.64	51.2	59	0	0	0	0.0

State of New Mexico

S-13 Line Items by Business Unit Expenditures

(Dollars in Thousands)

545710	DOIT HCM Assessment Fees	17.06	20.4	23.1	0	0	0	0.0	
545900	Printing & Photo Services	8.2	10	9	0	0	0	0.0	
546100	Postage & Mail Services	1.8	1	6.5	0	0	0	0.0	
546400	Rent Of Land & Buildings	303.25	341.7	409.7	0	0	0	0.0	
546500	Rent Of Equipment	13.84	25.5	22.9	0	0	0	0.0	
546610	DOIT Telecommunications	80.2	82.3	87	0	0	0	0.0	
546700	Subscriptions/Dues/License Fee	236.86	294	299.4	520	0	0	0.0	
546800	Employee Training & Education	38.03	86	86	0	0	0	0.0	
546900	Advertising	6.71	65	65	0	0	0	0.0	
547360	Insurance Premiums-non_payroll	0.19	0	0	0	0	0	0.0	
547400	Grants To Local Governments	11.26	0	0	0	0	0	0.0	
547410	Grants To Public Schools&Univ	9,302.32	13,302	10,455	4,000	0	0	0.0	
547420	Grants -Higher Ed (in CAFR)	6,734.56	4,990	6,135	3,000	0	0	0.0	
547430	Grants to Native Amer Indians	1,367.46	632.8	705	0	0	0	0.0	
547440	Grants To Other Entities	2,554.83	2,225	2,410	3,250	0	0	0.0	
547450	Grants to Other Agencies	505.02	350	350	0	0	0	0.0	
547900	Miscellaneous Expense	62.06	7	34.5	0	0	0	0.0	
549600	Employee O/S Mileage & Fares	44.78	24	51.5	0	0	0	0.0	
549700	Employee O/S Meals & Lodging	51.18	31.5	56.5	0	0	0	0.0	
555200	O/F Uses - Higher Ed Institut	-56,786.1	0	0	0	0	0	0.0	
Subtotal for:	95000 P505-R Policy Development and Institut		-23,611.75	31,290.6	31,290.6	13,406.4	0	0	0.0

BusUnit	Line Item	2023-24	2024-25	Request		Recommendation		Opbud
		Actuals	Opbud	Base	Expansion	Base	Expansion	
95000	P506-R Student Financial Aid							
	535600 IT Services	15.51	70	70	0	0	0	0.0
	542100 Employee I/S Mileage & Fares	0.46	2	2	0	0	0	0.0
	542200 Employee I/S Meals & Lodging	0	1.5	1.5	0	0	0	0.0
	543830 IT HW/SW Agreements	162.28	190.3	188	0	0	0	0.0
	544000 Supply Inventory IT	1.55	0	2	0	0	0	0.0
	544100 Supplies-Office Supplies	2.3	1	3	0	0	0	0.0
	544900 Supplies-Inventory Exempt	1.69	0	2	0	0	0	0.0
	546700 Subscriptions/Dues/License Fee	1.2	1.5	1.5	0	0	0	0.0
	546800 Employee Training & Education	0	2	0	0	0	0	0.0
	547200 Grants To Individuals	7,031.34	6,874	8,940	0	0	0	0.0
	547410 Grants To Public Schools&Univ	6,204.26	8,154	6,280	711.7	0	0	0.0

State of New Mexico

S-13 Line Items by Business Unit Expenditures

(Dollars in Thousands)

	547420	Grants -Higher Ed (in CAFR)	157,859.48	61,250	68,086	730.8	0	0	0.0
	547430	Grants to Native Amer Indians	1,031.13	1,100	1,060	0	0	0	0.0
	547900	Miscellaneous Expense	0.01	0	0	0	0	0	0.0
	549600	Employee O/S Mileage & Fares	0.53	1	1.3	0	0	0	0.0
	549700	Employee O/S Meals & Lodging	0.67	1.5	1.5	0	0	0	0.0
Subtotal for:	95000	P506-R Student Financial Aid	172,312.41	77,648.8	84,638.8	1,442.5	0	0	0.0
			2023-24	2024-25	Request		Recommendation		
BusUnit		Line Item	Actuals	Opbud	Base	Expansion	Base	Expansion	Opbud
95000	P510-R	Opportunity Scholarship							
		547200 Grants To Individuals	0	162,000	0	0	0	0	0.0
		547410 Grants To Public Schools&Univ	11,770.55	0	15,000	0	0	0	0.0
		547420 Grants -Higher Ed (in CAFR)	131,516.63	0	150,000	0	0	0	0.0
		547430 Grants to Native Amer Indians	2,712.78	0	3,000	0	0	0	0.0
Subtotal for:	95000	P510-R Opportunity Scholarship	145,999.96	162,000	168,000	0	0	0	0.0
95000			294,700.62	270,939.4	283,929.4	14,848.9	0	0	0.0

Totals by Line Item

BusUnit	Line Item	2023-24	2024-25	Request		Recommendation		
		Actuals	Opbud	Base	Expansion	Base	Expansion	Opbud
95000	520100 Exempt Perm Positions P/T&F/T	886.49	825	845	0	0	0	0.0
	520200 Term Positions	1,038.57	1,514.8	1,464.4	0	0	0	0.0
	520300 Classified Perm Positions F/T	2,051.69	2,687.5	2,649.5	386.4	0	0	0.0
	520500 Temporary Positions F/T & P/T	18.62	0	0	0	0	0	0.0
	520700 Overtime & Other Premium Pay	2.25	0	0	0	0	0	0.0
	520800 Annl & Comp Paid At Separation	45.97	8.5	5	0	0	0	0.0
	521100 Group Insurance Premium	286.26	486.6	563.5	0	0	0	0.0
	521200 Retirement Contributions	735.44	885.8	886.5	0	0	0	0.0
	521300 F I C A	289.14	359.8	370.4	0	0	0	0.0
	521400 Workers' Comp Assessment Fee	0.42	0.7	0.8	0	0	0	0.0
	521410 GSD Work Comp Insur Premium	17.03	15.4	3.9	0	0	0	0.0

State of New Mexico

S-13 Line Items by Business Unit Expenditures

(Dollars in Thousands)

521600	Employee Liability Ins Premium	32.86	31.9	25.4	0	0	0	0.0
521700	RHC Act Contributions	76.59	86.1	87.7	0	0	0	0.0
523200	COVID Related Time Worked	0.08	0	0	0	0	0	0.0
535200	Professional Services	1,285.99	851.7	1,257.3	2,250	0	0	0.0
535300	Other Services	1,611.93	355	345	0	0	0	0.0
535309	Other Services - Interagency	41.46	51.3	54.1	0	0	0	0.0
535400	Audit Services	0	102.6	114.1	0	0	0	0.0
535600	IT Services	2,195.32	349.4	539.5	0	0	0	0.0
542100	Employee I/S Mileage & Fares	13.21	14.8	30	0	0	0	0.0
542200	Employee I/S Meals & Lodging	18.08	19.5	28.5	0	0	0	0.0
542300	Brd & Comm Mbr Meals & Lodging	0.37	1.8	2.8	0	0	0	0.0
542310	Brd & Comm Mbr Mileage & Fares	0.87	1.1	2.1	0	0	0	0.0
542700	Transp - Transp Insurance	0	0.2	0.2	0	0	0	0.0
542800	State Transp Pool Charges	1.8	1.8	2	0	0	0	0.0
543400	Maint - Property Insurance	0	0.2	0	0	0	0	0.0
543830	IT HW/SW Agreements	256.75	293.3	265	0	0	0	0.0
544000	Supply Inventory IT	98.86	56.1	54.5	0	0	0	0.0
544100	Supplies-Office Supplies	14.03	11.6	29	0	0	0	0.0
544800	Supplies-Education&Recreation	900.38	0	653.8	0	0	0	0.0
544900	Supplies-Inventory Exempt	50.44	3.5	14	0	0	0	0.0
545700	ISD Services	47.64	51.2	59	0	0	0	0.0
545710	DOIT HCM Assessment Fees	17.06	20.4	23.1	0	0	0	0.0
545900	Printing & Photo Services	8.2	10	9	0	0	0	0.0
546100	Postage & Mail Services	1.8	1	6.5	0	0	0	0.0
546400	Rent Of Land & Buildings	303.25	341.7	409.7	0	0	0	0.0
546500	Rent Of Equipment	13.84	25.5	22.9	0	0	0	0.0
546610	DOIT Telecommunications	80.2	82.3	87	0	0	0	0.0
546700	Subscriptions/Dues/License Fee	238.06	295.5	300.9	520	0	0	0.0
546800	Employee Training & Education	38.03	88	86	0	0	0	0.0
546900	Advertising	6.71	65	65	0	0	0	0.0
547200	Grants To Individuals	7,031.34	168,874	8,940	0	0	0	0.0
547360	Insurance Premiums-non_payroll	0.19	0	0	0	0	0	0.0

State of New Mexico

S-13 Line Items by Business Unit Expenditures

(Dollars in Thousands)

547400	Grants To Local Governments	11.26	0	0	0	0	0	0.0
547410	Grants To Public Schools&Univ	27,277.13	21,456	31,735	4,711.7	0	0	0.0
547420	Grants -Higher Ed (in CAFR)	296,110.67	66,240	224,221	3,730.8	0	0	0.0
547430	Grants to Native Amer Indians	5,111.37	1,732.8	4,765	0	0	0	0.0
547440	Grants To Other Entities	2,554.83	2,225	2,410	3,250	0	0	0.0
547450	Grants to Other Agencies	505.02	350	350	0	0	0	0.0
547900	Miscellaneous Expense	62.06	7	34.5	0	0	0	0.0
549600	Employee O/S Mileage & Fares	45.3	25	52.8	0	0	0	0.0
549700	Employee O/S Meals & Lodging	51.85	33	58	0	0	0	0.0
555200	O/F Uses - Higher Ed Institut	-56,786.1	0	0	0	0	0	0.0
Grand Total		294,700.62	270,939.4	283,929.4	14,848.9	0	0	0.0

Program Description:

The purpose of the policy development and institutional finance oversight program is to provide a continuous process of statewide planning and oversight within the New Mexico Higher Education Department's (NMHED) statutory authority for the state higher education system to ensure both the efficient use of state resources and progress in implementing the statewide agenda for student success. While the agenda's mission is broad, it should be noted that the program staff of the NMHED is entirely devoted to direct service provision and/or direct oversight.

Major Issues and Accomplishments:

These programs set statewide policy and goals for higher education; reviews new and expanded programs within the agency and partner organizations and higher education institutions; recommends capital outlay funding for public post-secondary and tribal higher education institutions and special schools; approves capital projects and sources of financing; works to implement common course numbering and a new statewide general education curriculum; and performs research and policy analysis. The program includes staff and operating costs for the administration of more than \$300 million in financial aid to more than 100,000 graduate and undergraduate students.

The New Mexico Higher Education Department (NMHED) has ten public facing divisions which encompass Academic Affairs and Policy, Adult Education, Capital Projects, Financial Aid, Institutional Finance, GEAR UP NM, Indian Education, Information Technology, Planning and Research, and Private Post-Secondary Schools.

The NMHED provides financial oversight to three research universities, four comprehensive universities, nine branch community colleges, and eight independent community colleges, as well as to the special schools, including New Mexico Military Institute, the New Mexico School for the Deaf, and the New Mexico School for the Blind and Visually impaired. Additionally, the agency is responsible for licensing private and proprietary schools and supports this function through the assessment of fees.

One of the agency divisions highly represented in the P505 is adult education. The Adult Education Division's funding supports 26 sites throughout New Mexico to provide literacy, High School Equivalency (HSE) preparation, English as a Second Language (ESL), and career pathway preparation for approximately 14,000 students per year. In FY23, the Adult Education Division implemented the Adult Diploma Program, which the New Mexico funds at \$250,000 per year. Also known as the National External Adult Diploma Program, the program is a competency-based portfolio program that is being offered at 9 locations across the state and via an online portal. The program had its first graduate this year and enrollment is growing steadily.

The U.S. Department of Education's Office of Career, Technical, and Adult Education funds the Adult Education Division with approximately \$5 million each year, and New Mexico appropriates approximately \$6.7 million to the NMHED for adult education services. As part of state funding, the Adult Education Division also supports eighteen (18) Adult Literacy Grantees to provide literacy, numeracy, and ESL instruction in New Mexico. This program is funded at \$750,000 for adult literacy services.

Overview of Request:

The agency strives toward ensuring accountability of the higher education institutions and efficiencies in the higher education system of the State of New Mexico. The NMHED is tasked with ensuring that each higher education dollar is used to capitalize on program opportunities so that every New Mexican has the potential to earn an education and get the training necessary to support a healthy workforce and the state's economy.

P-1 Program Overview

Programmatic Changes:

- Increase to cover all current salaries, four (4) new full-time employees (FTE) in Academic Affairs and Policy Division, Constituent Services, Planning and Research Division, and Adult Education Division. This increase also supports the infrastructure needs to support newly created positions in FY25 and the requested positions when funded. This infrastructure includes, expanded space, technology, training, and supplies.
- To fund a Higher Education Retention Fund for Student Success and Basic Needs. As an agency partnership with the University of New Mexico Basic Needs Project, the State of New Mexico surveyed over 15,000 students, faculty, and stay and revealed that 60 percent of students identified as food insecure and 63 percent reported housing insecurity, with nearly 20 percent of students being homeless in the last 12 months.
- To fund the operations of Tribal Education Technical Assistance Centers created by HB280 in the FY24 legislative session. The appropriation will fund two technical assistance centers in geographically distinct areas of the state.

Base Budget Justification:

- Tuition-Free College in New Mexico (\$146,000,000): The State of New Mexico must continue to fully support the New Mexico Opportunity Scholarship so students can continue or enroll in postsecondary education and earn a high-demand certificate, associate degree or bachelor's degree in New Mexico. We request support in the recurring \$146 million appropriation, which will impact over 35,000 students at New Mexico's public higher education institutions.
- Agency Staffing: Five percent (5%) increase to agency operations and four (4) additional FTE ranging from constituent services to adult literacy. With increased appropriations and programming throughout the agency, NMHED requires additional FTE to meet the expanded needs throughout out several divisions.
- Tribal Education Technical Assistance Centers (\$2,250,000): House Bill 280 was passed this year to establish two Tribal Education Technical Assistance Centers in New Mexico. The centers will focus on supporting Tribes, Nations, and Pueblo to spend down state funding; develop culturally and linguistically relevant materials; enhance recruitment and professional development of Indigenous educators; and more. To support the intent of the law, a recurring appropriation of \$2.25 million is required to sustain and support the two centers for future funding cycles.

Program Description:

P506 involves the Agency's student financial aid programs. The purpose of the student financial aid program is to provide access, affordability, and opportunities for success in higher education to students and their families so that all New Mexicans may benefit from postsecondary education and training beyond high school.

Major Issues and Accomplishments:

The P506 base budget includes funding to support several programs:

1) Teacher Loan Repayment Program

a. The agency awarded 445 applicants in FY23 and an additional 966 applicants in FY24. This funding provides up to \$6,000 per year for a 2-year service commitment to teachers currently teaching in high-need positions in New Mexico. Applications for this program continue to grow and continued funding to support the program is key to supporting the need for teachers in New Mexico.

2) Health Professional Loan Repayment

a. The agency awarded 44 applicants in FY23 and an additional 724 applicants in FY24. This funding provides up to \$25,000 per year to each awardee and are based on a three-year service commitment. For FY25 the agency awarded 512 applicants. Applications for this program continue to exceed the available funding, however each year the department awards applicants to address shortages in primary care, mental and behavioral health, dentistry, and specialty medicine practices, particularly in rural areas of New Mexico.

The P506 base budget includes funding to increase the following programs:

1) Graduate Scholars

a. This program is dedicated to increasing the number of underrepresented graduate students enrolled in public universities across New Mexico. By encouraging groups underrepresented in graduate education to pursue advanced degrees in accredited graduate programs, particularly in academic fields of high regional and national priority and fields where underrepresentation is most severe, the state will benefit by increasing the number of professionals for industry, business, research and development, economic development, and public service. In FY25, 68 students benefitted from the award based on the \$488,300 appropriation. An increase in funding of \$511,700 will grow the program to \$1,000,000, allowing the agency to double the current state support of graduate students.

2) Minority Doctoral Loan Repayment

a. This program is the only loan repayment option at the agency that specifically supports faculty employed at higher education institutions within the STEM Discipline. In 2021-2022 there were 7,904 instructional staff including professors, faculties, instructors, and teaching staff with full-time or part-time status at New Mexico higher education institutions. Pursuant to 21-211-5 NMSA 1978, the department may award up to \$25,000 per year for up to four years for each recipient. The department only awarded 4 applicants at \$5,000 each in FY24. An increase in funding of \$230,800 will grow the program to \$250,000, allowing the agency to increase the number of ethnic minorities and women available to teach engineering, physical or life sciences, mathematics, and other academic disciplines in which ethnic minorities and women are demonstrably under-represented in New Mexico colleges and universities.

3) WICHE Loan-for-Service

a. The purpose of the Western Interstate Commission on Higher Education (WICHE) Loan-For-Service Program is to allow New Mexico students to enroll in selected out-of-state graduate or professional programs that are not offered at New Mexico's public higher education institutions. It is important to note that as a condition of each loan, a student shall declare intent to return to New Mexico to practice as a professional in their field of study. The requested increase of \$200,000 will grow the program to \$2,250,000 allowing for an expansion to other professions, such as podiatry since it is not offered in New Mexico. Currently, the New Mexico WICHE Program supports Dentistry,

Veterinary medicine and Optometry throughout the western region. The New Mexico Higher Education Department is currently providing support to 68 New Mexico students in the disciplines mentioned above. Financial support to students to obtain a field of study not offered within the state adds to New Mexico's workforce in these areas of need. The requested increase of \$200,000 will grow the program to \$2,250,000

4) UNM Dental Residency

a. Residents receive a diverse and well-rounded clinical experience in various areas, such as a broad exposure to complex cases that augment many facets of dental education. Residents are often not confident upon graduation from dental school and this treatment mix includes management of the medically complex patient. These procedures include advanced surgical techniques, complex restorative dentistry, hospital-based dentistry, and extensive exposure to crowns, dentures, and implants. Overall, the University of New Mexico residents graduate more prepared, confident, and able to rise to the occasion of both rural and urban public health dentistry in New Mexico. The requested increase will promote more clinic-based dental implant services via the University of New Mexico's Dental Residency Program. This funding, an increase of \$500,000, will grow the program to \$1,700,000, ensuring each resident performs four implant procedures each year.

Overview of Request:

The NMHED Financial Aid Division is dedicated to helping students find financial support to attend and afford higher education. The Division manages 25 distinct programs to meet the needs of our state's diverse population, including grants, scholarships, work study, loan-for-service, and loan repayment programs. The goals of the Division include:

- To inform students in New Mexico that college is attainable and affordable;
- To provide students and their families with the consumer information needed to make informed decisions about financing an education;
- To make information about our financial aid programs accessible to all who qualify; and
- To provide funding to pay for educational expenses for as many New Mexican students as possible

Programmatic Changes:

Continued funding is necessary in order to provide opportunities to New Mexico students who are interested in pursuing these high impact workforce areas in New Mexico. The NMHED is committed to continuing in our role of providing opportunities and looking for ways to support healthcare and educator programs in the state.

Base Budget Justification:

The Financial Aid Division is committed to continuing their work in supporting programs that allow students to succeed here in New Mexico. This includes improving customer service through the first integration of client-side grant modules system through Submittable, continuing innovative outreach activities at college fairs; high schools; and other events to inform students of financial aid opportunities, and working to promote opportunities for student success.

- Program Description:** The purpose of the Opportunity Scholarship is to provide tuition-free education to New Mexico residents that maintain a 2.5 GPA and qualify as recent graduates or returning adult learners pursuant to 5.7.37 NMAC. Eligible students can qualify for up to 100% of allowable tuition and fees after all other state and merit aid is applied.
- Major Issues and Accomplishments:** The Opportunity Scholarship program led to record-breaking college enrollment, marking the first increases in over a decade during the first year of full funding, with more than 40,000 students benefitting in the fall semester alone. With year-over-year fall enrollment increases, the agency conducted an analysis and revealed that students who received the Opportunity Scholarship during the 2022-2023 academic year were 8 percent more likely to stay in school or complete their degree compared to peers not receiving the scholarship. Additionally, the number of students earning short-term career training certificates also increased by 39 percent during the same timeframe. Opportunity recipients had higher fall-to-spring retention rates than the overall student population in each year, with their highest combined rate occurring from Fall 2022 to Spring 2023; in that year, only about 13% of Fall 2022 Opportunity recipients did not enroll in Spring 2023 or receive an award in Fall 2022 compared to about 21% of the total Fall 2022 population.
- Overview of Request:** The agency is requesting support for the recurring \$146 million for the Opportunity Scholarship in FY26. The State of New Mexico must continue to fully support the New Mexico Opportunity Scholarship so students can continue or enroll in postsecondary education and earn a high-demand certificate, associate degree, or bachelor's degree in New Mexico. We request support in the recurring \$146 million appropriation and a transfer from the newly established Higher Education Trust Fund, which will impact over 40,000 students at New Mexico's public higher education institutions. Since Laws of 2022, Chapter 140, creating the Opportunity Scholarship program in the statute provides for a non-reverting fund for the program to support students.
- Programmatic Changes:** The Department repealed and replaced 5.7.37 NMAC to align with criteria established in S.B. 239 57th Leg., 1st Sess. (N.M. 2024) which removed college credits earned by high school students under the dual credit program from counting toward the credit hour cap for the New Mexico Opportunity Scholarship Program.
- Base Budget Justification:** The \$146 million appropriation, along with transfer language from the Higher Education Trust Fund, is expected to support 100% of allowable tuition and fees for the Fall 2025 and Spring 2026 semesters. Any unexpended or unencumbered balance will remain in the fund for expenditure in FY27.

R-2 Transfers
(Dollars in Thousands)

Prov PCode	Prov Fund	Prov Account	Prov Account Name	Rec PCode	Rec Fund	Rec Account	Rec Account Name	2023-24 Actual Transfers	2024-25 Adopted Transfers	2025-26 Agency GF	2025-26 Agency OSF	2025-26 Agency ISF/IAT	2025-26 Agency FF	2025-26 Total Request	Justification
P505	91000	535309	Other Service	P643	18100	425909	Other Service	41.5	0	38.4	3.3	0	12.4	54.1	
Sum:									0	38.4	3.3	0	12.4	54.1	

Detail of Federal Funds Revenue (numbers in thousands)

Agency: New Mexico Higher Education Department

BU: 95000

Program: Policy Development & Institutional Financial Oversight Program

Program Code: P505

								FY26 REQUEST		
REVENUE		GRANT NAME	MATCH	EXP. DATE	TOTAL GRANT	FY24	FY25	BASE	EXPANSION	TOTAL
FUND	ACCOUNT		RATIO		AMOUNT	ACTUALS	OPBUD			
68190	451903	Adult Education & Family Literacy Act State Grant	25%	9/30/2025	5,071.4	6,034.6	6,074.1	6,074.1	0.0	6,074.1
		2019 GEAR UP NEW MEXICO: College Ready & Career								
68280	451903	Bound	0%	9/29/2027	4,480.0	5,057.7	5,713.3	5,713.3	0.0	5,713.3
21600	451903	Grants to States for Loan Repayment	0%	8/31/2025	400.0	282.3	400.0	400.0		400.0
										0.0
										0.0
										0.0
										0.0
										0.0
										0.0
										0.0
										0.0
										0.0
										0.0
										0.0
										0.0
										0.0
										0.0
										0.0
										0.0
										0.0
										0.0
TOTALS						11,374.60	12,187.40	12,187.40	0.00	12,187.40

REV EXP COMPARISON

(Dollars in Thousands)

95000 - Higher Education Department

	General Fund	Other Funds	Other Transfers	Federal Funds	Total
SOURCES	201,042.0	10,465.6	75,083.3	12,187.4	298,778.3
Personal Services and Employee Benefits	5,337.2	375.6	43.3	1,532.4	7,288.5
Contractual services	2,980.0	30.0	600.0	950.0	4,560
Other	192,724.8	10,060.0	74,440.0	9,705.0	286,929.8
USES Total:	201,042.0	10,465.6	75,083.3	12,187.4	298,778.3
Net:	0.0	0.0	0.0	0.0	0.0

REV EXP COMPARISON

(Dollars in Thousands)

95000 - Higher Education Department

P505 - Policy Development and Institution Financial Oversight

	General Fund	Other Funds	Other Transfers	Federal Funds	Total
SOURCES Totals	29,400.7	465.6	3,043.3	11,787.4	44,697.0
Personal Services and Employee Benefits	5,337.2	375.6	43.3	1,532.4	7,288.5
Contractual services	2,910.0	30.0	600.0	950.0	4,490
Other	21,153.5	60.0	2,400.0	9,305.0	32,918.5
USES Total:	29,400.7	465.6	3,043.3	11,787.4	44,697.0
Net:	0.0	0.0	0.0	0.0	0.0

REV EXP COMPARISON

(Dollars in Thousands)

95000 - Higher Education Department

P506 - Student Financial Aid

	General Fund	Other Funds	Other Transfers	Federal Funds	Total
SOURCES Totals	25,641.3	10,000.0	50,040.0	400.0	86,081.3
Contractual services	70.0	0.0	0.0	0.0	70
Other	25,571.3	10,000.0	50,040.0	400.0	86,011.3
USES Total:	25,641.3	10,000.0	50,040.0	400.0	86,081.3
Net:	0.0	0.0	0.0	0.0	0.0

REV EXP COMPARISON

(Dollars in Thousands)

95000 - Higher Education Department

P510 - Opportunity Scholarship

	General Fund	Other Funds	Other Transfers	Federal Funds	Total
SOURCES Totals	146,000.0	0.0	22,000.0	0.0	168,000.0
Other	146,000.0	0.0	22,000.0	0.0	168,000
USES Total:	146,000.0	0.0	22,000.0	0.0	168,000.0
Net:	0.0	0.0	0.0	0.0	0.0

EB-1 Expansion Justifications
(Dollars in Thousands)

Tribal Education Technical Assistance Centers

Rank: 2

New Initiative	2025-26 GF Sources	2025-26 OSF Sources	2025-26 ISF/ IAT Sources	2025-26 FF Sources	2025-26 Total Request	2025-26 Exec Recommendation
General Fund Transfers	2250.0	0.0	0.0	0.0	2250.0	0.0
REVENUE, TRANSFERS	2250.0	0.0	0.0	0.0	2250.0	0.0
Contractual services	2250.0	0.0	0.0	0.0	2250.0	0.0
EXPENDITURES	2250.0	0.0	0.0	0.0	2250.0	0.0

Brief Description:

This request is the first centers to focus on supporting Indian Education from early childhood to higher education and ensures Tribal entities are able to spend their funds in a timely manner through technical support.

Legislative Change: ___

Session Law Citation:

Legal Settlement: ___

Case Number or Citation:

Student Success and Basic Needs

Rank: 5

New Initiative	2025-26 GF Sources	2025-26 OSF Sources	2025-26 ISF/ IAT Sources	2025-26 FF Sources	2025-26 Total Request	2025-26 Exec Recommendation
General Fund Transfers	4000.0	0.0	0.0	0.0	4000.0	0.0
REVENUE, TRANSFERS	4000.0	0.0	0.0	0.0	4000.0	0.0
Other	4000.0	0.0	0.0	0.0	4000.0	0.0
EXPENDITURES	4000.0	0.0	0.0	0.0	4000.0	0.0

Brief Description:

To support higher education institutions in providing superior academic support and addressing student basic needs, the agency will adopt the Higher Education Retention Fund and a formula to incentivize increased retention rates at colleges and universities across New Mexico.

Legislative Change: ___

Session Law Citation:

Legal Settlement: ___

Case Number or Citation:

Adult Education Increase

Rank: 3

BU PCode Department
95000 P505 000000

EB-1 Expansion Justifications
(Dollars in Thousands)

New Initiative	2025-26 GF Sources	2025-26 OSF Sources	2025-26 ISF/ IAT Sources	2025-26 FF Sources	2025-26 Total Request	2025-26 Exec Recommendation
General Fund Transfers	3000.0	0.0	0.0	0.0	3000.0	0.0
REVENUE, TRANSFERS	3000.0	0.0	0.0	0.0	3000.0	0.0
Other	3000.0	0.0	0.0	0.0	3000.0	0.0
EXPENDITURES	3000.0	0.0	0.0	0.0	3000.0	0.0

Brief Description:

Adult education student enrollment in New Mexico has been increasing by between 12 percent to 15 percent each year. At the same time, the total number of instructors in adult education has been steadily decreasing due to low pay, low status, and other factors. In 2018, there were 465 adult education instructors and in 2023 there were 348. If this trend continues, student per teacher ratio will increase catastrophically by FY26.

Legislative Change: ___

Session Law Citation:

Legal Settlement: ___

Case Number or Citation:

Adult Literacy Increase

Rank: 4

New Initiative	2025-26 GF Sources	2025-26 OSF Sources	2025-26 ISF/ IAT Sources	2025-26 FF Sources	2025-26 Total Request	2025-26 Exec Recommendation
General Fund Transfers	2000.0	0.0	0.0	0.0	2000.0	0.0
REVENUE, TRANSFERS	2000.0	0.0	0.0	0.0	2000.0	0.0
Other	2000.0	0.0	0.0	0.0	2000.0	0.0
EXPENDITURES	2000.0	0.0	0.0	0.0	2000.0	0.0

Brief Description:

This expansion would allow the New Mexico Higher Education Department to better fund existing programs and require proper training for teachers and tutors; fund more programs to provide better coverage in the state, including family literacy programs; and increase enrollment in adult literacy.

Legislative Change: ___

Session Law Citation:

Legal Settlement: ___

Case Number or Citation:

BU PCode Department
 95000 P505 000000

EB-1 Expansion Justifications
 (Dollars in Thousands)

Rank: 6

New Initiative	2025-26 GF Sources	2025-26 OSF Sources	2025-26 ISF/ IAT Sources	2025-26 FF Sources	2025-26 Total Request	2025-26 Exec Recommendation
General Fund Transfers	1250.0	0.0	0.0	0.0	1250.0	0.0
REVENUE, TRANSFERS	1250.0	0.0	0.0	0.0	1250.0	0.0
Other	1250.0	0.0	0.0	0.0	1250.0	0.0
EXPENDITURES	1250.0	0.0	0.0	0.0	1250.0	0.0

Brief Description:

If this request is granted, we will provide free HSE test vouchers for all New Mexico residents, establish additional HSE testing centers statewide, and help us advertise the free tests so that we greatly increase the number of test takers.

Legislative Change: _____

Session Law Citation: _____

Legal Settlement: _____

Case Number or Citation: _____

Operational increase

Rank: 1

New Initiative	2025-26 GF Sources	2025-26 OSF Sources	2025-26 ISF/ IAT Sources	2025-26 FF Sources	2025-26 Total Request	2025-26 Exec Recommendation
General Fund Transfers	906.4	0.0	0.0	0.0	906.4	0.0
REVENUE, TRANSFERS	906.4	0.0	0.0	0.0	906.4	0.0
Personal Services and Employee	386.4	0.0	0.0	0.0	386.4	0.0
Other	520.0	0.0	0.0	0.0	520.0	0.0
EXPENDITURES	906.4	0.0	0.0	0.0	906.4	0.0
Permanent	0	0	0	0	4	
FTEs	0	0	0	0	4	0

Brief Description:

NMHED needs more full-time employees to manage our increasing large budget portfolios in areas of financial aid, institutional finance, adult education, and program outreach. This year, we are requesting four (4) new FTE's, additionally, we are also requesting a 5% increase in operations funding. Funding in the other category will be utilized to assist the agency in expanding both their Santa Fe and Albuquerque locations to accommodate additional staff. Which will include furniture, technology equipment, additional DOIT Fees, and training costs.

Legislative Change: _____

Session Law Citation: _____

Legal Settlement: _____

Case Number or Citation: _____

BU **PCode** **Department**
95000 P505 000000

EB-1 Expansion Justifications
(Dollars in Thousands)

EB-1 Expansion Justifications
(Dollars in Thousands)

Graduate Scholarship Fund

Rank: 8

New Initiative	2025-26 GF Sources	2025-26 OSF Sources	2025-26 ISF/ IAT Sources	2025-26 FF Sources	2025-26 Total Request	2025-26 Exec Recommendation
General Fund Transfers	511.7	0.0	0.0	0.0	511.7	0.0
REVENUE, TRANSFERS	511.7	0.0	0.0	0.0	511.7	0.0
Other	511.7	0.0	0.0	0.0	511.7	0.0
EXPENDITURES	511.7	0.0	0.0	0.0	511.7	0.0

Brief Description:

Increased funding for the Graduate Scholars Fund, a scholarship for graduate students at public higher education institutions in New Mexico, will ensure that under-represented graduate students have additional support to complete their programs and credentials, leading to reduced student debt and improved educational outcomes for New Mexicans. Funding will increase the graduate scholarship funding to \$1 million total, there is currently \$488.3 thousand in the base.

Legislative Change:

Session Law Citation:

Legal Settlement:

Case Number or Citation:

Minority Doctoral Loan Repayment

Rank: 7

New Initiative	2025-26 GF Sources	2025-26 OSF Sources	2025-26 ISF/ IAT Sources	2025-26 FF Sources	2025-26 Total Request	2025-26 Exec Recommendation
General Fund Transfers	230.8	0.0	0.0	0.0	230.8	0.0
REVENUE, TRANSFERS	230.8	0.0	0.0	0.0	230.8	0.0
Other	230.8	0.0	0.0	0.0	230.8	0.0
EXPENDITURES	230.8	0.0	0.0	0.0	230.8	0.0

Brief Description:

The Minority Doctoral Loan Repayment Program is the only program that is specific to faculty employed at higher education institutions within the STEM discipline. The funding increase will bring the program to \$250 thousand, the base is currently at \$19.2 thousand.

Legislative Change:

Session Law Citation:

Legal Settlement:

Case Number or Citation:

Student Financial Aid

State of New Mexico

BU PCode Department
95000 P506 000000

EB-1 Expansion Justifications
(Dollars in Thousands)

UNM Dental Residency Program

Rank: 10

New Initiative	2025-26 GF Sources	2025-26 OSF Sources	2025-26 ISF/ IAT Sources	2025-26 FF Sources	2025-26 Total Request	2025-26 Exec Recommendation
General Fund Transfers	500.0	0.0	0.0	0.0	500.0	0.0
REVENUE, TRANSFERS	500.0	0.0	0.0	0.0	500.0	0.0
Other	500.0	0.0	0.0	0.0	500.0	0.0
EXPENDITURES	500.0	0.0	0.0	0.0	500.0	0.0

Brief Description:

The agency procured funding for teaching cases covering at least four implants per resident at a total cost of \$30,000 for FY24. This funding will ensure each resident places four implants per year, which can include either four single tooth implant restorations or two implants placed on the edentulous maxilla or mandible for an overdenture. Funding in the base for this program is \$1.2 million, this program increase would bring the total to \$1.7 million.

Legislative Change: _____

Session Law Citation:

Legal Settlement: _____

Case Number or Citation:

WICHE Program

Rank: 10

New Initiative	2025-26 GF Sources	2025-26 OSF Sources	2025-26 ISF/ IAT Sources	2025-26 FF Sources	2025-26 Total Request	2025-26 Exec Recommendation
General Fund Transfers	200.0	0.0	0.0	0.0	200.0	0.0
REVENUE, TRANSFERS	200.0	0.0	0.0	0.0	200.0	0.0
Other	200.0	0.0	0.0	0.0	200.0	0.0
EXPENDITURES	200.0	0.0	0.0	0.0	200.0	0.0

Brief Description:

New Mexico does not have a program that trains individuals to practice podiatry. Podiatry is a health care specialty which in the past has been part of the New Mexico WICHE Program/Professional Student Exchange Program (PSEP) and is part of the program in other states. The base is \$2.05 million and this additional funding would bring the program total up to \$2.25 million.

Legislative Change: _____

Session Law Citation:

Legal Settlement: _____

Case Number or Citation:

Student Financial Aid

BU	PCode	Department
95000	P506	000000

State of New Mexico

EB-1 Expansion Justifications
(Dollars in Thousands)

EB-2 Expansion Fiscal Summary
(Dollars in Thousands)

Tribal Education Technical Assistance Centers

Rank: 2

		2025-26 GF Sources	2025-26 OSF Sources	2025-26 ISF/ IAT Sources	2025-26 FF Sources	2025-26 Total Request	2025-26 Exec Recommendation
111	General Fund Transfers	2250.0	0.0	0.0	0.0	2250.0	0.0
REVENUE, TRANSFERS		2250.0	0.0	0.0	0.0	2250.0	0.0
300	Contractual services	2250.0	0.0	0.0	0.0	2250.0	0.0
EXPENDITURES		2250.0	0.0	0.0	0.0	2250.0	0.0

0.0

Student Success and Basic Needs

Rank: 5

		2025-26 GF Sources	2025-26 OSF Sources	2025-26 ISF/ IAT Sources	2025-26 FF Sources	2025-26 Total Request	2025-26 Exec Recommendation
111	General Fund Transfers	4000.0	0.0	0.0	0.0	4000.0	0.0
REVENUE, TRANSFERS		4000.0	0.0	0.0	0.0	4000.0	0.0
400	Other	4000.0	0.0	0.0	0.0	4000.0	0.0
EXPENDITURES		4000.0	0.0	0.0	0.0	4000.0	0.0

0.0

Adult Education Increase

Rank: 3

		2025-26 GF Sources	2025-26 OSF Sources	2025-26 ISF/ IAT Sources	2025-26 FF Sources	2025-26 Total Request	2025-26 Exec Recommendation
111	General Fund Transfers	3000.0	0.0	0.0	0.0	3000.0	0.0
REVENUE, TRANSFERS		3000.0	0.0	0.0	0.0	3000.0	0.0
400	Other	3000.0	0.0	0.0	0.0	3000.0	0.0
EXPENDITURES		3000.0	0.0	0.0	0.0	3000.0	0.0

0.0

Adult Literacy Increase

Rank: 4

		2025-26 GF Sources	2025-26 OSF Sources	2025-26 ISF/ IAT Sources	2025-26 FF Sources	2025-26 Total Request	2025-26 Exec Recommendation
111	General Fund Transfers	2000.0	0.0	0.0	0.0	2000.0	0.0
REVENUE, TRANSFERS		2000.0	0.0	0.0	0.0	2000.0	0.0
400	Other	2000.0	0.0	0.0	0.0	2000.0	0.0
EXPENDITURES		2000.0	0.0	0.0	0.0	2000.0	0.0

0.0

High School Equivalency Tests

Rank: 6

BU PCode Department
 95000 P505 000000

EB-2 Expansion Fiscal Summary
 (Dollars in Thousands)

		2025-26 GF Sources	2025-26 OSF Sources	2025-26 ISF/ IAT Sources	2025-26 FF Sources	2025-26 Total Request	2025-26 Exec Recommendation
111	General Fund Transfers	1250.0	0.0	0.0	0.0	1250.0	0.0
REVENUE, TRANSFERS		1250.0	0.0	0.0	0.0	1250.0	0.0
400	Other	1250.0	0.0	0.0	0.0	1250.0	0.0
EXPENDITURES		1250.0	0.0	0.0	0.0	1250.0	0.0

0.0

Operational increase

Rank: 1

		2025-26 GF Sources	2025-26 OSF Sources	2025-26 ISF/ IAT Sources	2025-26 FF Sources	2025-26 Total Request	2025-26 Exec Recommendation
111	General Fund Transfers	906.4	0.0	0.0	0.0	906.4	0.0
REVENUE, TRANSFERS		906.4	0.0	0.0	0.0	906.4	0.0
200	Personal Services and Employee Benefits	386.4	0.0	0.0	0.0	386.4	0.0
400	Other	520.0	0.0	0.0	0.0	520.0	0.0
EXPENDITURES		906.4	0.0	0.0	0.0	906.4	0.0
810	Permanent	0	0	0	0	4	0.0
FTEs		0	0	0	0	4	0

Student Financial Aid

BU PCode Department
 95000 P506 000000

State of New Mexico

EB-2 Expansion Fiscal Summary
 (Dollars in Thousands)

Graduate Scholarship Fund

Rank: 8

		2025-26 GF Sources	2025-26 OSF Sources	2025-26 ISF/ IAT Sources	2025-26 FF Sources	2025-26 Total Request	2025-26 Exec Recommendation
111	General Fund Transfers	511.7	0.0	0.0	0.0	511.7	0.0
	REVENUE, TRANSFERS	511.7	0.0	0.0	0.0	511.7	0.0
400	Other	511.7	0.0	0.0	0.0	511.7	0.0
	EXPENDITURES	511.7	0.0	0.0	0.0	511.7	0.0

0.0

Minority Doctoral Loan Repayment

Rank: 7

		2025-26 GF Sources	2025-26 OSF Sources	2025-26 ISF/ IAT Sources	2025-26 FF Sources	2025-26 Total Request	2025-26 Exec Recommendation
111	General Fund Transfers	230.8	0.0	0.0	0.0	230.8	0.0
	REVENUE, TRANSFERS	230.8	0.0	0.0	0.0	230.8	0.0
400	Other	230.8	0.0	0.0	0.0	230.8	0.0
	EXPENDITURES	230.8	0.0	0.0	0.0	230.8	0.0

0.0

UNM Dental Residency Program

Rank: 10

		2025-26 GF Sources	2025-26 OSF Sources	2025-26 ISF/ IAT Sources	2025-26 FF Sources	2025-26 Total Request	2025-26 Exec Recommendation
111	General Fund Transfers	500.0	0.0	0.0	0.0	500.0	0.0
	REVENUE, TRANSFERS	500.0	0.0	0.0	0.0	500.0	0.0
400	Other	500.0	0.0	0.0	0.0	500.0	0.0
	EXPENDITURES	500.0	0.0	0.0	0.0	500.0	0.0

0.0

WICHE Program

Rank: 10

		2025-26 GF Sources	2025-26 OSF Sources	2025-26 ISF/ IAT Sources	2025-26 FF Sources	2025-26 Total Request	2025-26 Exec Recommendation
111	General Fund Transfers	200.0	0.0	0.0	0.0	200.0	0.0
	REVENUE, TRANSFERS	200.0	0.0	0.0	0.0	200.0	0.0
400	Other	200.0	0.0	0.0	0.0	200.0	0.0
	EXPENDITURES	200.0	0.0	0.0	0.0	200.0	0.0

0.0

BU PCode Department
 95000 P505 000000

EB-3 Expansion Line Item Detail
 (Dollars in Thousands)

Tribal Education Technical Assistance Centers

Rank: 2

		2025-26 GF Sources	2025-26 OSF Sources	2025-26 ISF/IAT Sources	2025-26 FF Sources	2025-26 Total Request	2025-26 Exec Recommendation
535200	Professional Services	2250.0	0.0	0.0	0.0	2250.0	0.0
300	Contractual services	2250.0	0.0	0.0	0.0	2250.0	0.0
Total for Tribal Education Technical Assistance Centers		2250.0	0.0	0.0	0.0	2250.0	0.0

Student Success and Basic Needs

Rank: 5

		2025-26 GF Sources	2025-26 OSF Sources	2025-26 ISF/IAT Sources	2025-26 FF Sources	2025-26 Total Request	2025-26 Exec Recommendation
547410	Grants To Public Schools&Univ	4000.0	0.0	0.0	0.0	4000.0	0.0
400	Other	4000.0	0.0	0.0	0.0	4000.0	0.0
Total for Student Success and Basic Needs		4000.0	0.0	0.0	0.0	4000.0	0.0

Adult Education Increase

Rank: 3

		2025-26 GF Sources	2025-26 OSF Sources	2025-26 ISF/IAT Sources	2025-26 FF Sources	2025-26 Total Request	2025-26 Exec Recommendation
547420	Grants -Higher Ed (in CAFR)	3000.0	0.0	0.0	0.0	3000.0	0.0
400	Other	3000.0	0.0	0.0	0.0	3000.0	0.0
Total for Adult Education Increase		3000.0	0.0	0.0	0.0	3000.0	0.0

Adult Literacy Increase

Rank: 4

		2025-26 GF Sources	2025-26 OSF Sources	2025-26 ISF/IAT Sources	2025-26 FF Sources	2025-26 Total Request	2025-26 Exec Recommendation
547440	Grants To Other Entities	2000.0	0.0	0.0	0.0	2000.0	0.0
400	Other	2000.0	0.0	0.0	0.0	2000.0	0.0
Total for Adult Literacy Increase		2000.0	0.0	0.0	0.0	2000.0	0.0

High School Equivalency Tests

Rank: 6

		2025-26 GF Sources	2025-26 OSF Sources	2025-26 ISF/IAT Sources	2025-26 FF Sources	2025-26 Total Request	2025-26 Exec Recommendation
547440	Grants To Other Entities	1250.0	0.0	0.0	0.0	1250.0	0.0
400	Other	1250.0	0.0	0.0	0.0	1250.0	0.0
Total for High School Equivalency Tests		1250.0	0.0	0.0	0.0	1250.0	0.0

Operational increase

Rank: 1

BU **PCode** **Department**
 95000 P505 000000

EB-3 Expansion Line Item Detail
 (Dollars in Thousands)

		2025-26 GF Sources	2025-26 OSF Sources	2025-26 ISF/IAT Sources	2025-26 FF Sources	2025-26 Total Request	2025-26 Exec Recommendation
520300	Classified Perm Positions F/T	386.4	0.0	0.0	0.0	386.4	0.0
521100	Group Insurance Premium	0.0	0.0	0.0	0.0	0.0	0.0
521200	Retirement Contributions	0.0	0.0	0.0	0.0	0.0	0.0
521300	F I C A	0.0	0.0	0.0	0.0	0.0	0.0
521700	RHC Act Contributions	0.0	0.0	0.0	0.0	0.0	0.0
200	Personal Services and Employee Benefit	386.4	0.0	0.0	0.0	386.4	0.0
546700	Subscriptions/Dues/License Fee	520.0	0.0	0.0	0.0	520.0	0.0
400	Other	520.0	0.0	0.0	0.0	520.0	0.0
Total for Operational increase		906.4	0.0	0.0	0.0	906.4	0.0

Student Financial Aid

BU PCode Department
 95000 P506 000000

State of New Mexico

EB-3 Expansion Line Item Detail
 (Dollars in Thousands)

Graduate Scholarship Fund

Rank: 8

		2025-26 GF Sources	2025-26 OSF Sources	2025-26 ISF/IAT Sources	2025-26 FF Sources	2025-26 Total Request	2025-26 Exec Recommendation
547410	Grants To Public Schools&Univ	511.7	0.0	0.0	0.0	511.7	0.0
400	Other	511.7	0.0	0.0	0.0	511.7	0.0
Total for Graduate Scholarship Fund		511.7	0.0	0.0	0.0	511.7	0.0

Minority Doctoral Loan Repayment

Rank: 7

		2025-26 GF Sources	2025-26 OSF Sources	2025-26 ISF/IAT Sources	2025-26 FF Sources	2025-26 Total Request	2025-26 Exec Recommendation
547420	Grants -Higher Ed (in CAFR)	230.8	0.0	0.0	0.0	230.8	0.0
400	Other	230.8	0.0	0.0	0.0	230.8	0.0
Total for Minority Doctoral Loan Repayment		230.8	0.0	0.0	0.0	230.8	0.0

UNM Dental Residency Program

Rank: 10

		2025-26 GF Sources	2025-26 OSF Sources	2025-26 ISF/IAT Sources	2025-26 FF Sources	2025-26 Total Request	2025-26 Exec Recommendation
547420	Grants -Higher Ed (in CAFR)	500.0	0.0	0.0	0.0	500.0	0.0
400	Other	500.0	0.0	0.0	0.0	500.0	0.0
Total for UNM Dental Residency Program		500.0	0.0	0.0	0.0	500.0	0.0

WICHE Program

Rank: 10

		2025-26 GF Sources	2025-26 OSF Sources	2025-26 ISF/IAT Sources	2025-26 FF Sources	2025-26 Total Request	2025-26 Exec Recommendation
547410	Grants To Public Schools&Univ	200.0	0.0	0.0	0.0	200.0	0.0
400	Other	200.0	0.0	0.0	0.0	200.0	0.0
Total for WICHE Program		200.0	0.0	0.0	0.0	200.0	0.0

Agency Expansion Request Justification

New Mexico agencies making significant requests to expand agency budgets, other than workload changes, or for large special appropriations that appear to expand an agency's recurring budget are being asked to assess the proposals and report on their purpose, potential for success, and plans for implementation and accountability in accordance with the [Budget Guidelines of the New Mexico Legislative Finance Committee \(LFC\)](#) and LFC's [Legislating for Results Framework](#).

1 Program Premise

What public problem does this program seek to address? How will this program address the problem? Does the proposed program link to a goal in the agency's strategic plan?

What is the extent of the problem stated in numerical, geographic, and equity terms? What portion of the total need identified does this program seek to address?

2 Needs Assessment

3 Program Description

What specific activities in the program will achieve these expected program outcomes? What are costs per person or activity? Once the program is fully operational, what are the estimated ongoing annual costs?

Is the program based on evidence or research or a promising practice? Will it need formal evaluation?

4 Research and Evidence

5 Implementation Plan

What activities are needed to implement the program? How much will it cost? What is the timeline for each startup activity?

Will the program be implemented with equity and fidelity? Do you have a checklist of the program components need to achieve the impacts?

6 Fidelity Plan

7 Measurement and Evaluation

What specific outcomes are expected? What are key performance measures? How often will the program be measured and evaluated?

Agency and Expansion Request Information

Agency: New Mexico Higher Education Department

Short Title of Request: Higher Education Retention Fund for Student Success and Basic Needs

Point of contact for follow-up information:

Name: Gerald Hoehne

Title: Chief of Staff and Chief Financial Officer

Phone:505-476-8400

E-Mail:Gerald.hoehne@hed.nm.gov

Is the requested expansion solely the result of a workload change? No

If yes, no further information is needed. If no, please provide narrative responses addressing item below.

1. Program Premise

In this section, provide information describing the problem this funding is proposed to address.

- a. Why is this expansion needed and what problem or need it is attempting to address?

As an agency partnership with the University of New Mexico Basic Needs Project, the State of New Mexico surveyed over 15,000 students, faculty, and staff and revealed that 60 percent of students identified as food insecure and 63 percent reported housing insecurity, with nearly 20 percent of students being homeless in the last 12 months. Additionally, New Mexico’s overall statewide average retention rate in Academic Year 2021-2022 was 59 percent. To support higher education institutions in providing superior academic support and addressing student basic needs, the agency will adopt the Higher Education Retention Fund and a formula to incentivize increased retention rates at colleges and universities across New Mexico.

- b. How does this request differ from existing programming?

Although students receiving the Opportunity Scholarship are 8 percent more likely to stay in school or complete their degree, we are not seeing the translated across the board for other programs in New Mexico – financial aid or programmatic. Additionally, the higher education funding formula, also known as Instruction and General (I&G) funding, incentivizes completion of credit-bearing certificates to graduate degrees but does not address retention. The Higher Education Retention Fund would require higher performance for retention amongst all formula-funded higher education institutions for any of them to receive funding from the fund.


- c. How does the requested program fit into the agency’s strategic plan?

The strategic plan is in development; however, overall higher retention rates help fulfill the agency’s mission to provide access and support to high quality higher education programs to all New Mexicans.

- d. Has the agency developed a logic model describing the agency’s theory of change?

No

- e. If yes, please provide a copy of the logic model as a picture below or as an additional attachment with the form as part of the agency’s submission in BFM. If no, please contact your LFC or DFA analyst for assistance in developing a logic model.



Needs Assessment

In this section, provide specifics on the extent of the problem this proposal proposes to solve.

- f. What is the extent of the problem to be addressed?

New Mexico’s overall statewide average retention rate in Academic Year 2021-2022 for both the two-year and four-year sector was 59 percent. The Higher Education Retention Fund will incentivize higher education institutions to have better retention rates moving forward. This was accomplished for student completion in I&G funding and this is an opportunity to see if the same can be accomplished for student retention and persistence while addressing the needs of New Mexico students, such as food security, housing support, stronger academic advisement, etc.

- g. What is the total statewide need in numerical or geographic terms? If applicable, this may include a description and analysis of historically unserved or underserved populations.

New Mexico’s overall statewide average retention rate in Academic Year 2021-2022 for both the two-year and four-year sector was 59 percent – 65 percent at four-year universities and 53 percent at two-year colleges. Additionally, the State of New Mexico surveyed over 15,000 students, faculty, and staff and revealed that 60 percent of students identified as food insecure and 63 percent reported housing insecurity, with nearly 20 percent of students being homeless in the last 12 months.

- h. What percentage of the previously identified total statewide need does this request seek to address?

This is an opportunity for the State of New Mexico to witness better retention for full-time students across the board. Full-time, first-time enrollment at public higher education institutions in New Mexico in Fall 2023 was 63,497 students.

2. Program Description

In this section, provide information detailing activities, costs, and benefits of the proposal.

- a. How much is the agency's request for FY26 and from what source is the agency requesting additional funding?

The New Mexico Higher Education Department is requesting recurring funds in the amount of \$4,000,000 from the General Fund.

- b. Provide a list of specific activities that will be carried out if this request is granted.

If this request is granted, the New Mexico Higher Education Department will work with the New Mexico Department of Finance and Administration and the Legislative Finance Committee to develop a formula to distribute the funds.

- c. Provide a cost per unit for the funding (such as the cost per individual or cost per activity).

To be determined by the formula.

- d. If available and applicable, provide a benefit-to-cost ratio for this program (the total monetized benefits divided by total costs).

N/A

- e. Does the agency anticipate additional increases above the FY26 request will be needed in future years to continue to operate the program? If so, please describe these additional expenses and projections of future financial needs.

Not in the immediate future, however, if enrollment at higher education institutions increases, all parties may consider increasing the fund by an incremental percentage similar to the state's higher education funding formula.

3. Research and Evidence Categorization

In this section, provide information regarding the evidence and research supporting your request.

- a. As defined in [New Mexico's Accountability in Government Act](#), specify whether your program is evidence-based, research-based, a promising program or practice, or none of the above.

None

- b. Please provide any references or links to relevant research supporting your categorization. For example, sources may include published research or categorization provided by [clearinghouse databases](#).

N/A

- c. How will you evaluate the program to confirm your categorization?

Although we categorized this program as “None” in the classification above, the New Mexico Higher Education Department will easily be able to evaluate the fund to because we already collect and analyze data on retention, student enrollment, and student outcomes. Additionally, this is a student outcome-based fund and formula so only higher education institutions retaining students would be awarded.

4. Implementation Plan

In this section, describe all activities related to implementation of your proposal (What, when, where, who, and how) by addressing the following items:

- a. What are the training and startup requirements for the proposed program?

These will be minimal, because the agency already develops various funding methodologies each year with state funds via the Institutional Finance Division.

- b. Provide an estimated timeline for implementation of activities. Include planned benchmarks, milestones, and a target date for full implementation. If the request includes new FTE, provide your current vacancy rate and plan for recruitment.

The agency will that a methodology, formula, and funding is out the door at the beginning of the fiscal year. It is important to note that the New Mexico Higher Education Department already monitors programs for compliance in all domains as part of our responsibilities as an oversight agency.

5. Fidelity Plan

In this section, provide information regarding how you will ensure your proposal is delivered as intended.

- a. Describe key components critical to the success of your program.

We regularly monitor programs for compliance with policies and responsible use of funding in a variety of ways on an annual basis. These processes will continue as we monitor this fund for its appropriate use of the funding.

- b. Provide a checklist or specific process metrics you will use to ensure component parts are implemented, including equity if applicable.

The New Mexico Higher Education Department will easily be able to evaluate the fund to because we already collect and analyze data on retention, student enrollment, and student outcomes. Additionally, this is a student outcome-based fund and formula so only higher education institutions retaining students would be awarded based on the previously noted data metrics.

6. Measurement and Evaluation Plan

In this section, provide information about measuring outcomes and the impact of your proposal.

- a. What measurable outcome is the agency trying to achieve with the requested expansion?

Increased retention and overall student outcomes as it relates to higher education persistence and support

- b. Will the requested program affect any existing performance measures?

Yes

- i. If yes, which performance measures will be affected?

Student retention

- c. What program outputs will the agency measure?

Student outcomes as it relates to student retention

- d. What efficiency metrics will the agency monitor?

The New Mexico Higher Education Department collects and analyzes data on retention, student enrollment, and student outcomes.

- e. Does the agency have baseline data for the proposed measures?

Yes

- i. If yes, please provide baseline data.

New Mexico's overall statewide average retention rate in Academic Year 2021-2022 for both the two-year and four-year sector was 59 percent – 65 percent at four-year universities and 53 percent at two-year colleges.

- ii. If no, when and how does the agency anticipate collecting baseline data?

N/A

- f. How often will the agency collect and report on these performance metrics?

The Higher Education Department collects these performance metrics for the spring and fall semesters, and we collect annual outcomes once a year and report them annually.

- g. How do you plan to share the results of your program with the public and the Legislature?

In the New Mexico Higher Education Department's annual report.



**NEW MEXICO
HIGHER EDUCATION
DEPARTMENT**

Fostering Student Success from Cradle to Career

PURPOSE OF HEARING:

Retention and Graduation Data from New Mexico's Public Higher Education Institutions

PRESENTATION TO:

Legislative Finance
Committee

DATE:

Wednesday,
July 19, 2023

LOCATION:

San Juan College
Farmington, NM

PREPARED BY:

Stephanie M. Rodriguez
Cabinet Secretary

Mark Chisholm

*Director of Academic
Affairs & Policy*

Dina Advani

*Director of Research
& Planning*



COLLEGE RETENTION: PERSISTENCE OF STUDENTS IN HIGHER EDUCATION

Retention in a higher education setting is the process of keeping students enrolled in community colleges, universities, or other types of higher education institutions.

COLLEGE RETENTION RATES IN NEW MEXICO

Retention is an important part of higher education because it impacts graduation rates, which indicate how well a college or university is performing for its students.

Although retention was trending upwards over the past several years, the onset of the COVID-19 Pandemic had a significant impact on retention rates in New Mexico and across the nation. The largest decrease in retention was in the two-year college sector at five percent from Academic Year (AY) 2018-2019 to AY2019-2020, while the four-year college and university sector slightly increased retention in that same time period. The sharpest decline

in retention was in AY2019-2020 to AY2020-2021 across most sectors in the state, with the exception being the independent community colleges with a slight increase. However, the downward trend reversed for AY2021-2022.

The offset of the COVID-19 Pandemic and the momentum behind both the Opportunity and Lottery Scholarships likely contributed to increased retention from Fall 2021 to Fall 2022. Data is not yet available for Fall 2022 to Fall 2023, but state scholarships, like the Opportunity Scholarship, are anticipated to reduce financial hardship for many students, enabling

them to stay enrolled in our state's colleges and universities. Additionally, it is important to note that COVID-19 played a critical role in higher education in New Mexico in 2020 and 2021. Research on the impact of teaching modalities – remote, hybrid, and in-person learning – will be necessary to understand the impact of pandemic-era instruction on retention.

When comparing New Mexico to other states, it is important to remember that although our state is neighbors to Arizona, Colorado, and Texas, we are not necessarily peers. State with similar demographics in ethnic diversity, student socioeconomic profiles, and overall population size include Louisiana and Mississippi.

TWO-YEAR AND FOUR-YEAR COLLEGE RETENTION RATES IN NEW MEXICO

ACADEMIC YEAR (AY)	AY2017-18	AY2018-19	AY2019-20	AY2020-21	AY2021-22
Four-Year Colleges & Universities	65%	66%	67%	61%	65%
Two-Year Colleges	52%	54%	49%	50%	53%
Overall Statewide Average	59%	60%	58%	56%	59%

Four-year college and university data from the annual New Mexico Council of University Presidents Reports and two-year college data from eDEAR files submitted to the New Mexico Higher Education Department.

AVERAGE HIGHER EDUCATION RETENTION RATES BY PEER STATES

ACADEMIC YEAR (AY)	AY2017-18	AY2018-19	AY2019-20	AY2020-21	AY2021-22
New Mexico	59%	60%	58%	56%	59%
Louisiana	59%	60%	62%	62%	60%
Mississippi	66%	66%	68%	69%	67%



Retention data for Louisiana and Mississippi from the National Center for Education Statistics Integrated Postsecondary Education Data System (IPEDS).



COLLEGE GRADUATION: AWARDS AND DEGREE COMPLETION

Graduation rates track first-time, full-time, degree-seeking students to see if or when they graduate from a college or university. This is the same cohort used for computing retention rates. Full-time, or 100% of time, is defined as four years to complete a bachelor’s degree and two years for an associate degree or certificate. Often, the rate is calculated for 150% of expected time, which is six years for a bachelor’s degree and three years for an associate degree.

It is important to compare to institutions with similar student bodies and similar admission standards. For example, a university like the University of New Mexico has a very diverse student population, many students with Pell grants and many students who are first-generation college students in their families. Therefore, some students will take longer to graduate than students at a highly selective university with a less diverse student population and fewer students qualifying for Pell. Louisiana was chosen for a peer state analysis since this state also serves a high proportion of low-income and ethnically diverse students. While no other state perfectly matches New Mexico’s unique student population and mix of public and tribal institutions, comparing data with similar or “peer” states can help us better evaluate performance metrics while controlling for similar environmental factors.

**TWO-YEAR & FOUR-YEAR COLLEGE GRADUATION RATES
IN NEW MEXICO**

Institution Type	Two-Year Colleges			Four-Year Colleges	
ENTERING YEAR	2-YEAR	3-YEAR	4-YEAR	4-YEAR	6-YEAR
2012	10.3%	16.4%	20.2%	19.1%	36.2%
2013	14.0%	19.2%	24.5%	21.8%	36.7%
2014	16.3%	24.0%	28.3%	25.9%	39.6%
2015	17.5%	25.3%	29.3%	25.6%	39.0%
2016	17.0%	23.4%	29.6%	28.2%	39.6%
2017	19.8%	26.9%	30.8%	25.9%	--
2018	21.5%	28.8%	34.8%	28.1%	--
2019	18.4%	27.1%	--	--	--

Data from eDEAR “End-of-Semester” student files and degree files. Graduation in this data is defined as a certificate or degree of first-time, full-time entering freshman.

PEER STATE COMPARISON OF TWO-YEAR & FOUR-YEAR COLLEGE GRADUATION RATES

	2012	2013	2014	2015	2016	2017	2018	2019
NEW MEXICO								
2-YEAR	10.3%	14.0%	16.3%	17.5%	17.0%	19.8%	21.5%	18.4%
6-YEAR	36.2%	36.7%	39.6%	39.0%	39.6%	--	--	--
LOUISIANA								
2-YEAR	25.3%	20.3%	21.5%	23.4%	23.8%	26.0%	26.8%	--
6-YEAR	35.0%	36.3%	37.4%	39.0%	39.0%	39.0%	41.1%	--

Graduation data for Louisiana from the National Center for Education Statistics IPEDS.



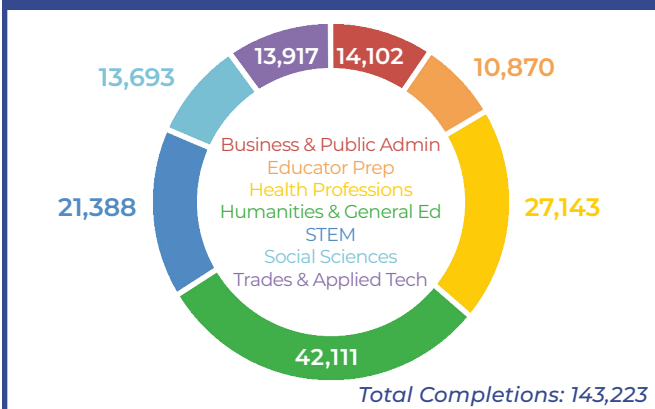
GRADUATION DATA AVERAGES BY HIGHER EDUCATION SECTOR

- TWO-YEAR SECTOR**
- Independent Community Colleges (2012-2019)
 - 2-Year: **19.8%**
 - 3-Year: **26.8%**
 - 4-Year: **29.8%**
 - 6-Year: **31.4%**
 - Branch Campuses (2012-2019)
 - 2-Year: **13.3%**
 - 3-Year: **21.1%**
 - 6-Year: **24.4%**
 - 8-Year: **25.3%**

- FOUR-YEAR SECTOR**
- Research Universities (2012-2018)
 - 4-Year: **30.0%**
 - 6-Year: **51.5%**
 - 8-Year: **54.8%**
 - Comprehensive Colleges (2012-2018)
 - 4-Year: **11.1%**
 - 6-Year: **21.1%**
 - 6-Year: **28.3%**
 - 8-Year: **29.0%**

CUMULATIVE DEGREE PRODUCTION

Academic Years 2018 to 2022



CUMULATIVE DEGREE PRODUCTION IN NEW MEXICO

From 2018 to 2022, 143,224 individuals have completed a postsecondary credential at a public higher education institution in New Mexico. Although the highest rate of completion is within the humanities at over 42,000 students, health professions surpass STEM degree production by 5,755.

Adding the two, STEM-H makes up for 34% of degree production in New Mexico. Other high-need fields - educator prep, trades and vocational education, and STEM-H - make up for over 50% of all completed credentials in New Mexico from 2018 to 2021.

GRADUATION: TWO-YEAR COLLEGES

The data shows that the two-year sectors have increased the percentage of students graduating 150% of time from 16.4% to 27.1% over the past eight years. The COVID-19 Pandemic may have had a small impact, as the rate for the Class of 2019 (2018 data) dropped slightly in 2019. The full impact of the pandemic will not be known until graduation data from AY2022-2023 is available. Oftentimes, many students at two-year colleges also take longer than 150% of time to graduate, hence why three-year and four-year data is tracked by the New Mexico Higher Education Department.

The graduation rates at the branch campuses are lower than the independent community colleges, although they have been increasing at a similar rate to the independent community college sector. This could be explained by the fact that many of these students transfer to the main campus before completing a degree. Both two-year community college sectors did see a slight decrease in graduation rates for the Class of 2019, likely due to delayed graduations during COVID-19 or the disruption of traditional instruction methods.

GRADUATION: FOUR-YEAR COLLEGES & UNIVERSITIES

The six-year (150%) graduation rates at the universities have not changed greatly over the past five years, but there was a three percent increase from around 36% to 39%. However, there has been a large increase in four-year (100%) graduation rates, from 19% to over 28%, meaning many students are completing sooner, which saves them significantly in total tuition and time spent.

As with retention rates, the graduation rates for the research university sector are higher than for the comprehensive college sector - a little over 50% compared to a little under 30%. Both sectors show a large increase in four-year graduation rates, 22% to almost 34% for the research universities and 8.0% to around 13% at the comprehensive colleges. Fortunately, this shows that students are completing sooner in New Mexico.

The four-year college and university graduation rates for New Mexico compared to Louisiana are a little lower, but this could be partially due to the different types of higher education institutions, such as generally smaller colleges and universities in addition to Historically Black Colleges and Universities (HBCUs). The research university sector graduation rates in New Mexico are higher than the rates in both Mississippi and Louisiana, while the comprehensive colleges, or regional schools, graduation rates are lower. Deeper analysis can help to further explain these differences once more appropriate peer groups and institutions are reviewed by the New Mexico Higher Education Department.





COLLEGE REMEDIATION RATES IN NEW MEXICO

Remedial courses ensure that a student can successfully pass required courses in the future and complete standard degree requirements to graduate. According to data submitted to the New Mexico Higher Education Department, New Mexico has experienced a decrease in remediation rates since AY2017-2018 by over 10% overall and in both the two-year and four-year sector.

College remediation is a supplementary education program assigned to certain students to assist them in achieving expected competencies in core academic subjects, such as mathematics, reading, and writing.



TWO-YEAR AND FOUR-YEAR COLLEGE REMEDIATION RATES IN NEW MEXICO


ACADEMIC YEAR (AY)	AY2017-18	AY2018-19	AY2019-20	AY2020-21	AY2021-22
Four-Year Colleges & Universities	36.7%	35.4%	28.0%	21.2%	25.0%
Two-Year Colleges	46.1%	45.1%	40.3%	37.0%	33.4%
Overall Statewide Average	42.5%	41.7%	37.2%	34.1%	31.4%

Data from eDEAR files. Remediation in this data is the percentage of first-time freshmen from New Mexico high schools who took at least one remedial course in their first fall or summer semester in college.

However, breaking down the data by race and ethnicity, there are clearly three groups that need more support in preparing for college and careers in New Mexico – Hispanic, Native American, and Black or African American students. Although remediation rates have decreased for all three populations, especially during this administration, by an average over 10% for all three groups combined, more support in college and career readiness is vital to help diverse groups of students succeed. Some examples of future investment and advocacy include building momentum and capacity for the New Mexico Public Education Department’s College and Career Readiness Bureau and the New Mexico Higher Education Department’s federally funded GEAR UP New Mexico (GUNM) program. GUNM provides college and career readiness programs and services to middle and high school students in seven districts across the state. Funded by the U.S. Department of Education, the program will invest \$31.4 million over seven years to help thousands of K-12 students and their families access higher education.

REMEDIATION RATE BY RACE & ETHNICITY IN NEW MEXICO

ACADEMIC YEAR (AY)	AY2017-18	AY2018-19	AY2019-20	AY2020-21	AY2021-22
Hispanic	47.2%	45.6%	41.8%	37.0%	32.2%
Native American	54.6%	53.4%	38.4%	36.7%	32.0%
Asian	28.8%	20.0%	24.2%	24.1%	25.0%
Black/African American	44.5%	50.0%	39.7%	41.2%	40.7%
Native Hawaiian	50.0%	50.0%	14.3%	20.0%	57.1%
White	26.0%	27.2%	23.2%	25.5%	29.5%
Two or More Races	36.2%	37.1%	23.2%	24.7%	23.0%
Unknown	37.1%	34.1%	43.6%	30.3%	28.6%
Non-Resident	43.8%	41.5%	26.7%	35.0%	28.0%



ADDRESSING COLLEGE REMEDIATION IN NEW MEXICO THROUGH CO-REQUISITES

Central New Mexico Community College, Northern New Mexico College, San Juan College, and Western New Mexico College are working in partnership with the University of New Mexico's Project ECHO and Complete College America, a national higher education organization, on a co-requisite project to implement a model that enrolls students in a general education credit-bearing course, such as English and mathematics, while supporting a basic and introductory skills course simultaneously. **In co-requisite remediation, students who have been assessed as not yet ready for college work receive extra help while they take a college-level general education course instead of receiving a traditional prerequisite developmental course in mathematics, reading, or writing.** According to Inside Higher Ed, there is extensive evidence of the effectiveness of co-requisite remediation in the United States showing higher course pass rates than traditional remedial courses.



Connect with us: @NMHigherEd



**NEW MEXICO
HIGHER EDUCATION
DEPARTMENT**

Fostering Student Success from Cradle to Career

Agency Expansion Request Justification

New Mexico agencies making significant requests to expand agency budgets, other than workload changes, or for large special appropriations that appear to expand an agency's recurring budget are being asked to assess the proposals and report on their purpose, potential for success, and plans for implementation and accountability in accordance with the [Budget Guidelines of the New Mexico Legislative Finance Committee \(LFC\)](#) and LFC's [Legislating for Results Framework](#).

1 Program Premise

What public problem does this program seek to address? How will this program address the problem? Does the proposed program link to a goal in the agency's strategic plan?

What is the extent of the problem stated in numerical, geographic, and equity terms? What portion of the total need identified does this program seek to address?

2 Needs Assessment

3 Program Description

What specific activities in the program will achieve these expected program outcomes? What are costs per person or activity? Once the program is fully operational, what are the estimated ongoing annual costs?

Is the program based on evidence or research or a promising practice? Will it need formal evaluation?

4 Research and Evidence

5 Implementation Plan

What activities are needed to implement the program? How much will it cost? What is the timeline for each startup activity?

Will the program be implemented with equity and fidelity? Do you have a checklist of the program components need to achieve the impacts?

6 Fidelity Plan

7 Measurement and Evaluation

What specific outcomes are expected? What are key performance measures? How often will the program be measured and evaluated?

Agency and Expansion Request Information

Agency: New Mexico Higher Education Department

Short Title of Request: Tribal Education Technical Assistance Centers

Point of contact for follow-up information:

Name: Nathan Moquino

Title: Indian Education Division Director, Tribal Liaison

Phone: 505-670-8450

E-Mail: Nathan.Moquino@hed.nm.gov

Is the requested expansion solely the result of a workload change? No

If yes, no further information is needed. If no, please provide narrative responses addressing item below.

1. Program Premise

In this section, provide information describing the problem this funding is proposed to address.

- a. Why is this expansion needed and what problem or need it is attempting to address?

In 2023, House Bill 280 was chaptered which establishes two Tribal Education Technical Assistance Centers. This legislation did not have a recurring appropriation in the language and funding for these centers is critical to the centers' operations and programs.

- b. How does this request differ from existing programming?

This request is unique in that they are the first centers to focus on supporting Indian Education from early childhood to higher education and ensures Tribal entities are able to spend their funds in a timely manner through technical support.


- c. How does the requested program fit into the agency's strategic plan?

An updated strategic plan is in progress, however, the agency is dedicated to supporting New Mexicans from cradle to career, and that extends to supporting entities in efficiently and effectively spending funds that provide impact for New Mexicans.

- d. Has the agency developed a logic model describing the agency's theory of change?

No

- e. If yes, please provide a copy of the logic model as a picture below or as an additional attachment with the form as part of the agency's submission in BFM. If no, please contact your LFC or DFA analyst for assistance in developing a logic model.



2. Needs Assessment

In this section, provide specifics on the extent of the problem this proposal proposes to solve.

- a. What is the extent of the problem to be addressed?

This request will address the need for recurring funding for a legislative mandate in House Bill 280. Each area of focus has been informed by Tribes, Nations, and Pueblos over time and related to Indian education across all sectors. Specifically, the centers will address and support:

- **Technical assistance to support Tribes, Nations, and Pueblos in spending state funds in a timely manner**
- **The development of culturally relevant and linguistically appropriate curriculum and instructional materials**
- **Career pathways for American Indian educators**
- **Professional development opportunities for licensed school employees and school administrators in culturally and linguistically relevant pedagogy**
- **Education policy developments and capacity building for tribal communities**
- **Collaboration with state education agencies on tribal-related programs to help agencies with outreach, recommend indigenous educators, scholars and professionals as consultants to tribal programs and participate in funding applications to support the technical assistance centers and other statewide indigenous education efforts**
- **Collaboration with institutions serving American Indian students, including school districts, charter schools, early childhood centers and programs, bureau of Indian education schools and public and tribal higher education institutions**
- **Additional responsibilities or duties related to American Indian education or vocational support determined by consultation among the various stakeholders.**

- b. What is the total statewide need in numerical or geographic terms? If applicable, this may include a description and analysis of historically unserved or underserved populations.

The need stems across the 23 Tribes, Nations, and Pueblos in New Mexico. The centers will provide services to every sovereign nation in New Mexico.

- c. What percentage of the previously identified total statewide need does this request seek to address?

This will support all Native American students living in Tribal communities and/or attending public schools throughout New Mexico.

3. Program Description

In this section, provide information detailing activities, costs, and benefits of the proposal.

- a. How much is the agency's request for FY26 and from what source is the agency requesting additional funding?

A recurring amount of \$2,250,000 from the state's General Fund.

- b. Provide a list of specific activities that will be carried out if this request is granted.

The Tribal Education Technical Assistance Centers will address and support:

- **Technical assistance to support Tribes, Nations, and Pueblos in spending state funds in a timely manner**
- **The development of culturally relevant and linguistically appropriate curriculum and instructional materials**
- **Career pathways for American Indian educators**
- **Professional development opportunities for licensed school employees and school administrators in culturally and linguistically relevant pedagogy**
- **Education policy developments and capacity building for tribal communities**
- **Collaboration with state education agencies on tribal-related programs to help agencies with outreach, recommend indigenous educators, scholars and professionals as consultants to tribal programs and participate in funding applications to support the technical assistance centers and other statewide indigenous education efforts**
- **Collaboration with institutions serving American Indian students, including school districts, charter schools, early childhood centers and programs, bureau of Indian education schools and public and tribal higher education institutions**
- **Additional responsibilities or duties related to American Indian education or vocational support determined by consultation among the various stakeholders.**

- c. Provide a cost per unit for the funding (such as the cost per individual or cost per activity).

Each center will receive \$1,000,000. The remaining \$250,000 will go towards agency support, such as operational and employee support due to the added duties and responsibilities.

- d. If available and applicable, provide a benefit-to-cost ratio for this program (the total monetized benefits divided by total costs).

N/A

- e. Does the agency anticipate additional increases above the FY26 request will be needed in future years to continue to operate the program? If so, please describe these additional expenses and projections of future financial needs.

There is a possibility. Due to the pilot nature of the Tribal Education Technical Assistance Centers, it is unknown at this time what additional expenses may arise. Considering inflation and the work performed by the centers, it's plausible that costs will increase.

4. Research and Evidence Categorization

In this section, provide information regarding the evidence and research supporting your request.

- a. As defined in [New Mexico's Accountability in Government Act](#), specify whether your program is evidence-based, research-based, a promising program or practice, or none of the above.

None

- b. Please provide any references or links to relevant research supporting your categorization. For example, sources may include published research or categorization provided by [clearinghouse databases](#).

N/A

- c. How will you evaluate the program to confirm your categorization?

N/A

5. Implementation Plan

In this section, describe all activities related to implementation of your proposal (What, when, where, who, and how) by addressing the following items:

- a. What are the training and startup requirements for the proposed program?

The New Mexico Higher Education Department published a request for proposals (RFP) and the awardees are established higher education institutions in New Mexico – the University of New Mexico and Navajo Technical University. These universities have the programs and faculty members to deploy the mission and work of the Tribal Education Technical Assistance Centers.

- b. Provide an estimated timeline for implementation of activities. Include planned benchmarks, milestones, and a target date for full implementation. If the request includes new FTE, provide your current vacancy rate and plan for recruitment.

Estimated timeline has multiple factors. The first step for these activities is the completion of the RFP, which has been achieved. Next is to begin contracting with the two entities selected. Ideally, this would take a month, and contracts would be fully executed by the end of September 2024. From there, the entities begin their work which is tied to House Bill 280. The duties and responsibilities here would be evaluated via the evaluation plan that has been provided by the two entities. As such, the agency will be working with the two entities for benchmarks, milestones and target dates.

6. Fidelity Plan

In this section, provide information regarding how you will ensure your proposal is delivered as intended.

- a. Describe key components critical to the success of your program.

The agency partnership with the two selected higher education institutions will be critical to elevate the centers and the work they accomplish for Native American students and Tribal communities.

- b. Provide a checklist or specific process metrics you will use to ensure component parts are implemented, including equity if applicable.

These will be established in the contracts with the awardees. Those negotiations are currently in progress.

7. Measurement and Evaluation Plan

In this section, provide information about measuring outcomes and the impact of your proposal.

a. What measurable outcome is the agency trying to achieve with the requested expansion?

- **Standing up two Tribal Education Technical Assistance Centers**
- **Complete expenditure of funds for FY25 and beyond**
- **Ensuring state funds are spent in a timely manner while providing sufficient support to Tribal entities to accomplish such a task**
- **Increasing the number of Native American educators**
- **Providing professional development opportunities for licensed school employees and school administrators in culturally and linguistically relevant pedagogy**

b. Will the requested program affect any existing performance measures?

No

i. If yes, which performance measures will be affected?

N/A

c. What program outputs will the agency measure?

The programming has yet to begin as contracts are being developed. However, the agency can provide an update following contract execution.

d. What efficiency metrics will the agency monitor?

N/A

e. Does the agency have baseline data for the proposed measures?

No

i. If yes, please provide baseline data.

N/A

ii. If no, when and how does the agency anticipate collecting baseline data?

The agency will work with the two centers on data collection regarding program outcomes, efficiency, and meeting goals. Because these centers will be the first of their kind, data collection will take some time. However, annual reporting will be required by the centers and this is anticipated to be ready by next summer.

f. How often will the agency collect and report on these performance metrics?

Annually

g. How do you plan to share the results of your program with the public and the Legislature?

The agency will provide an annual report on the work and progress made by the centers.



HB 280 – American Indian Education Technical Assistance Centers **Sponsors: Representative Derrick J. Lente and Senator Benny Shendo, Jr.**

Summary

House Bill 280 - American Indian Education Technical Assistance Centers will establish two Tribal education technical assistance centers to serve Tribes, Nations, and Pueblos in geographically diverse areas of the state. The centers will work in partnership with Tribal governments, education agencies, schools, and state agencies to develop culturally-relevant instructional materials, enhance Indigenous language instruction, support Indigenous teacher training and policy recommendations, among other benefits.

Budget

Executive Recommendation: \$2.25 million

Purpose

New Mexico education agencies under Gov. Michelle Lujan Grisham strive to consistently work in partnership with Tribal leadership, educators, and advocates to prioritize Native American education and close institutional performance gaps. Efforts include increased funding for the Indian Education Act, Tribal colleges, Indigenous education endowments, and more. Tribal communities have tremendous potential to optimize the resources they receive; however, due to the lack of adequate infrastructure, they are often unable to do so. Establishing two Native American Education Technical Assistance Centers will provide educators with the technical support they need to develop and implement high-quality and culturally relevant instruction for the benefit of Indigenous students, educators, and communities statewide.

The centers will focus on and help sustain Indigenous values, languages, educational practices, and culture. Efforts at the centers will center on the development of culturally-relevant instructional materials by Native American faculty, educational professionals, and Tribal experts who bring lived cultural experience. The centers will also provide professional development for teachers and administrators; support the recruitment of Indigenous educators and the development of an Indigenous teacher education workforce; and assist with the development of policy proposals and fundraising efforts benefitting Native American students. Any institution serving Native American students would be eligible for assistance through the centers, including school districts, charter schools, early childhood centers, colleges and universities, and Bureau of Indian Education schools.

Facts and Stats

- Percent of New Mexico residents identifying as Native American: 11%
- Number of sovereign Native American Tribes, Nations, and Pueblos in New Mexico: 23
- Number of Native American early childhood education and child care center participants: 7,090
- Number of Native American students in K-12 schools: 47,463
- Number of Native American college and university students: 10,084



January 26, 2024

Office of the Governor
490 Old Santa Fe Trail, Room 400
Santa Fe, NM 87501

Re: Tribal Education Technical Assistance Centers RFP Update

Background

The New Mexico Higher Education Department (NMHED) opened a request for proposals (RFP) for two Tribal Education Technical Assistance Centers on September 29, 2023 with a close date of November 16, 2023. The development of this RFP was a shared process between the agency, agency partners such as the New Mexico Public Education Department (NMPED), New Mexico Early Childhood Education and Care Department (ECECD), New Mexico Indian Affairs Department (NMIAD) and Tribal input and feedback per statutory requirements.

Upon closure of this RFP, only one proposal was accepted as a complete proposal and the other was disqualified as they did not meet the deadline for submission. The submitted proposal in this first cycle was never reviewed.

The requirements of House Bill 280 state that two centers are to be established. By only having one accepted proposal, it was in the agency's best interest to cancel this RFP and reopen it to meet the requirements of House Bill 280 as two centers are to be established. As such, the RFP was cancelled on November 24, 2023 (notice published in the Albuquerque Journal and Santa Fe New Mexican). The RFP was reopened December 1, 2023 with a closure date of December 22, 2023. By the closure date, two proposals were submitted and received as complete proposals.

Evaluation Committee

Per procurement guidelines, prior to serving on any evaluation committee, a Code of Conduct and Confidentiality form must be signed. The issuing agency of the RFP has the discretion of who could serve on this committee.

For this RFP, membership was intended to have representation of the Tribes, Nations and Pueblos in New Mexico. In July 2023, NMHED received an All Pueblo Council of Governor's Resolution nominating Former Governor Mark Mitchell to serve on the evaluation committee as the representative of the Pueblos. NMHED's Indian Education Division (IED) sent letters to the Navajo Nation Eastern Agency,



Jicarilla Apache Nation and Mescalero Apache Nation leadership requesting nominations to serve on this committee. Letters were sent via email on November 2, 2023 (to Jicarilla Apache, Mescalero Apache Leadership Offices) and November 9, 2023 (to the Navajo Nation Eastern Agency Council). Follow up was sent December 8, 2023 (to Mescalero Apache Tribe and Jicarilla Apache Nation) and December 11, 2023 (to the Navajo Nation).

While there was correspondence from the Navajo Nation, it came at a time later than anticipated with no nominee identified. Mescalero Apache Tribe did identify an individual to serve on the committee, but the agency did not receive a signed Code of Conduct and Confidentiality form.

IED shared an invitation to Jicarilla Apache's Tribal Education office to serve on the committee. IED also contacted NMPED and ECECD's Indian Education Department's to invite the Assistant Secretaries of Indian Education and Native American Early Childhood Education and Care respectively. NMIAD also contributed to the development of this committee by naming one of their team members to sit on the committee.

Due to the pressing nature of the timeline of the RFP, evaluations could not be stalled any longer and the committee was formed to evaluate the proposals.

Membership of the evaluation committee is comprised of the following:

Nathan Moquino – Indian Education Director, San Felipe and Santo Domingo Pueblo, NMHED
KatieAnn Juanico – Assistant Secretary, Acoma Pueblo, NMPED
Cotillion Sneddy – Assistant Secretary, Navajo Nation, ECECD
Kalee Salazar – Administrative/Operations Manager, Santa Ana and Taos Pueblo, NMIAD
Mark Mitchell – Former Governor, Pueblo of Tesuque
Tammy Salazar – Jicarilla Apache Nation, Education Department Director

Status

On January 22, 2024, an evaluation committee meeting was held to discuss the proposals and score each set of mandatory specifications in the proposals collectively. Final collective scores are being tallied and will be ready next week.

Should this process go under any timeline shifts, the concern moves to funding for the TACs that may revert at the end of FY24. This funding was transferred from NMIAD to NMHED following execution of an MOU. Budget for this was posted late December 2023 and must be expended by end of FY24.

Thank you for all your support on this initiative. This is a momentous time where collectively developed policy and collective actions will take form in the soon to be established Tribal Education Technical Assistance Centers.

**NEW MEXICO
HIGHER EDUCATION
DEPARTMENT**

Fostering Student Success from Cradle to Career



Michelle Lujan Grisham, Governor
Stephanie M. Rodriguez, Cabinet Secretary
Patricia Trujillo, Deputy Secretary

Sincerely,

A handwritten signature in black ink, appearing to read "Nathan Moquino". The signature is fluid and cursive, with the first name being more prominent.

Nathan Moquino
Indian Education Division Director, NMHED



Tribal Education Technical Assistance Centers

NEW MEXICO
HIGHER EDUCATION
DEPARTMENT



Fostering Student Success from Cradle to Career

NATIVE AMERICAN EDUCATION AT A GLANCE



23

Tribal communities wholly or partially in the State of New Mexico



29

Minority-Serving Institutions (MSIs) - meaning colleges & universities - in New Mexico



4

Tribal colleges in New Mexico: Albuquerque, Crownpoint, Santa Fe, & Shiprock



7,090

Native American children participating in early childhood education or child care programs



47,463

Native American students enrolled in the K-12 system across New Mexico



13,433

Native American students served by colleges, universities, & adult education programs

About House Bill 280

Tribal Education Technical Assistance Centers

- At the 2022 Semi-Annual Government-to-Government Indian Education Summit, Governor Michelle Lujan Grisham and the three education agencies announced that they will pursue legislation in 2023 to establish two Tribal Education Technical Assistance Centers in New Mexico.
- The Tribal Education Technical Assistance Centers will focus on supporting Tribal entities, such as Tribal Education Departments (TEDs) and leaders in addition to providing assistance to Local Education Agencies (LEAs) and Tribal colleges.
- Activities will include many of the things that Tribal leaders have expressed as vital, such as:
 1. Promoting Indigenous values, languages, and cultures
 2. Capacity building for programs and capital projects
 3. Developing education policy
 4. Developing culturally relevant curricula and materials

Scope of Work

Developed by stakeholders
(Tribes, Nations and Pueblos)

Guided by House Bill 280

Detailed narrative proposing
framework for center

Informed by Tribal Remedy
Framework

TAC Updates

RFP originally issued September 29, 2023

Received one application

- This would not fulfill statutory requirements of HB 280 to establish two TACs via an RFP process

Agency's best interest was to cancel and reissue RFP with statutory requirements in mind

- The RFP will be reissued December 1, 2023

Evaluation committee members will be comprised of representatives from New Mexico's Tribes, Nations and Pueblos

- Requested nominations from Tribes, Nations and Pueblos

RFP Timeline

**Application
Deadline**

TBA

**Application
Review**

TBD

**Award
Notifications
Issued**

TBD

IAC Committee Requests

Committee support for Higher Education Department budget during session

- \$2.25 million for TACs, recurring

Committee support of agency staffing requests

Continued support of Indian Education improvements statewide

Contact Information

Acting Cabinet Secretary
Patricia Trujillo, PhD

- Telephone: (505) 670-5136
- Email:
Patricia.Trujillo@hed.nm.gov

Tribal Liaison, Indian
Education Division
Director: Nathan Moquino

- Phone: (505) 670-8450
- Email:
Nathan.Moquino@hed.nm.gov

NEW MEXICO
HIGHER EDUCATION
DEPARTMENT



Fostering Student Success from Cradle to Career

Agency Expansion Request Justification

New Mexico agencies making significant requests to expand agency budgets, other than workload changes, or for large special appropriations that appear to expand an agency's recurring budget are being asked to assess the proposals and report on their purpose, potential for success, and plans for implementation and accountability in accordance with the [Budget Guidelines of the New Mexico Legislative Finance Committee \(LFC\)](#) and LFC's [Legislating for Results Framework](#).

1 Program Premise

What public problem does this program seek to address? How will this program address the problem? Does the proposed program link to a goal in the agency's strategic plan?

What is the extent of the problem stated in numerical, geographic, and equity terms? What portion of the total need identified does this program seek to address?

2 Needs Assessment

3 Program Description

What specific activities in the program will achieve these expected program outcomes? What are costs per person or activity? Once the program is fully operational, what are the estimated ongoing annual costs?

Is the program based on evidence or research or a promising practice? Will it need formal evaluation?

4 Research and Evidence

5 Implementation Plan

What activities are needed to implement the program? How much will it cost? What is the timeline for each startup activity?

Will the program be implemented with equity and fidelity? Do you have a checklist of the program components need to achieve the impacts?

6 Fidelity Plan

7 Measurement and Evaluation

What specific outcomes are expected? What are key performance measures? How often will the program be measured and evaluated?

Agency and Expansion Request Information

Agency: New Mexico Higher Education Department

Short Title of Request: Increased Adult Education Funding for Increased Enrollment

Point of contact for follow-up information:

Name: Amber Gallup

Title: Director, Adult Education Division

Phone: (505) 231-7490

E-Mail: amber.gallup@hed.nm.gov

Is the requested expansion solely the result of a workload change? No

If yes, no further information is needed. If no, please provide narrative responses addressing item below.

1. Program Premise

In this section, provide information describing the problem this funding is proposed to address.

- a. Why is this expansion needed and what problem or need it is attempting to address?

Adult education outcomes have improved in all indicators in the last three years. For the first time in its history, adult education in New Mexico now ranks among the top 25 programs in the entire nation for learning outcomes, also known as Measurable Skills Gains. Enrollment has also increased in the last three years, reaching 12,166 in Fiscal Year (FY) 2024. This is a 12 percent increase from FY23. In a state that is 50th in adult literacy and 47th in high school diploma (HSD) and high school equivalency (HSE) attainment, this is good news. However, with these improved services and increased enrollment, teacher hiring and retention is becoming a problem. Adult education educators did not benefit from recent improvements in teacher pay statewide in the K-12 systems. Many left the field to work in this better-paid system. In FY23, the average hourly wage for an adult education teacher was \$19 per hour. Skilled teachers who will work for this wage have been difficult to find and retain. This expansion seeks to address this concern and maintain our upward enrollment trajectory.

- b. How does this request differ from existing programming?

This request will continue to enhance the state’s existing programming but allow programs to recruit and retain new teachers to boost enrollment.


- c. How does the requested program fit into the agency’s strategic plan?

The strategic plan is in development. This helps fulfill the agency’s mission to provide access to high quality adult education services to all New Mexicans in need.

- d. Has the agency developed a logic model describing the agency’s theory of change?

No

- e. If yes, please provide a copy of the logic model as a picture below or as an additional attachment with the form as part of the agency’s submission in BFM. If no, please contact your LFC or DFA analyst for assistance in developing a logic model.



Needs Assessment

In this section, provide specifics on the extent of the problem this proposal proposes to solve.

- f. What is the extent of the problem to be addressed?

The problem is extensive. Adult education student enrollment in New Mexico has been increasing by between 12 percent to 15 percent each year. At the same time, the total number of instructors in adult education has been steadily decreasing due to low pay, low status, and other factors. In 2018, there were 465 adult education instructors and in 2023 there were 348. If this trend continues, student per teacher ratio will increase catastrophically by FY26. In order to continue to provide quality services past FY24, a 10 percent per year teacher increase is necessary.

- g. What is the total statewide need in numerical or geographic terms? If applicable, this may include a description and analysis of historically unserved or underserved populations.

There are 350,000 people in need of adult education services in New Mexico. In FY24, we served 12,128 people, or 3.5 percent of the need.

- h. What percentage of the previously identified total statewide need does this request seek to address?

From a statistical perspective, enrollment will grow slowly and steadily over the next few years if we continue apace with our efforts. This increase in funding and the associated hiring of new teachers and retention of existing teachers that we estimate would allow adult education to serve 4 percent of the need after one year and over 5 percent of the need after 3 years.

2. Program Description

In this section, provide information detailing activities, costs, and benefits of the proposal.

- a. How much is the agency's request for FY26 and from what source is the agency requesting additional funding?

We are requesting an additional, recurring \$3M from General Fund (raising the total allocation from General Fund to \$9,828,000).

- b. Provide a list of specific activities that will be carried out if this request is granted.

If this request is granted, we will improve teacher pay and recruit new teachers system-wide, thereby increasing enrollment in Adult Education. Given that FY 25 is a grant competition year, we may also be able to fund new programs, further increasing services and enrollment.

- c. Provide a cost per unit for the funding (such as the cost per individual or cost per activity).

Hourly salaries per teacher vary from institution to institution and cost of living varies across the state. We are seeking salaries and hourly wages that at least match or approach the pay for K-12 teachers in each county.

- d. If available and applicable, provide a benefit-to-cost ratio for this program (the total monetized benefits divided by total costs).

Improving teacher pay and recruiting new teachers benefits the state by generating a more educated population. The state currently spends about \$553 per adult education student, but a New Mexican with an HSD or HSE earns \$6,465 more per year, which benefits the state in income tax revenue.

- e. Does the agency anticipate additional increases above the FY26 request will be needed in future years to continue to operate the program? If so, please describe these additional expenses and projections of future financial needs.

Not in the near future. As enrollment continues to rise and we serve more of the need in the state, additional funds may be requested, but we have calculated that the \$3M in additional funds will be sufficient for the purposes over the next few years.

3. Research and Evidence Categorization

In this section, provide information regarding the evidence and research supporting your request.

- a. As defined in [New Mexico's Accountability in Government Act](#), specify whether your program is evidence-based, research-based, a promising program or practice, or none of the above.

Evidence-Based

- b. Please provide any references or links to relevant research supporting your categorization. For example, sources may include published research or categorization provided by [clearinghouse databases](#).

There is a large body of educational research showing that high student-to-teacher ratios negatively affect quality of educational services and student outcomes. Economic theory and research tells us that workers, including teachers, will seek the highest possible salary for their labor that the market can offer.

- c. How will you evaluate the program to confirm your categorization?

We will easily be able to evaluate our program to confirm this categorization because we already collect and analyze data on teacher salary, retention, student enrollment, student outcomes, and student retention.

4. Implementation Plan

In this section, describe all activities related to implementation of your proposal (What, when, where, who, and how) by addressing the following items:

- a. What are the training and startup requirements for the proposed program?

These will be minimal, because our programs are already funded and have hiring and retention processes in place. The startup time required will be in raising pay rates at the institutions and programs and going through the hiring and onboarding process for additional teachers.

- b. Provide an estimated timeline for implementation of activities. Include planned benchmarks, milestones, and a target date for full implementation. If the request includes new FTE, provide your current vacancy rate and plan for recruitment.

The Adult Education Division will take about two months to establish the priorities for the funding use and distribute the funding to programs statewide. We already monitor programs for compliance in all domains as part of our responsibilities as an oversight agency.

5. Fidelity Plan

In this section, provide information regarding how you will ensure your proposal is delivered as intended.

- a. Describe key components critical to the success of your program.

We regularly monitor programs for compliance with policies and responsible use of funding in a variety of ways on a monthly and annual basis. These processes will continue as we monitor programs for their appropriate use of the funding. We may also need to discuss salary rates for adult education teachers with the administrators of community colleges and branch campuses.

- b. Provide a checklist or specific process metrics you will use to ensure component parts are implemented, including equity if applicable.

We already collect and analyze metrics on student outcomes, student-to-teacher ratios, student enrollment and retention, teacher enrollment and retention, pay rates in all locations, pay rates in the K-12 system in each county and how our pay rates compare to these.

6. Measurement and Evaluation Plan

In this section, provide information about measuring outcomes and the impact of your proposal.

- a. What measurable outcome is the agency trying to achieve with the requested expansion?

Increased enrollment, increased teacher retention, lower teacher-to-student ratio, and improved student outcomes

- b. Will the requested program affect any existing performance measures?

Yes

- i. If yes, which performance measures will be affected?

Enrollment, measurable skills gains, credential attainment, and teacher retention

- c. What program outputs will the agency measure?

Student outcomes

- d. What efficiency metrics will the agency monitor?

We will monitor equity in teacher pay across the state.

- e. Does the agency have baseline data for the proposed measures?

Yes

- i. If yes, please provide baseline data.

We have extensive baseline data on adult education outcomes. We already know that there are about 350,000 people in need of adult education services in New Mexico. In FY24, we served 3.5 percent of this need. New Mexico is 47th nationally in number of adults with a high school diploma or equivalence and nearly 10 percent of New Mexico adults have limited English proficiency.

- ii. If no, when and how does the agency anticipate collecting baseline data?

N/A

- f. How often will the agency collect and report on these performance metrics?

The Adult Education Division collects these performance metrics on an ongoing basis, and we collect annual outcomes once a year and report them annually. We are capable of reporting quarterly on our outcomes if requested.

- g. How do you plan to share the results of your program with the public and the Legislature?

The Adult Education Division's outcomes are in the New Mexico Higher Education Department's annual report and in our reports to the U.S. Department of Education.

Agency Expansion Request Justification

New Mexico agencies making significant requests to expand agency budgets, other than workload changes, or for large special appropriations that appear to expand an agency's recurring budget are being asked to assess the proposals and report on their purpose, potential for success, and plans for implementation and accountability in accordance with the [Budget Guidelines of the New Mexico Legislative Finance Committee \(LFC\)](#) and LFC's [Legislating for Results Framework](#).

1 Program Premise

What public problem does this program seek to address? How will this program address the problem? Does the proposed program link to a goal in the agency's strategic plan?

What is the extent of the problem stated in numerical, geographic, and equity terms? What portion of the total need identified does this program seek to address?

2 Needs Assessment

3 Program Description

What specific activities in the program will achieve these expected program outcomes? What are costs per person or activity? Once the program is fully operational, what are the estimated ongoing annual costs?

Is the program based on evidence or research or a promising practice? Will it need formal evaluation?

4 Research and Evidence

5 Implementation Plan

What activities are needed to implement the program? How much will it cost? What is the timeline for each startup activity?

Will the program be implemented with equity and fidelity? Do you have a checklist of the program components need to achieve the impacts?

6 Fidelity Plan

7 Measurement and Evaluation

What specific outcomes are expected? What are key performance measures? How often will the program be measured and evaluated?

Agency and Expansion Request Information

Agency: New Mexico Higher Education Department

Short Title of Request: Increased Funding to Address the Adult Literacy Crisis in New Mexico

Point of contact for follow-up information:

Name: Amber Gallup

Title: Director, Adult Education Division, NMHED

Phone:(505) 231-7490

E-Mail:amber.gallup@hed.nm.gov

Is the requested expansion solely the result of a workload change? No

If yes, no further information is needed. If no, please provide narrative responses addressing item below.

1. Program Premise

In this section, provide information describing the problem this funding is proposed to address.

- a. Why is this expansion needed and what problem or need it is attempting to address?

The adult literacy system in New Mexico has long been underfunded. Currently, 18 adult literacy programs are funded with only \$750,000 annually. This leads to a situation in which programs struggle to pay staff, teachers are largely untrained volunteers, and service quality can be poor in some places. At the same time, the need is high. This expansion would allow the New Mexico Higher Education Department to better fund existing programs and require proper training for teachers and tutors; fund more programs to provide better coverage in the state, including family literacy programs; and increase enrollment in adult literacy.

- b. How does this request differ from existing programming?

This would expand existing programming, allowing the agency to better fund existing programs and also establish new programs in the extensive “literacy deserts” that exists in rural parts of New Mexico; that is, vast areas where no adult education nor adult literacy services are offered.


- c. How does the requested program fit into the agency’s strategic plan?

The strategic plan is in development. This helps fulfill the agency’s mission to provide access to high quality adult education, adult literacy, and family literacy services to all New Mexicans in need.

- d. Has the agency developed a logic model describing the agency’s theory of change?

No

- e. If yes, please provide a copy of the logic model as a picture below or as an additional attachment with the form as part of the agency’s submission in BFM. If no, please contact your LFC or DFA analyst for assistance in developing a logic model.



2. Needs Assessment

In this section, provide specifics on the extent of the problem this proposal proposes to solve.

- a. What is the extent of the problem to be addressed?

New Mexico currently ranks 50th in the nation for adult literacy. This can accurately be described as a statewide crisis. There are 160,000 adults with very low literacy levels in the state and the adult literacy system services approximately only 1 percent of the current need. It is important to note that the literacy level of children, also a source of grave concern in New Mexico, is most correlated with the literacy levels of their caregivers.

- b. What is the total statewide need in numerical or geographic terms? If applicable, this may include a description and analysis of historically unserved or underserved populations.

There are 160,000 people in need of adult literacy services in New Mexico. We rank 50th in adult literacy nationally. The majority of the people in need belong to historically marginalized communities, including Native American communities.

- c. What percentage of the previously identified total statewide need does this request seek to address?

From a statistical perspective, enrollment will grow slowly and steadily over the next few years if we continue apace with our efforts. We currently serve approximately only 1 percent of the need. If we receive this funding and are able to implement these changes as a result, we anticipate that we will serve a little over 1 percent of the need after one year and at least 2% of the need after three years.

3. Program Description

In this section, provide information detailing activities, costs, and benefits of the proposal.

- a. How much is the agency's request for FY26 and from what source is the agency requesting additional funding?

We are requesting an additional, recurring \$1.25 million from General Fund (raising the total allocation to \$2 million).

- b. Provide a list of specific activities that will be carried out if this request is granted.

We will better fund existing programs, allowing them to pay staff, purchase materials, and train teachers; we will fund new programs through a new competition, in order to decrease literacy deserts statewide; and we will increase enrollment statewide.

- c. Provide a cost per unit for the funding (such as the cost per individual or cost per activity).

We currently spend \$530 per adult literacy student in New Mexico.

- d. If available and applicable, provide a benefit-to-cost ratio for this program (the total monetized benefits divided by total costs).

Improving program quality and increasing enrollment will benefit the state by generating a more educated population. The state currently spends about \$530 per adult literacy student, but a New Mexican with an high school diploma or its equivalent earns \$6,465 more per year, which benefits the state in income tax revenue.

- e. Does the agency anticipate additional increases above the FY26 request will be needed in future years to continue to operate the program? If so, please describe these additional expenses and projections of future financial needs.

Not in the near future. As enrollment continues to rise and we serve more of the need in the state, additional funds may be requested, but we have calculated that the additional \$1.25 million in additional funds will be sufficient for the purposes over the next few years.

4. Research and Evidence Categorization

In this section, provide information regarding the evidence and research supporting your request.

- a. As defined in [New Mexico's Accountability in Government Act](#), specify whether your program is evidence-based, research-based, a promising program or practice, or none of the above.

Evidence-Based

- b. Please provide any references or links to relevant research supporting your categorization. For example, sources may include published research or categorization provided by [clearinghouse databases](#).

There is a large body of educational research showing that poorly trained, unpaid teachers can negatively affect quality of educational services and student outcomes. When availability of service, access to services, and service quality all increase, enrollment increases and student outcomes are enhanced.

- c. How will you evaluate the program to confirm your categorization?

We will easily be able to evaluate our program to confirm this categorization because we already collect and analyze data on adult literacy student outcomes, program staffing, need for services by county, and other relevant metrics.

5. Implementation Plan

In this section, describe all activities related to implementation of your proposal (What, when, where, who, and how) by addressing the following items:

- a. What are the training and startup requirements for the proposed program?

These will largely be minimal, because our programs are already funded and have hiring and retention processes in place. The startup time required will be in raising pay rates at the programs and going through the hiring and onboarding process for additional tutors and teachers, as well as establishing requirements for professional development. The selection process for new programs will be more extensive, as we will need to go through an entire Request for Applications process that will take a minimum of four months.

- b. Provide an estimated timeline for implementation of activities. Include planned benchmarks, milestones, and a target date for full implementation. If the request includes new FTE, provide your current vacancy rate and plan for recruitment.

The Adult Education Division will take about two months to establish the priorities for the funding use and distribute the funding to programs statewide. We already monitor programs for compliance in all domains as part of our responsibilities as an oversight agency. The process of establishing a new Request for Applications for new programs will take approximately four months and will start as soon as the new funding is received.

6. Fidelity Plan

In this section, provide information regarding how you will ensure your proposal is delivered as intended.

- a. Describe key components critical to the success of your program.

We regularly monitor programs for compliance with policies and responsible use of funding in a variety of ways on a monthly and annual basis. These processes will continue as we monitor programs for their appropriate use of the funding. We will need to establish a policy for tutors' and teachers' professional development requirements.

- b. Provide a checklist or specific process metrics you will use to ensure component parts are implemented, including equity if applicable.

We already collect and analyze metrics on student outcomes, student-to-teacher ratio, student enrollment and retention, teacher and tutor enrollment and retention, and services available by county.

7. Measurement and Evaluation Plan

In this section, provide information about measuring outcomes and the impact of your proposal.

- a. What measurable outcome is the agency trying to achieve with the requested expansion?

Increased enrollment in adult literacy programs.

- b. Will the requested program affect any existing performance measures?

Yes

- i. If yes, which performance measures will be affected?

Enrollment, literacy goals set and met

- c. What program outputs will the agency measure?

Student outcomes

- d. What efficiency metrics will the agency monitor?

We will monitor the number of students served in each program, as well as the need in the geographical area, and compare these to the amount of funding they receive. We will also monitor student outcomes in each program relative to the funding they receive.

- e. Does the agency have baseline data for the proposed measures?

Yes

- i. If yes, please provide baseline data.

There are 160,000 people in need of adult literacy services in New Mexico; we rank 50th nationally in this metric. We currently serve approximately one percent of the need and spend about \$540 per person statewide.

- ii. If no, when and how does the agency anticipate collecting baseline data?

N/A

- f. How often will the agency collect and report on these performance metrics?

We collect these performance metrics on an ongoing basis and at least monthly. We collect annual outcomes once a year and report them annually. We are capable of reporting quarterly on our outcomes if requested.

- g. How do you plan to share the results of your program with the public and the Legislature?

We report our outcomes in the New Mexico Higher Education Department's annual report.

Agency Expansion Request Justification

New Mexico agencies making significant requests to expand agency budgets, other than workload changes, or for large special appropriations that appear to expand an agency's recurring budget are being asked to assess the proposals and report on their purpose, potential for success, and plans for implementation and accountability in accordance with the [Budget Guidelines of the New Mexico Legislative Finance Committee \(LFC\)](#) and LFC's [Legislating for Results Framework](#).

1 Program Premise

What public problem does this program seek to address? How will this program address the problem? Does the proposed program link to a goal in the agency's strategic plan?

What is the extent of the problem stated in numerical, geographic, and equity terms? What portion of the total need identified does this program seek to address?

2 Needs Assessment

3 Program Description

What specific activities in the program will achieve these expected program outcomes? What are costs per person or activity? Once the program is fully operational, what are the estimated ongoing annual costs?

Is the program based on evidence or research or a promising practice? Will it need formal evaluation?

4 Research and Evidence

5 Implementation Plan

What activities are needed to implement the program? How much will it cost? What is the timeline for each startup activity?

Will the program be implemented with equity and fidelity? Do you have a checklist of the program components need to achieve the impacts?

6 Fidelity Plan

7 Measurement and Evaluation

What specific outcomes are expected? What are key performance measures? How often will the program be measured and evaluated?

Agency and Expansion Request Information

Agency: New Mexico Higher Education Department

Short Title of Request: Free High School Equivalency Tests for All New Mexicans

Point of contact for follow-up information:

Name: Amber Gallup

Title: Adult Education Director

Phone:(505) 231-7490

E-mail:amber.gallup@hed.nm.gov

Is the requested expansion solely the result of a workload change? No

If yes, no further information is needed. If no, please provide narrative responses addressing item below.

1. Program Premise

In this section, provide information describing the problem this funding is proposed to address.

- a. Why is this expansion needed and what problem or need it is attempting to address?

New Mexico ranks 47th in the nation for adults without a high school diploma (HSD) or equivalent (HSE), with over 13 percent of adults aged 25 or older lacking this credential, which is critical in achieving family-sustaining wages. The cost of HSE exams (\$145.00) is a major barrier for low-income adults, preventing them from obtaining this crucial certification. Making all HSE tests free for NM residents, as has been done in Massachusetts, Connecticut, Maryland, and Maine. Another problem is that there are very few HSE testing centers in New Mexico, so that people experience long waits and often have to travel great distances for their tests, which is a key barrier to test completion for low-income New Mexicans with transportation insecurity.

- b. How does this request differ from existing programming?

Currently, there is no recurring funding source for the HSE system in New Mexico. This expansion would create a recurring funding source.


- c. How does the requested program fit into the agency’s strategic plan?

The strategic plan is in development. This helps fulfill the agency’s mission to provide tuition-free education to New Mexicans and access to educational opportunities, regardless of a learner’s age or life circumstances.

- d. Has the agency developed a logic model describing the agency’s theory of change?

No

- e. If yes, please provide a copy of the logic model as a picture below or as an additional attachment with the form as part of the agency’s submission in BFM. If no, please contact your LFC or DFA analyst for assistance in developing a logic model.



2. Needs Assessment

In this section, provide specifics on the extent of the problem this proposal proposes to solve.

- a. What is the extent of the problem to be addressed?

The problem in New Mexico is far-reaching and cuts across all communities. Low educational attainment and literacy levels in New Mexico contribute to significant social, economic, and health challenges, including lower income, poverty, higher mortality rates, increased crime rates, poor childhood literacy outcomes, and lower civic participation. It should be noted that individuals with an HSD or HSE earn an average of \$6,465 more annually than those without, so attainment of the credential is an important goal. There are 32 HSE testing centers throughout the state and many areas of the state have no testing center available.

- b. What is the total statewide need in numerical or geographic terms? If applicable, this may include a description and analysis of historically unserved or underserved populations.

New Mexico ranks 47th in the national for adults without an HSD or HSE. There are 190,000 people in New Mexico in need of an HSE. Currently, the state serves about 3 percent of the need.

- c. What percentage of the previously identified total statewide need does this request seek to address?

The number of HSE testers in New Mexico has been increasing each year through the efforts of the Adult Education Division of the New Mexico Higher Education Department. From a statistical perspective, the number of test-takers will grow slowly and steadily over the next few years if we continue apace with our efforts. We current address about 3 percent of the need in the state. This request would enable us to serve approximately 4 percent of the need after one year and we estimate we will be able to serve about 5 percent of the need after three years.

3. Program Description

In this section, provide information detailing activities, costs, and benefits of the proposal.

- a. How much is the agency's request for FY26 and from what source is the agency requesting additional funding?

This request is a recurring \$1.25 million. We are requesting this from General Fund.

- b. Provide a list of specific activities that will be carried out if this request is granted.

If this request is granted, we will provide free HSE test vouchers for all New Mexico residents, establish additional HSE testing centers statewide, and help us advertise the free tests so that we greatly increase the number of test takers.

- c. Provide a cost per unit for the funding (such as the cost per individual or cost per activity).

Each battery of HSE tests costs the test-taker about \$145. In addition, testing center fees and the cost of practice tests normally brings the test-taking experience cost to around \$200 per test-taker. The funding we are requesting will remove this burden from the test-taker. The cost for increasing testing centers is around \$50,000 and the cost for advertising would simply be dependent upon the available budget. We are considering purchasing billboards, ads, and designing materials as part of a public awareness-raising campaign.

- d. If available and applicable, provide a benefit-to-cost ratio for this program (the total monetized benefits divided by total costs).

With an estimated 3,500 additional people completing HSE exams annually, and each earning an extra \$6,465 per year, the state could see an increase in income tax revenues of approximately \$2 million annually, based on a 10 percent average income tax rate. This represents a substantial return on investment (ROI) for New Mexico.

- e. Does the agency anticipate additional increases above the FY26 request will be needed in future years to continue to operate the program? If so, please describe these additional expenses and projections of future financial needs.

Not currently. Perhaps in a few years, with advertising and word of mouth, we will greatly increase the number of HSE test-takers in New Mexico. But for the next few years, this request will be sufficient to operate the program.

4. Research and Evidence Categorization

In this section, provide information regarding the evidence and research supporting your request.

- a. As defined in [New Mexico's Accountability in Government Act](#), specify whether your program is evidence-based, research-based, a promising program or practice, or none of the above.

Promising **This might also be considered to be evidence-based to some extent, as described below.**

- b. Please provide any references or links to relevant research supporting your categorization. For example, sources may include published research or categorization provided by [clearinghouse databases](#).

We have completed statistical analyses of adult education and HSE program data, as well as published research on the return on investment of high school diplomas and high school equivalencies, to arrive at our request and the justifications for it. Only a few states have provided free high school equivalency exams for all their adults in need, so this has potential for being evidence-based once their outcomes are made available. However, we know from published research that if you remove barriers and provide wrap-around services for low-income people, educational outcomes improve. See Hernandez-Gantes and Fletcher (2022) at the following link: [tmp.1670360296.pdf.2Tu_m \(unlv.edu\)](#)

- c. How will you evaluate the program to confirm your categorization?

We will continue to collect and analyze our data to confirm that it is promising, as well as learn from published results from the states that have already implemented this program.

5. Implementation Plan

In this section, describe all activities related to implementation of your proposal (What, when, where, who, and how) by addressing the following items:

- a. What are the training and startup requirements for the proposed program?

There are no training requirements for the free testing initiative, since the program will be implemented by our current and highly-skilled State HSE Administrator. She will enact the program through her contacts at the test publishing companies. She will also set up the new testing centers, though this will require selection and training of proctors, meeting requirements the publishers set for each center, and other startup requirements.

- b. Provide an estimated timeline for implementation of activities. Include planned benchmarks, milestones, and a target date for full implementation. If the request includes new FTE, provide your current vacancy rate and plan for recruitment.

If the funding is allocated, we can implement the program within about two months. Those months will be needed to negotiate the work with the test publishers and set up the program. We currently have 32 testing centers around the state. With this funding, we can increase the number of testing centers, including mobile testing centers, to about 45 over the course of two years. The mobile testing centers will be particularly useful in reaching rural areas. Finally, we will contract with an advertising firm upon receipt of the funding, likely through an RFP process or selection of a company with a statewide purchasing agreement. This firm will assist us in crafting our message and implementing the awareness-raising campaign.

6. Fidelity Plan

In this section, provide information regarding how you will ensure your proposal is delivered as intended.

- a. Describe key components critical to the success of your program.

Most of the components necessary to implement this program are already in place. We have a highly-functioning Adult Education Division with a track record of measurably improving outcomes in each domain they oversee. One of the staff members in this Division is an accomplished data scientist who is adept at tracking the success of program implementation through data collection and analysis. Success will entail utilizing existing relationships and partnerships and ensuring that the residents of New Mexico are aware of the free tests.

- b. Provide a checklist or specific process metrics you will use to ensure component parts are implemented, including equity if applicable.

We will track the number of tests taken, the centers in which they are taken, the number of credentials earned, the number of these individuals who have been served by an agency-funded adult education or adult literacy program, how many testing centers currently exist, how many tests they administer, what geographical areas they cover, the average wait time for test takers, and the geographical coverage and number of tests administered by the mobile testing centers.

7. Measurement and Evaluation Plan

In this section, provide information about measuring outcomes and the impact of your proposal.

- a. What measurable outcome is the agency trying to achieve with the requested expansion?

We are trying to increase the number of high school equivalency credentials earned in New Mexico, thereby meeting approximately 4 percent of the statewide need after one year and 5 percent of the statewide need after three years.

- b. Will the requested program affect any existing performance measures?

Yes

- i. If yes, which performance measures will be affected?

We already collect information on credentials earned within our adult education and adult literacy systems.

- c. What program outputs will the agency measure?

We already measure a wide variety of program outputs, including the number of high school equivalency credentials earned by students.

- d. What efficiency metrics will the agency monitor?

We will carefully monitor where test-takers are located (in which county) so that we can be sure that the funding is used equitably and that we open testing centers (and use mobile testing centers) to provide equitable access around the state, which does not currently exist.

- e. Does the agency have baseline data for the proposed measures?

Yes

- i. If yes, please provide baseline data.

We have extensive baseline data on high school equivalency outcomes in New Mexico. We know that we currently service approximately 3 percent of the need in New Mexico and that about 190,000 adults in our state do not have an HSD or HSE. We are ranked #47 in the nation for the number of adults with an HSD or HSE. Last year, 5,615 people tested for their HSE. We currently have 32 testing centers around the state and recently created the first mobile testing center. We also know the number of test takers served in each county currently.

- ii. If no, when and how does the agency anticipate collecting baseline data?

N/A

- f. How often will the agency collect and report on these performance metrics?

We collect these performance metrics on an ongoing basis. We collect annual outcomes once a year and report them annually. We are capable of reporting quarterly on our outcomes if requested.

- g. How do you plan to share the results of your program with the public and the Legislature?

We report our outcomes in the agency’s annual report and in our reports to the U.S. Department of Education.

Agency Expansion Request Justification

New Mexico agencies making significant requests to expand agency budgets, other than workload changes, or for large special appropriations that appear to expand an agency's recurring budget are being asked to assess the proposals and report on their purpose, potential for success, and plans for implementation and accountability in accordance with the [Budget Guidelines of the New Mexico Legislative Finance Committee \(LFC\)](#) and LFC's [Legislating for Results Framework](#).

1 Program Premise

What public problem does this program seek to address? How will this program address the problem? Does the proposed program link to a goal in the agency's strategic plan?

What is the extent of the problem stated in numerical, geographic, and equity terms? What portion of the total need identified does this program seek to address?

2 Needs Assessment

3 Program Description

What specific activities in the program will achieve these expected program outcomes? What are costs per person or activity? Once the program is fully operational, what are the estimated ongoing annual costs?

Is the program based on evidence or research or a promising practice? Will it need formal evaluation?

4 Research and Evidence

5 Implementation Plan

What activities are needed to implement the program? How much will it cost? What is the timeline for each startup activity?

Will the program be implemented with equity and fidelity? Do you have a checklist of the program components need to achieve the impacts?

6 Fidelity Plan

7 Measurement and Evaluation

What specific outcomes are expected? What are key performance measures? How often will the program be measured and evaluated?

Agency and Expansion Request Information

Agency: Higher Education Department

Short Title of Request: Expansion Graduate Scholarship Fund

Point of contact for follow-up information:

Name: Gerald M. Hoehne

Title: Chief of Staff and Chief Financial Officer, Office of the Secretary

Phone:(505) 476-8400

E-Mail:Gerald.Hoehne@hed.nm.gov

Is the requested expansion solely the result of a workload change? No

If yes, no further information is needed. If no, please provide narrative responses addressing item below.

1. Program Premise

In this section, provide information describing the problem this funding is proposed to address.

- a. Why is this expansion needed and what problem or need it is attempting to address?

Increased funding for the Graduate Scholars Fund, a scholarship for graduate students at public higher education institutions in New Mexico, will ensure that under-represented graduate students have additional support to complete their programs and credentials, leading to reduced student debt and improved educational outcomes for New Mexicans. Performance measures include number of graduate students funded and number of under-represented graduate students completing a graduate degree in New Mexico.

- b. How does this request differ from existing programming?

This is an existing program that provides opportunities for underfunded graduate programs to receive assistance in recruitment and retention of its students through this scholarship program.


- c. How does the requested program fit into the agency’s strategic plan?

By encouraging groups under-represented in graduate education to pursue advanced degrees in accredited graduate programs, particularly in academic fields of high regional and national priority and fields where their under-representation is most severe, the state will benefit by increasing the number of professionals for industry, business, research and development, economic development, and public service

- d. Has the agency developed a logic model describing the agency’s theory of change?

No

- e. If yes, please provide a copy of the logic model as a picture below or as an additional attachment with the form as part of the agency’s submission in BFM. If no, please contact your LFC or DFA analyst for assistance in developing a logic model.



2. Needs Assessment

In this section, provide specifics on the extent of the problem this proposal proposes to solve.

- a. What is the extent of the problem to be addressed?

The establishment of a graduate scholarship program for students from groups under-represented in graduate education will efficiently and effectively fulfill the purpose of the Graduate Scholarship Act (citation: 21-21G2 NMSA).

- b. What is the total statewide need in numerical or geographic terms? If applicable, this may include a description and analysis of historically unserved or underserved populations.

N/A

- c. What percentage of the previously identified total statewide need does this request seek to address?

N/A

3. Program Description

In this section, provide information detailing activities, costs, and benefits of the proposal.

- a. How much is the agency's request for FY26 and from what source is the agency requesting additional funding?

The Higher Education Department is requesting recurring funds from the General Fund for this expansion in the amount of \$511,700.

- b. Provide a list of specific activities that will be carried out if this request is granted.

Coordination between higher education institutions regarding the additional appropriation by reviewing current graduate enrollment in their existing programs.

- c. Provide a cost per unit for the funding (such as the cost per individual or cost per activity).

The numbers of placements are calculated based on \$7,200 per scholarship while ensuring that no institution receives fewer than three scholarships. In FY25, 68 placements were made based on the \$488,300 budget.

- d. If available and applicable, provide a benefit-to-cost ratio for this program (the total monetized benefits divided by total costs).

N/A

- e. Does the agency anticipate additional increases above the FY26 request will be needed in future years to continue to operate the program? If so, please describe these additional expenses and projections of future financial needs.

A recurring appropriation will be necessary to ensure the New Mexico Higher Education Department can continue support graduate students in New Mexico. This is incredibly important due to the various industries in all regions of the state in addition to the two national laboratories, one defense laboratory, and military bases.

4. Research and Evidence Categorization

In this section, provide information regarding the evidence and research supporting your request.

- a. As defined in [New Mexico's Accountability in Government Act](#), specify whether your program is evidence-based, research-based, a promising program or practice, or none of the above.

None

- b. Please provide any references or links to relevant research supporting your categorization. For example, sources may include published research or categorization provided by [clearinghouse databases](#).

N/A

- c. How will you evaluate the program to confirm your categorization?

N/A

5. Implementation Plan

In this section, describe all activities related to implementation of your proposal (What, when, where, who, and how) by addressing the following items:

- a. What are the training and startup requirements for the proposed program?

The Graduate Scholars Fund is an established program, therefore, there will be no additional training or startup for this expansion.

- b. Provide an estimated timeline for implementation of activities. Include planned benchmarks, milestones, and a target date for full implementation. If the request includes new FTE, provide your current vacancy rate and plan for recruitment.

The program will continue each fiscal year.

6. Fidelity Plan

In this section, provide information regarding how you will ensure your proposal is delivered as intended.

- a. Describe key components critical to the success of your program.

Increased funding for the Graduate Scholarship Fund will ensure that under-represented graduate students have additional support to complete their programs, leading to reduced student debt and improved educational outcomes for New Mexicans. Performance measures include the number of graduate students funded and the number of under-represented graduate students completing a graduate degree in New Mexico.

- b. Provide a checklist or specific process metrics you will use to ensure component parts are implemented, including equity if applicable.

N/A

7. Measurement and Evaluation Plan

In this section, provide information about measuring outcomes and the impact of your proposal.

- a. What measurable outcome is the agency trying to achieve with the requested expansion?

Graduate Scholarship Act (citation: 21-21G2 NMSA).

- b. Will the requested program affect any existing performance measures?

No

- i. If yes, which performance measures will be affected?

N/A

- c. What program outputs will the agency measure?

Enrollment in graduate programs and funding provided for financial aid

- d. What efficiency metrics will the agency monitor?

N/A

- e. Does the agency have baseline data for the proposed measures?

Yes

- i. If yes, please provide baseline data.

The data is available publicly on the New Mexico Higher Education Department's website.

- ii. If no, when and how does the agency anticipate collecting baseline data?

The New Mexico Higher Education Department will review program participation and obligation within higher education institutions each fiscal year.

- f. How often will the agency collect and report on these performance metrics?

Every fiscal year

- g. How do you plan to share the results of your program with the public and the Legislature?

Program analysis is through data collected from higher education institutions and entered into the agency's Electronic Data and Reporting (E-DEAR) data system.

Agency Expansion Request Justification

New Mexico agencies making significant requests to expand agency budgets, other than workload changes, or for large special appropriations that appear to expand an agency's recurring budget are being asked to assess the proposals and report on their purpose, potential for success, and plans for implementation and accountability in accordance with the [Budget Guidelines of the New Mexico Legislative Finance Committee \(LFC\)](#) and LFC's [Legislating for Results Framework](#).

1 Program Premise

What public problem does this program seek to address? How will this program address the problem? Does the proposed program link to a goal in the agency's strategic plan?

What is the extent of the problem stated in numerical, geographic, and equity terms? What portion of the total need identified does this program seek to address?

2 Needs Assessment

3 Program Description

What specific activities in the program will achieve these expected program outcomes? What are costs per person or activity? Once the program is fully operational, what are the estimated ongoing annual costs?

Is the program based on evidence or research or a promising practice? Will it need formal evaluation?

4 Research and Evidence

5 Implementation Plan

What activities are needed to implement the program? How much will it cost? What is the timeline for each startup activity?

Will the program be implemented with equity and fidelity? Do you have a checklist of the program components need to achieve the impacts?

6 Fidelity Plan

7 Measurement and Evaluation

What specific outcomes are expected? What are key performance measures? How often will the program be measured and evaluated?

Agency and Expansion Request Information

Agency: Higher Education Department

Short Title of Request: Expansion request Minority Doctoral Loan Repayment

Point of contact for follow-up information:

Name: Gerald M. Hoehne

Title: Chief of Staff and Chief Financial Officer, Office of the Secretary

Phone: (505)-476-8400

E-Mail: Gerald.Hoehne@hed.nm.gov

Is the requested expansion solely the result of a workload change? No

If yes, no further information is needed. If no, please provide narrative responses addressing item below.

1. Program Premise

In this section, provide information describing the problem this funding is proposed to address.

- a. Why is this expansion needed and what problem or need it is attempting to address?

In 2021-2022 there were 7,904 instructional staff including professors, faculties, instructors, and teaching staffs with full-time or part-time status at New Mexico higher education institutions. By school type, 7,257 instructional staff are working for public schools and 647 for private schools. By employment status, there are 4,679 full-time and 3,225 part-time faculties at New Mexico colleges.

The department awarded 4 applications for the Minority Doctoral Loan Repayment Program in the Fiscal Year (FY) 2024 application cycle. Pursuant to 21-21I-5 NMSA 1978, the department may award up to \$25,000 per year up to four years for each recipient. The department only awarded \$5,000 to qualified awardees in FY23 through FY24.

- b. How does this request differ from existing programming?

The Minority Doctoral Loan Repayment Program is the only program that is specific to faculty employed at higher education institutions within the STEM discipline.


- c. How does the requested program fit into the agency's strategic plan?

The strategic plan is under revision, however, the agency is dedicated to relieving student debt load for working professionals in New Mexico.

- d. Has the agency developed a logic model describing the agency's theory of change?

No

- e. If yes, please provide a copy of the logic model as a picture below or as an additional attachment with the form as part of the agency's submission in BFM. If no, please contact your LFC or DFA analyst for assistance in developing a logic model.



2. Needs Assessment

In this section, provide specifics on the extent of the problem this proposal proposes to solve.

- a. What is the extent of the problem to be addressed?

Supporting the instructional staff teaching full time at higher education institutions will assist in retainment, which will allow faculty to continue to foster strong professor-and-student relationships. There are countless benefits to tenure professors and even more so as a minority, especially in a minority-majority state like New Mexico.

- b. What is the total statewide need in numerical or geographic terms? If applicable, this may include a description and analysis of historically unserved or underserved populations.

N/A

- c. What percentage of the previously identified total statewide need does this request seek to address?

N/A

3. Program Description

In this section, provide information detailing activities, costs, and benefits of the proposal.

- a. How much is the agency's request for FY26 and from what source is the agency requesting additional funding?

The New Mexico Higher Education Department is requesting a recurring amount through the General Fund for this expansion in the amount of \$230,800.

- b. Provide a list of specific activities that will be carried out if this request is granted.

Outreach initiatives will take place to encourage the expansion of program applicants at New Mexico's higher education institutions.

- c. Provide a cost per unit for the funding (such as the cost per individual or cost per activity).

Applicants who are eligible to apply are ethnic minority or a woman and who has successfully completed a doctoral degree-granting program at an eligible higher education institution in the fields of engineering, physical or life sciences, mathematics, or another academic discipline in which ethnic minorities or women are under-represented. Applicant eligibility is in a tenure track faculty position at a public postsecondary educational institution that has passed any probationary period. Loan repayment awards are based total education indebtedness, and available balances in the Minority Doctoral Loan Repayment Fund are not to exceed \$5,000 per year. This increase will allow for 50 to 100 applicants per year.

- d. If available and applicable, provide a benefit-to-cost ratio for this program (the total monetized benefits divided by total costs).

N/A

- e. Does the agency anticipate additional increases above the FY26 request will be needed in future years to continue to operate the program? If so, please describe these additional expenses and projections of future financial needs.

A recurring appropriation will be necessary to ensure the New Mexico Higher Education Department can continue funding for each participant's continued the service obligation.

4. Research and Evidence Categorization

In this section, provide information regarding the evidence and research supporting your request.

- a. As defined in [New Mexico's Accountability in Government Act](#), specify whether your program is evidence-based, research-based, a promising program or practice, or none of the above.

None

- b. Please provide any references or links to relevant research supporting your categorization. For example, sources may include published research or categorization provided by [clearinghouse databases](#).

N/A

- c. How will you evaluate the program to confirm your categorization?

N/A

5. Implementation Plan

In this section, describe all activities related to implementation of your proposal (What, when, where, who, and how) by addressing the following items:

- a. What are the training and startup requirements for the proposed program?

The program is currently funded and there will be no additional training or startup for this expansion.

- b. Provide an estimated timeline for implementation of activities. Include planned benchmarks, milestones, and a target date for full implementation. If the request includes new FTE, provide your current vacancy rate and plan for recruitment.

The program continues each fiscal year.

6. Fidelity Plan

In this section, provide information regarding how you will ensure your proposal is delivered as intended.

- a. Describe key components critical to the success of your program.

The Minority Doctoral Loan Repayment Program’s purpose is to increase the number of ethnic minorities and women available to teach engineering, physical or life sciences, mathematics, and other academic disciplines in which ethnic minorities and women are demonstrably under-represented in New Mexico colleges and universities

- b. Provide a checklist or specific process metrics you will use to ensure component parts are implemented, including equity if applicable.

Pursuant to 21-21I-5 NMSA 1978

7. Measurement and Evaluation Plan

In this section, provide information about measuring outcomes and the impact of your proposal.

- a. What measurable outcome is the agency trying to achieve with the requested expansion?

Pursuant to 21-21I-5 NMSA 1978 NMHED will review program participation

- b. Will the requested program affect any existing performance measures?

No

- i. If yes, which performance measures will be affected?

N/A

- c. What program outputs will the agency measure?

N/A

- d. What efficiency metrics will the agency monitor?

N/A

- e. Does the agency have baseline data for the proposed measures?

Yes

- i. If yes, please provide baseline data.

The Higher Education Department will review program participation and obligation within Higher Educational Institutions each fiscal year.

- ii. If no, when and how does the agency anticipate collecting baseline data?

N/A

- f. How often will the agency collect and report on these performance metrics?

Each fiscal year

- g. How do you plan to share the results of your program with the public and the Legislature?

The New Mexico Higher Education Department will provide this information in the agency's annual report.

Agency Expansion Request Justification

New Mexico agencies making significant requests to expand agency budgets, other than workload changes, or for large special appropriations that appear to expand an agency's recurring budget are being asked to assess the proposals and report on their purpose, potential for success, and plans for implementation and accountability in accordance with the [Budget Guidelines of the New Mexico Legislative Finance Committee \(LFC\)](#) and LFC's [Legislating for Results Framework](#).

1 Program Premise

What public problem does this program seek to address? How will this program address the problem? Does the proposed program link to a goal in the agency's strategic plan?

What is the extent of the problem stated in numerical, geographic, and equity terms? What portion of the total need identified does this program seek to address?

2 Needs Assessment

3 Program Description

What specific activities in the program will achieve these expected program outcomes? What are costs per person or activity? Once the program is fully operational, what are the estimated ongoing annual costs?

Is the program based on evidence or research or a promising practice? Will it need formal evaluation?

4 Research and Evidence

5 Implementation Plan

What activities are needed to implement the program? How much will it cost? What is the timeline for each startup activity?

Will the program be implemented with equity and fidelity? Do you have a checklist of the program components need to achieve the impacts?

6 Fidelity Plan

7 Measurement and Evaluation

What specific outcomes are expected? What are key performance measures? How often will the program be measured and evaluated?

Agency and Expansion Request Information

Agency: Higher Education Department

Short Title of Request: Expansion request UNM Dental Residency Program

Point of contact for follow-up information:

Name: Gerald M. Hoehne

Title: Chief of Staff and Chief Financial Officer, Office of the Secretary

Phone: (505) 476-8400

E-Mail: Gerald.Hoehne@hed.nm.gov

Is the requested expansion solely the result of a workload change? No

If yes, no further information is needed. If no, please provide narrative responses addressing item below.

1. Program Premise

In this section, provide information describing the problem this funding is proposed to address.

- a. Why is this expansion needed and what problem or need it is attempting to address?

During routine resident check-ins, the New Mexico Higher Education Department was advised that residents would like an increase in clinic-based dental implants. There were several hurdles in patients receiving implants. First, the cost is largely not covered by insurances. Second, the procedure can require multiple visits which creates some issues with patients missing work or school. Last, without enough implants, residents are not practiced in providing implants at private clinics which resulted in more referrals to a backlogged University of New Mexico system.

As a result, the agency procured funding for teaching cases covering at least four implants per resident at a total cost of \$30,000 for FY24. This funding will ensure each resident places four implants per year, which can include either four single tooth implant restorations or two implants placed on the edentulous maxilla or mandible for an overdenture.

- b. How does this request differ from existing programming?

The program would expand services to patients with developmental disabilities.


- c. How does the requested program fit into the agency’s strategic plan?

N/A

- d. Has the agency developed a logic model describing the agency’s theory of change?

No

- e. If yes, please provide a copy of the logic model as a picture below or as an additional attachment with the form as part of the agency’s submission in BFM. If no, please contact your LFC or DFA analyst for assistance in developing a logic model.



2. Needs Assessment

In this section, provide specifics on the extent of the problem this proposal proposes to solve.

- a. What is the extent of the problem to be addressed?

Residents receive a diverse and well-rounded clinical experience in various areas, such as a broad exposure to complex cases that augment many facets of dental education. Residents are often not confident upon graduation from dental school and this treatment mix includes management of the medically-complex patient. These procedures include advanced surgical techniques, complex restorative dentistry, hospital-based dentistry, and extensive exposure to crowns, dentures, and implants. Overall, the University of New Mexico residents graduate more prepared, confident, and able to rise to the occasion of both rural and urban public health dentistry in New Mexico.

- b. What is the total statewide need in numerical or geographic terms? If applicable, this may include a description and analysis of historically unserved or underserved populations.

N/A

- c. What percentage of the previously identified total statewide need does this request seek to address?

N/A

3. Program Description

In this section, provide information detailing activities, costs, and benefits of the proposal.

- a. How much is the agency's request for FY26 and from what source is the agency requesting additional funding?

The New Mexico Higher Education Department is requesting recurring funds from the General Fund for this expansion in the amount of \$500,000.

- b. Provide a list of specific activities that will be carried out if this request is granted.

Expectations are to have faculty members on board by 2025. Each faculty member is placed at 20 percent on the grant for their educational duties. The increase in faculty members will allow our program to better align with the recommended faculty-to-student ratio as outlined by nationwide standards and our accrediting bodies.

- c. Provide a cost per unit for the funding (such as the cost per individual or cost per activity).

N/A

- d. If available and applicable, provide a benefit-to-cost ratio for this program (the total monetized benefits divided by total costs).

N/A

- e. Does the agency anticipate additional increases above the FY26 request will be needed in future years to continue to operate the program? If so, please describe these additional expenses and projections of future financial needs.

A recurring appropriation will be necessary to ensure support of a four-year dental residency program.

4. Research and Evidence Categorization

In this section, provide information regarding the evidence and research supporting your request.

- a. As defined in [New Mexico's Accountability in Government Act](#), specify whether your program is evidence-based, research-based, a promising program or practice, or none of the above.

None

- b. Please provide any references or links to relevant research supporting your categorization. For example, sources may include published research or categorization provided by [clearinghouse databases](#).

N/A

- c. How will you evaluate the program to confirm your categorization?

N/A

5. Implementation Plan

In this section, describe all activities related to implementation of your proposal (What, when, where, who, and how) by addressing the following items:

- a. What are the training and startup requirements for the proposed program?

The program is currently funded under General Fund Appropriations however this field of study is not supported. There will be no additional training or startup for this expansion.

- b. Provide an estimated timeline for implementation of activities. Include planned benchmarks, milestones, and a target date for full implementation. If the request includes new FTE, provide your current vacancy rate and plan for recruitment.

The program continues each fiscal year and that data is provided within the annual report.

6. Fidelity Plan

In this section, provide information regarding how you will ensure your proposal is delivered as intended.

- a. Describe key components critical to the success of your program.

The Centers for Disease Control (CDC) stated that “dental caries (are) the most common form of childhood infection ... affecting 40% of children before they turn 5.” Patients with special needs remain the “neediest yet most underserved group of dental patients in the United States...” (Steinberg, 2005). According to the CDC, New Mexico currently has 460,355 adults living with a disability. This constitutes 28% of the adult population, not accounting for children, with annual healthcare costs up to \$5 billion. Patients with special needs have overall poorer health secondary to decreased access to care, physical inactivity, obesity, chronic pain, and poor nutrition (CDC, 2020).

All of these conditions are directly affected by poor oral hygiene. The National Institutes of Dental and Craniofacial Research highlighted numerous oral health issues prevalent in this population including tooth decay, periodontal (gum) disease, difficulty performing effective brushing and flossing, malocclusion, difficulties with chewing and speaking, damaging oral habits such as teeth grinding and clenching, and congenital or acquired oral anomalies such as enamel defects, variations in the number, size, and shape of teeth, delayed tooth eruption, and trauma and injury to the mouth from falls or accidents related to seizure disorders or cerebral palsy.

Special needs dentistry requires specific expertise, is physically and emotionally demanding, and is poorly reimbursed. Community dental providers are neither equipped nor motivated to care for this vulnerable population. There is currently only one state-funded special needs dental clinic in New Mexico which currently has a two year wait-list for patients to be seen. The University of New Mexico has a tremendous opportunity – perhaps even a moral obligation – to develop a sustainable program for the care of special needs dental patients living in New Mexico. The University of New Mexico Hospital is already an essential provider of medical care for patients with special needs and has access to unique resources (such as access to operating theaters) that would allow for high-quality integrated care of special needs patients.

- b. Provide a checklist or specific process metrics you will use to ensure component parts are implemented, including equity if applicable.

N/A

7. Measurement and Evaluation Plan

In this section, provide information about measuring outcomes and the impact of your proposal.

- a. What measurable outcome is the agency trying to achieve with the requested expansion?

N/A

- b. Will the requested program affect any existing performance measures?

No

- i. If yes, which performance measures will be affected?

N/A

- c. What program outputs will the agency measure?

N/A

- d. What efficiency metrics will the agency monitor?

Effective Annual Data report from the University of New Mexico

- e. Does the agency have baseline data for the proposed measures?

No

- i. If yes, please provide baseline data.

N/A

- ii. If no, when and how does the agency anticipate collecting baseline data?

N/A

- f. How often will the agency collect and report on these performance metrics?

The agency collects reports from the University of New Mexico for this program.

- g. How do you plan to share the results of your program with the public and the Legislature?

The agency publishes an annual report each year.

Agency Expansion Request Justification

New Mexico agencies making significant requests to expand agency budgets, other than workload changes, or for large special appropriations that appear to expand an agency's recurring budget are being asked to assess the proposals and report on their purpose, potential for success, and plans for implementation and accountability in accordance with the [Budget Guidelines of the New Mexico Legislative Finance Committee \(LFC\)](#) and LFC's [Legislating for Results Framework](#).

1 Program Premise

What public problem does this program seek to address? How will this program address the problem? Does the proposed program link to a goal in the agency's strategic plan?

What is the extent of the problem stated in numerical, geographic, and equity terms? What portion of the total need identified does this program seek to address?

2 Needs Assessment

3 Program Description

What specific activities in the program will achieve these expected program outcomes? What are costs per person or activity? Once the program is fully operational, what are the estimated ongoing annual costs?

Is the program based on evidence or research or a promising practice? Will it need formal evaluation?

4 Research and Evidence

5 Implementation Plan

What activities are needed to implement the program? How much will it cost? What is the timeline for each startup activity?

Will the program be implemented with equity and fidelity? Do you have a checklist of the program components need to achieve the impacts?

6 Fidelity Plan

7 Measurement and Evaluation

What specific outcomes are expected? What are key performance measures? How often will the program be measured and evaluated?

Agency and Expansion Request Information

Agency: Higher Education Department

Short Title of Request: Expansion request for the WICHE Loan-for-Service Program

Point of contact for follow-up information:

Name: Gerald M. Hoehne

Title: Chief of Staff and Chief Financial Officer, Office of the Secretary

Phone: (505) 476-8400

E-Mail: Gerald.Hoehne@hed.nm.gov

Is the requested expansion solely the result of a workload change? No

If yes, no further information is needed. If no, please provide narrative responses addressing item below.

1. Program Premise

In this section, provide information describing the problem this funding is proposed to address.

- a. Why is this expansion needed and what problem or need it is attempting to address?

In collaboration with the New Mexico Podiatric Medical Association, the WICHE Loan-for-Service Program would like to support funding under the WICHE Program for the podiatry profession. Podiatry is a healthcare specialty that historically has been part of the New Mexico WICHE Program/Professional Student Exchange Program (PSEP) and part of the program in other states. New Mexico does not currently provide podiatry medical disciplines within our public or private colleges or universities that trains individuals to practice podiatry. Providing New Mexico residents with this opportunity will grow New Mexico's healthcare workforce in this much needed field.

Currently, the New Mexico WICHE Program supports Dentistry, Veterinary medicine and Optometry throughout the western region. The New Mexico Higher Education Department is currently providing support to 68 New Mexico students in the disciplines mentioned above. Financial support to students to obtain a field of study not offered within the state adds to New Mexico's workforce in these areas of need.

- b. How does this request differ from existing programming?

The support for podiatric medical disciplines has not been supported. The expansion would allow support to New Mexico students studying in this discipline.


- c. How does the requested program fit into the agency's strategic plan?

N/A

- d. Has the agency developed a logic model describing the agency's theory of change?

No

- e. If yes, please provide a copy of the logic model as a picture below or as an additional attachment with the form as part of the agency's submission in BFM. If no, please contact your LFC or DFA analyst for assistance in developing a logic model.



2. Needs Assessment

In this section, provide specifics on the extent of the problem this proposal proposes to solve.

- a. What is the extent of the problem to be addressed?

New Mexico does not have a program that trains individuals to practice podiatry. Podiatry is a health care specialty which in the past has been part of the New Mexico WICHE Program/Professional Student Exchange Program (PSEP) and is part of the program in other states

- b. What is the total statewide need in numerical or geographic terms? If applicable, this may include a description and analysis of historically unserved or underserved populations.

Support fee per academic year is \$17,750 per student. This field of study is a four-year program

- c. What percentage of the previously identified total statewide need does this request seek to address?

N/A

3. Program Description

In this section, provide information detailing activities, costs, and benefits of the proposal.

- a. How much is the agency's request for FY26 and from what source is the agency requesting additional funding?

The New Mexico Higher Education Department is requesting recurring funds from the General Fund for this expansion in the amount of \$200,000.

- b. Provide a list of specific activities that will be carried out if this request is granted.

The New Mexico WICHE Program would expand to allow students who are interested in applying to podiatry schools within the Western Region.

- c. Provide a cost per unit for the funding (such as the cost per individual or cost per activity).

A total of \$17,750 would support a student participating in the program,.

- d. If available and applicable, provide a benefit-to-cost ratio for this program (the total monetized benefits divided by total costs).

N/A

- e. Does the agency anticipate additional increases above the FY26 request will be needed in future years to continue to operate the program? If so, please describe these additional expenses and projections of future financial needs.

A recurring appropriation will be necessary to ensure that the New Mexico Higher Education Department can continue funding each participant within the four-year program.

4. Research and Evidence Categorization

In this section, provide information regarding the evidence and research supporting your request.

- a. As defined in [New Mexico's Accountability in Government Act](#), specify whether your program is evidence-based, research-based, a promising program or practice, or none of the above.

None

- b. Please provide any references or links to relevant research supporting your categorization. For example, sources may include published research or categorization provided by [clearinghouse databases](#).

N/A

- c. How will you evaluate the program to confirm your categorization?

N/A

5. Implementation Plan

In this section, describe all activities related to implementation of your proposal (What, when, where, who, and how) by addressing the following items:

- a. What are the training and startup requirements for the proposed program?

The program is currently funded under General Fund Appropriations, however, this field of study is not supported. There will be no additional training or startup for this expansion.

- b. Provide an estimated timeline for implementation of activities. Include planned benchmarks, milestones, and a target date for full implementation. If the request includes new FTE, provide your current vacancy rate and plan for recruitment.

The program continues each fiscal year and is included in the agency's annual report.

6. Fidelity Plan

In this section, provide information regarding how you will ensure your proposal is delivered as intended.

- a. Describe key components critical to the success of your program.

New Mexico does not have a program that trains individuals to practice podiatry. Podiatry is a health care specialty which, in the past, has been part of the New Mexico WICHE program/Professional Student Exchange Program (PSEP) and is part of the program in other states. There are at least five New Mexico students who are studying podiatry at schools or colleges in the western half of the United States. The four western colleges and universities that offer podiatric training are Midwestern University in Arizona, Samuel Merit University in California, Western University in California, and the University of Texas Health in the Rio Grande Valley.

- b. Provide a checklist or specific process metrics you will use to ensure component parts are implemented, including equity if applicable.

Pursuant to 21-29-1 NMSA

7. Measurement and Evaluation Plan

In this section, provide information about measuring outcomes and the impact of your proposal.

- a.** What measurable outcome is the agency trying to achieve with the requested expansion?

Click or tap here to enter text.

- b.** Will the requested program affect any existing performance measures?

Choose an item.

- i.** If yes, which performance measures will be affected?

Click or tap here to enter text.

- c.** What program outputs will the agency measure?

Click or tap here to enter text.

- d.** What efficiency metrics will the agency monitor?

Click or tap here to enter text.

- e.** Does the agency have baseline data for the proposed measures?

Choose an item.

- i.** If yes, please provide baseline data.

Click or tap here to enter text.

- ii.** If no, when and how does the agency anticipate collecting baseline data?

Click or tap here to enter text.

- f.** How often will the agency collect and report on these performance metrics?

Click or tap here to enter text.

- g.** How do you plan to share the results of your program with the public and the Legislature?

Click or tap here to enter text.

BU PCode
95000 P505

E4 PCode Detail
(Dollars in Thousands)

Fund	Account		2023-24	2024-25	2025-26	FY 2026 Agency Request				Justification	
			Actuals	Opbud	PCF Proj	GF	OSF	ISF/IAT	FF		Total
00000	520300	Classified Perm Positions F/T	0.0	0.0	172.17	0.0	0.0	0.0	0.0	0.0	
00000	521100	Group Insurance Premium	0.0	0.0	17.01	0.0	0.0	0.0	0.0	0.0	
00000	521200	Retirement Contributions	0.0	0.0	53.45	0.0	0.0	0.0	0.0	0.0	
00000	521300	F I C A	0.0	0.0	10.55	0.0	0.0	0.0	0.0	0.0	
00000	521700	RHC Act Contributions	0.0	0.0	6.41	0.0	0.0	0.0	0.0	0.0	
34400	520200	Term Positions	189.1	254.2	197.29	0.0	261.1	0.0	0.0	261.1	
34400	520800	Annl & Comp Paid At Separation	0.0	3.5	0	0.0	0.0	0.0	0.0	0.0	
34400	521100	Group Insurance Premium	20.2	38.9	22.26	0.0	36.0	0.0	0.0	36.0	
34400	521200	Retirement Contributions	36.4	51.0	37.67	0.0	51.0	0.0	0.0	51.0	
34400	521300	F I C A	13.4	20.4	12.14	0.0	20.4	0.0	0.0	20.4	
34400	521400	Workers' Comp Assessment Fee	0.0	0.0	0	0.0	0.0	0.0	0.0	0.0	
34400	521410	GSD Work Comp Insur Premium	1.0	0.9	0	0.0	0.3	0.0	0.0	0.3	
34400	521600	Employee Liability Ins Premium	2.0	1.4	0	0.0	1.5	0.0	0.0	1.5	
34400	521700	RHC Act Contributions	3.8	5.3	3.92	0.0	5.3	0.0	0.0	5.3	
68190	520200	Term Positions	183.3	360.9	234.65	0.0	0.0	0.0	350.0	350.0	
68190	520800	Annl & Comp Paid At Separation	0.9	5.0	0	0.0	0.0	0.0	1.2	1.2	
68190	521100	Group Insurance Premium	10.9	34.2	10.29	0.0	0.0	0.0	33.0	33.0	
68190	521200	Retirement Contributions	34.9	50.0	44.8	0.0	0.0	0.0	65.0	65.0	
68190	521300	F I C A	13.5	25.0	14.44	0.0	0.0	0.0	26.0	26.0	
68190	521400	Workers' Comp Assessment Fee	0.0	0.1	0	0.0	0.0	0.0	0.1	0.1	
68190	521410	GSD Work Comp Insur Premium	1.4	1.2	0	0.0	0.0	0.0	0.3	0.3	
68190	521600	Employee Liability Ins Premium	2.6	1.5	0	0.0	0.0	0.0	2.1	2.1	
68190	521700	RHC Act Contributions	3.6	6.2	4.66	0.0	0.0	0.0	6.4	6.4	
68280	520200	Term Positions	450.6	805.7	472.51	0.0	0.0	0.0	720.0	720.0	
68280	520800	Annl & Comp Paid At Separation	0.0	0.0	0	0.0	0.0	0.0	3.8	3.8	
68280	521100	Group Insurance Premium	65.5	87.0	74.9	0.0	0.0	0.0	138.0	138.0	
68280	521200	Retirement Contributions	86.6	100.0	90.22	0.0	0.0	0.0	120.0	120.0	
68280	521300	F I C A	31.7	40.0	29.07	0.0	0.0	0.0	50.0	50.0	
68280	521400	Workers' Comp Assessment Fee	0.1	0.1	0	0.0	0.0	0.0	0.1	0.1	
68280	521410	GSD Work Comp Insur Premium	2.6	2.3	0	0.0	0.0	0.0	0.6	0.6	
68280	521600	Employee Liability Ins Premium	4.9	2.8	0	0.0	0.0	0.0	3.8	3.8	
68280	521700	RHC Act Contributions	9.0	10.4	9.38	0.0	0.0	0.0	12.0	12.0	
91000	520100	Exempt Perm Positions P/T&F/T	846.7	825.0	829.1	845.0	0.0	0.0	0.0	845.0	

BU PCode
95000 P505

E4 PCode Detail
(Dollars in Thousands)

Fund	Account		2023-24	2024-25	2025-26	FY 2026 Agency Request				Total	Justification
			Actuals	Opbud	PCF Proj	GF	OSF	ISF/IAT	FF		
91000	520200	Term Positions	215.6	94.0	281.61	90.0	0.0	43.3	0.0	133.3	
91000	520300	Classified Perm Positions F/T	2,051.7	2,687.5	2,677.28	2,649.5	0.0	0.0	0.0	2,649.5	
91000	520500	Temporary Positions F/T & P/T	18.6	0.0	0	0.0	0.0	0.0	0.0	0.0	
91000	520700	Overtime & Other Premium Pay	2.3	0.0	0	0.0	0.0	0.0	0.0	0.0	
91000	520800	Annl & Comp Paid At Separation	45.1	0.0	0	0.0	0.0	0.0	0.0	0.0	
91000	521100	Group Insurance Premium	189.7	326.5	242.96	356.5	0.0	0.0	0.0	356.5	
91000	521200	Retirement Contributions	577.5	684.8	707.65	650.5	0.0	0.0	0.0	650.5	
91000	521300	F I C A	230.5	274.4	232.63	274.0	0.0	0.0	0.0	274.0	
91000	521400	Workers' Comp Assessment Fee	0.3	0.5	0	0.6	0.0	0.0	0.0	0.6	
91000	521410	GSD Work Comp Insur Premium	12.1	11.0	0	2.7	0.0	0.0	0.0	2.7	
91000	521600	Employee Liability Ins Premium	23.3	26.2	0	18.0	0.0	0.0	0.0	18.0	
91000	521700	RHC Act Contributions	60.2	64.2	74.92	64.0	0.0	0.0	0.0	64.0	
91000	523200	COVID Related Time Worked	0.1	0.0	0	0.0	0.0	0.0	0.0	0.0	
	200	Personal Services and Employee Bene	5,441.6	6,902.1	6,563.9	4,950.8	375.6	43.3	1,532.4	6,902.1	
10990	544800	Supplies-Education&Recreation	540.0	0.0	0	0.0	0.0	560.0	0.0	560.0	
10990	544900	Supplies-Inventory Exempt	0.1	0.0	0	0.0	0.0	0.0	0.0	0.0	
10990	546800	Employee Training & Education	0.5	0.0	0	0.0	0.0	0.0	0.0	0.0	
10990	547410	Grants To Public Schools&Univ	586.6	3,000.0	0	0.0	0.0	550.0	0.0	550.0	
10990	547420	Grants -Higher Ed (in CAFR)	813.2	0.0	0	0.0	0.0	820.0	0.0	820.0	
10990	547430	Grants to Native Amer Indians	63.2	0.0	0	0.0	0.0	65.0	0.0	65.0	
10990	547440	Grants To Other Entities	338.7	0.0	0	0.0	0.0	385.0	0.0	385.0	
10990	547900	Miscellaneous Expense	19.9	0.0	0	0.0	0.0	20.0	0.0	20.0	
34400	542100	Employee I/S Mileage & Fares	0.0	2.0	0	0.0	1.0	0.0	0.0	1.0	
34400	542200	Employee I/S Meals & Lodging	0.0	2.0	0	0.0	1.0	0.0	0.0	1.0	
34400	542300	Brd & Comm Mbr Meals & Lodging	0.0	1.0	0	0.0	0.8	0.0	0.0	0.8	
34400	542310	Brd & Comm Mbr Mileage & Fares	0.0	0.1	0	0.0	0.1	0.0	0.0	0.1	
34400	543830	IT HW/SW Agreements	0.0	0.0	0	0.0	0.0	0.0	0.0	0.0	
34400	544000	Supply Inventory IT	0.0	0.0	0	0.0	0.0	0.0	0.0	0.0	
34400	544100	Supplies-Office Supplies	0.0	2.1	0	0.0	1.0	0.0	0.0	1.0	
34400	545700	ISD Services	1.3	3.0	0	0.0	3.5	0.0	0.0	3.5	
34400	545710	DOIT HCM Assessment Fees	2.6	2.7	0	0.0	2.7	0.0	0.0	2.7	
34400	545900	Printing & Photo Services	0.5	0.5	0	0.0	0.0	0.0	0.0	0.0	
34400	546100	Postage & Mail Services	0.0	0.0	0	0.0	0.5	0.0	0.0	0.5	
34400	546400	Rent Of Land & Buildings	16.1	17.7	0	0.0	22.0	0.0	0.0	22.0	

BU PCode
95000 P505

E4 PCode Detail
(Dollars in Thousands)

Fund	Account	2023-24 Actuals	2024-25 Opbud	2025-26 PCF Proj	FY 2026 Agency Request				Total	Justification	
					GF	OSF	ISF/IAT	FF			
34400	546500	Rent Of Equipment	0.8	1.4	0	0.0	1.4	0.0	0.0	1.4	
34400	546610	DOIT Telecommunications	2.0	4.5	0	0.0	5.0	0.0	0.0	5.0	
34400	546700	Subscriptions/Dues/License Fee	9.3	10.0	0	0.0	10.0	0.0	0.0	10.0	
34400	546800	Employee Training & Education	0.0	5.0	0	0.0	5.0	0.0	0.0	5.0	
34400	547360	Insurance Premiums-non_payroll	0.0	0.0	0	0.0	0.0	0.0	0.0	0.0	
34400	547410	Grants To Public Schools&Univ	0.0	0.0	0	0.0	0.0	0.0	0.0	0.0	
34400	547900	Miscellaneous Expense	4.5	5.0	0	0.0	3.0	0.0	0.0	3.0	
34400	549600	Employee O/S Mileage & Fares	0.0	1.5	0	0.0	1.5	0.0	0.0	1.5	
34400	549700	Employee O/S Meals & Lodging	0.0	1.5	0	0.0	1.5	0.0	0.0	1.5	
68190	542100	Employee I/S Mileage & Fares	1.4	2.0	0	0.0	0.0	0.0	2.0	2.0	
68190	542200	Employee I/S Meals & Lodging	2.9	4.0	0	0.0	0.0	0.0	4.0	4.0	
68190	542700	Transp - Transp Insurance	0.0	0.2	0	0.0	0.0	0.0	0.2	0.2	
68190	543400	Maint - Property Insurance	0.0	0.2	0	0.0	0.0	0.0	0.0	0.0	
68190	543830	IT HW/SW Agreements	12.4	20.0	0	0.0	0.0	0.0	17.0	17.0	
68190	544000	Supply Inventory IT	10.0	10.0	0	0.0	0.0	0.0	10.0	10.0	
68190	544100	Supplies-Office Supplies	1.1	0.0	0	0.0	0.0	0.0	3.0	3.0	
68190	544800	Supplies-Education&Recreation	76.0	0.0	0	0.0	0.0	0.0	80.0	80.0	
68190	544900	Supplies-Inventory Exempt	1.2	0.0	0	0.0	0.0	0.0	5.0	5.0	
68190	545700	ISD Services	0.0	3.8	0	0.0	0.0	0.0	4.7	4.7	
68190	545710	DOIT HCM Assessment Fees	0.0	1.5	0	0.0	0.0	0.0	1.7	1.7	
68190	545900	Printing & Photo Services	0.1	0.5	0	0.0	0.0	0.0	0.0	0.0	
68190	546400	Rent Of Land & Buildings	0.0	23.5	0	0.0	0.0	0.0	29.5	29.5	
68190	546500	Rent Of Equipment	0.0	1.8	0	0.0	0.0	0.0	1.8	1.8	
68190	546610	DOIT Telecommunications	0.0	10.0	0	0.0	0.0	0.0	10.0	10.0	
68190	546700	Subscriptions/Dues/License Fee	4.2	0.0	0	0.0	0.0	0.0	4.4	4.4	
68190	546800	Employee Training & Education	2.8	5.0	0	0.0	0.0	0.0	6.0	6.0	
68190	547360	Insurance Premiums-non_payroll	0.0	0.0	0	0.0	0.0	0.0	0.0	0.0	
68190	547410	Grants To Public Schools&Univ	1,936.7	1,976.0	0	0.0	0.0	0.0	1,900.0	1,900.0	
68190	547420	Grants -Higher Ed (in CAFR)	2,044.2	1,650.0	0	0.0	0.0	0.0	1,815.0	1,815.0	
68190	547430	Grants to Native Amer Indians	218.5	240.0	0	0.0	0.0	0.0	240.0	240.0	
68190	547440	Grants To Other Entities	672.0	825.0	0	0.0	0.0	0.0	625.0	625.0	
68190	547450	Grants to Other Agencies	383.1	350.0	0	0.0	0.0	0.0	350.0	350.0	
68190	547900	Miscellaneous Expense	0.9	0.5	0	0.0	0.0	0.0	0.7	0.7	
68190	549600	Employee O/S Mileage & Fares	14.6	6.0	0	0.0	0.0	0.0	15.0	15.0	

BU PCode
95000 P505

E4 PCode Detail
(Dollars in Thousands)

Fund	Account	2023-24 Actuals	2024-25 Opbud	2025-26 PCF Proj	FY 2026 Agency Request				Total	Justification
					GF	OSF	ISF/IAT	FF		
68190	549700	Employee O/S Meals & Lodging	14.6	10.0	0	0.0	0.0	0.0	15.0	15.0
68280	542100	Employee I/S Mileage & Fares	2.4	5.0	0	0.0	0.0	0.0	5.0	5.0
68280	542200	Employee I/S Meals & Lodging	1.3	2.0	0	0.0	0.0	0.0	2.0	2.0
68280	542800	State Transp Pool Charges	0.1	0.0	0	0.0	0.0	0.0	0.0	0.0
68280	543830	IT HW/SW Agreements	8.9	3.0	0	0.0	0.0	0.0	10.0	10.0
68280	544000	Supply Inventory IT	2.1	2.1	0	0.0	0.0	0.0	2.5	2.5
68280	544100	Supplies-Office Supplies	2.8	2.5	0	0.0	0.0	0.0	3.0	3.0
68280	544900	Supplies-Inventory Exempt	2.7	1.5	0	0.0	0.0	0.0	3.0	3.0
68280	545700	ISD Services	4.8	7.2	0	0.0	0.0	0.0	8.8	8.8
68280	545710	DOIT HCM Assessment Fees	1.0	2.8	0	0.0	0.0	0.0	3.3	3.3
68280	545900	Printing & Photo Services	0.7	1.0	0	0.0	0.0	0.0	1.0	1.0
68280	546400	Rent Of Land & Buildings	43.5	44.0	0	0.0	0.0	0.0	55.2	55.2
68280	546500	Rent Of Equipment	1.9	3.3	0	0.0	0.0	0.0	3.7	3.7
68280	546610	DOIT Telecommunications	11.9	11.1	0	0.0	0.0	0.0	12.5	12.5
68280	546700	Subscriptions/Dues/License Fee	19.6	24.0	0	0.0	0.0	0.0	25.0	25.0
68280	546800	Employee Training & Education	21.6	30.0	0	0.0	0.0	0.0	30.0	30.0
68280	547000	Legal Settlements	0.0	0.0	0	0.0	0.0	0.0	0.0	0.0
68280	547360	Insurance Premiums-non_payroll	0.0	0.0	0	0.0	0.0	0.0	0.0	0.0
68280	547410	Grants To Public Schools&Univ	2,650.0	4,000.0	0	0.0	0.0	0.0	3,960.0	3,960.0
68280	547900	Miscellaneous Expense	4.8	0.5	0	0.0	0.0	0.0	5.0	5.0
68280	549600	Employee O/S Mileage & Fares	11.5	10.0	0	0.0	0.0	0.0	15.0	15.0
68280	549700	Employee O/S Meals & Lodging	18.2	15.0	0	0.0	0.0	0.0	20.0	20.0
91000	542100	Employee I/S Mileage & Fares	7.9	3.8	0	20.0	0.0	0.0	0.0	20.0
91000	542200	Employee I/S Meals & Lodging	12.1	10.0	0	20.0	0.0	0.0	0.0	20.0
91000	542300	Brd & Comm Mbr Meals & Lodging	0.4	0.8	0	2.0	0.0	0.0	0.0	2.0
91000	542310	Brd & Comm Mbr Mileage & Fares	0.9	1.0	0	2.0	0.0	0.0	0.0	2.0
91000	542800	State Transp Pool Charges	1.7	1.8	0	2.0	0.0	0.0	0.0	2.0
91000	543400	Maint - Property Insurance	0.0	0.0	0	0.0	0.0	0.0	0.0	0.0
91000	543820	Maintenance IT	0.0	0.0	0	0.0	0.0	0.0	0.0	0.0
91000	543830	IT HW/SW Agreements	73.2	80.0	0	50.0	0.0	0.0	0.0	50.0
91000	544000	Supply Inventory IT	77.3	44.0	0	40.0	0.0	0.0	0.0	40.0
91000	544100	Supplies-Office Supplies	6.8	6.0	0	19.0	0.0	0.0	0.0	19.0
91000	544800	Supplies-Education&Recreation	0.0	0.0	0	13.8	0.0	0.0	0.0	13.8
91000	544900	Supplies-Inventory Exempt	28.9	2.0	0	4.0	0.0	0.0	0.0	4.0

BU PCode
95000 P505

E4 PCode Detail
(Dollars in Thousands)

Fund	Account	2023-24 Actuals	2024-25 Opbud	2025-26 PCF Proj	FY 2026 Agency Request				Total	Justification
					GF	OSF	ISF/IAT	FF		
91000	545700	41.5	37.2	0	42.0	0.0	0.0	0.0	42.0	
91000	545710	13.5	13.4	0	15.4	0.0	0.0	0.0	15.4	
91000	545900	7.0	8.0	0	8.0	0.0	0.0	0.0	8.0	
91000	546100	1.8	1.0	0	6.0	0.0	0.0	0.0	6.0	
91000	546400	243.6	256.5	0	303.0	0.0	0.0	0.0	303.0	
91000	546500	11.2	19.0	0	16.0	0.0	0.0	0.0	16.0	
91000	546610	66.3	56.7	0	59.5	0.0	0.0	0.0	59.5	
91000	546700	199.6	260.0	0	260.0	0.0	0.0	0.0	260.0	
91000	546800	10.7	46.0	0	45.0	0.0	0.0	0.0	45.0	
91000	546900	6.7	65.0	0	65.0	0.0	0.0	0.0	65.0	
91000	547360	0.1	0.0	0	0.0	0.0	0.0	0.0	0.0	
91000	547400	11.3	0.0	0	0.0	0.0	0.0	0.0	0.0	
91000	547410	3,431.5	4,326.0	0	4,045.0	0.0	0.0	0.0	4,045.0	
91000	547420	3,052.4	3,340.0	0	3,500.0	0.0	0.0	0.0	3,500.0	
91000	547430	995.6	392.8	0	400.0	0.0	0.0	0.0	400.0	
91000	547440	1,231.3	1,400.0	0	1,400.0	0.0	0.0	0.0	1,400.0	
91000	547450	10.0	0.0	0	0.0	0.0	0.0	0.0	0.0	
91000	547900	31.1	1.0	0	5.8	0.0	0.0	0.0	5.8	
91000	548300	0.0	0.0	0	0.0	0.0	0.0	0.0	0.0	
91000	549600	6.5	6.5	0	20.0	0.0	0.0	0.0	20.0	
91000	549700	7.2	5.0	0	20.0	0.0	0.0	0.0	20.0	
	400 Other	20,193.8	22,748.5	0	10,383.5	60.0	2,400.0	9,305.0	22,148.5	
91000	555200	0.0	0.0	0	0.0	0.0	0.0	0.0	0.0	0.0 Compensation in actuals was related to Comp transfer to HEIs. \$56,792.6.
	500 Other financing uses	0.0	0.0	0	0.0	0.0	0.0	0.0	0.0	
TOTAL EXPENSE		25,635.4	29,650.6		15,334.3	435.6	2,443.3	10,837.4	29,050.6	

Student Financial Aid

BU PCode
95000 P506

State of New Mexico

E4 PCode Detail
(Dollars in Thousands)

Fund	Account		2023-24	2024-25	2025-26	FY 2026 Agency Request				Justification	
			Actuals	Opbud	PCF Proj	GF	OSF	ISF/IAT	FF		Total
20760	547410	Grants To Public Schools&Univ	766.6	380.0	0	0.0	780.0	0.0	0.0	780.0	
20760	547420	Grants -Higher Ed (in CAFR)	2,767.2	4,400.0	0	0.0	3,960.0	0.0	0.0	3,960.0	
20760	547430	Grants to Native Amer Indians	254.1	220.0	0	0.0	260.0	0.0	0.0	260.0	
21440	547420	Grants -Higher Ed (in CAFR)	96.0	96.0	0	96.0	0.0	0.0	0.0	96.0	
21600	542100	Employee I/S Mileage & Fares	0.5	2.0	0	2.0	0.0	0.0	0.0	2.0	
21600	542200	Employee I/S Meals & Lodging	0.0	1.5	0	1.5	0.0	0.0	0.0	1.5	
21600	543830	IT HW/SW Agreements	162.3	190.3	0	188.0	0.0	0.0	0.0	188.0	
21600	544000	Supply Inventory IT	1.6	0.0	0	2.0	0.0	0.0	0.0	2.0	
21600	544100	Supplies-Office Supplies	2.3	1.0	0	3.0	0.0	0.0	0.0	3.0	
21600	544900	Supplies-Inventory Exempt	1.7	0.0	0	2.0	0.0	0.0	0.0	2.0	
21600	546700	Subscriptions/Dues/License Fee	1.2	1.5	0	1.5	0.0	0.0	0.0	1.5	
21600	546800	Employee Training & Education	0.0	2.0	0	0.0	0.0	0.0	0.0	0.0	
21600	547200	Grants To Individuals	3,483.8	1,874.0	0	3,500.0	0.0	40.0	400.0	3,940.0	
21600	547410	Grants To Public Schools&Univ	5,437.6	6,574.0	0	5,500.0	0.0	0.0	0.0	5,500.0	
21600	547420	Grants -Higher Ed (in CAFR)	11,662.9	15,054.0	0	14,030.0	0.0	0.0	0.0	14,030.0	
21600	547430	Grants to Native Amer Indians	777.0	780.0	0	800.0	0.0	0.0	0.0	800.0	
21600	547900	Miscellaneous Expense	0.0	0.0	0	0.0	0.0	0.0	0.0	0.0	
21600	549600	Employee O/S Mileage & Fares	0.5	1.0	0	1.3	0.0	0.0	0.0	1.3	
21600	549700	Employee O/S Meals & Lodging	0.7	1.5	0	1.5	0.0	0.0	0.0	1.5	
21700	547410	Grants To Public Schools&Univ	0.0	1,200.0	0	0.0	0.0	0.0	0.0	0.0	
21700	547420	Grants -Higher Ed (in CAFR)	0.0	1,700.0	0	0.0	0.0	0.0	0.0	0.0	
21700	547430	Grants to Native Amer Indians	0.0	100.0	0	0.0	0.0	0.0	0.0	0.0	
63700	547420	Grants -Higher Ed (in CAFR)	71,666.7	40,000.0	0	0.0	0.0	50,000.0	0.0	50,000.0	Actuals - There was an increase of \$26m in BAR authority for FY24. Base Budget Request - Increase for the Lottery Tuition Fund based on actuals needed for the delivery of scholarships for students.
68270	547200	Grants To Individuals	3,547.5	5,000.0	0	0.0	5,000.0	0.0	0.0	5,000.0	
	400	Other	100,630.2	77,578.8	0	24,128.8	10,000.0	50,040.0	400.0	84,568.8	
TOTAL EXPENSE			100,630.2	77,578.8	0	24,128.8	10,000.0	50,040.0	400.0	84,568.8	

Opportunity Scholarship

BU PCode
95000 P510

State of New Mexico

E4 PCode Detail
(Dollars in Thousands)

Fund	Account		2023-24	2024-25	2025-26	FY 2026 Agency Request				Total	Justification	
			Actuals	Opbud	PCF Proj	GF	OSF	ISF/IAT	FF			
21190	547200	Grants To Individuals	0.0	162,000.0	0	0.0	0.0	0.0	0.0	0.0	0.0	
21190	547410	Grants To Public Schools&Univ	11,770.5	0.0	0	15,000.0	0.0	0.0	0.0	0.0	15,000.0	
21190	547420	Grants -Higher Ed (in CAFR)	131,516.6	0.0	0	128,000.0	0.0	22,000.0	0.0	0.0	150,000.0	
21190	547430	Grants to Native Amer Indians	2,712.8	0.0	0	3,000.0	0.0	0.0	0.0	0.0	3,000.0	
	400	Other	146,000.0	162,000.0	0	146,000.0	0.0	22,000.0	0.0	0.0	168,000.0	
TOTAL EXPENSE			146,000.0	162,000.0		146,000.0	0.0	22,000.0	0.0	0.0	168,000.0	

BU PCode
95000 P505

Contract by PCode Detail
(Dollars in Thousands)

Fund	Account	#	Contract Purpose	Actuals	FY 2026 Agency Request				Total	Justification	
					GF	OSF	ISF/IAT	FF			
10990	535200	Professional Services	1000	maintenance subscription student data portal	457.8	0.0	0.0	450.0	0.0	450.0	
10990	535600	IT Services	1001	develop & expand professional development system	75.8	0.0	0.0	150.0	0.0	150.0	
34400	535200	Professional Services	1000	consulting services for agency audit	12.6	0.0	15.2	0.0	0.0	15.2	
34400	535300	Other Services	1000	document shredding services, consulting services	6.4	0.0	5.0	0.0	0.0	5.0	
34400	535309	Other Services - Interagency	1000	NM State Personnel human resources support	2.5	0.0	0.0	0.0	0.0	0.0	
34400	535400	Audit Services	1000	audit services for agency annual audit	0.0	0.0	6.5	0.0	0.0	6.5	
68190	535200	Professional Services	1000	consulting services for agency audit and career pathway initiatives (external diploma program)	299.2	0.0	0.0	0.0	347.1	347.1	
68190	535309	Other Services - Interagency	1000	NM State Personnel human resources support	3.3	0.0	0.0	0.0	0.0	0.0	
68190	535400	Audit Services	1000	audit services for annual agency audit	0.0	0.0	0.0	0.0	8.6	8.6	
68190	535600	IT Services	1000	database training for AE programs	78.1	0.0	0.0	0.0	90.0	90.0	
68280	535200	Professional Services	1000	consulting for agency audit & temporary administrative staffing	166.3	0.0	0.0	0.0	90.0	90.0	
68280	535300	Other Services	1000	training facilitator & student mentoring services	1,242.5	0.0	0.0	0.0	260.0	260.0	
68280	535309	Other Services - Interagency	1000	NM State Personnel human resources support	6.2	0.0	0.0	0.0	0.0	0.0	
68280	535400	Audit Services	1000	audit services for annual agency audit	0.0	0.0	0.0	0.0	16.2	16.2	
68280	535600	IT Services	1000	database for data collection, analysis & reporting	182.0	0.0	0.0	0.0	125.7	125.7	
89610	535300	Other Services	1000		234.7	0.0	0.0	0.0	0.0	0.0	
89610	535600	IT Services	1000		1,717.0	0.0	0.0	0.0	0.0	0.0	
91000	535200	Professional Services	1000	consulting services for agency audit	350.0	355.0	0.0	0.0	0.0	355.0	
91000	535300	Other Services	1000	document shredding services & other services	128.3	80.0	0.0	0.0	0.0	80.0	
91000	535309	Other Services - Interagency	1000	NM State Personnel human resources support	29.4	0.0	0.0	0.0	0.0	0.0	

BU PCode
95000 P505

Contract by PCode Detail
(Dollars in Thousands)

Fund	Account	#	Contract Purpose	Actuals	FY 2026 Agency Request				Total	Justification	
					GF	OSF	ISF/IAT	FF			
91000	535400	Audit Services	1000	audit services for annual agency audit	0.0	82.8	0.0	0.0	0.0	82.8	
91000	535600	IT Services	1000	grants management module for monitoring endowments & other flow-through appropriations	126.9	103.8	0.0	0.0	0.0	103.8	
TOTAL EXPENSE					5,119.2	621.6	26.7	600.0	937.6	2,185.9	

Student Financial Aid

BU PCode
95000 P506

State of New Mexico
Contract by PCode Detail
 (Dollars in Thousands)

Fund	Account	#	Contract Purpose	Actuals	----- FY 2026 Agency Request -----				Total	Justification
					GF	OSF	ISF/IAT	FF		
21600	535600 IT Services	1000		15.5	70.0	0.0	0.0	0.0	70.0	
TOTAL EXPENSE				15.5	70.0	0.0	0.0	0.0	70.0	

State of New Mexico
Specials Agency Report (3500)

Run Date: 9/18/24
 Run Time: 1:51:23 PM

Report Name

Business Unit	Rank	Form ID	Language Requested for GAA	Request Type Name	GF Request	Total Request	FTE Request	Agency Contact	Phone
95000	0	62251	For the New Mexico longitudinal data system initiative.	Special (FY 26)	3,000.0	3,000.0	0.00	Gerald Hoehne	505-469-8676
95000	1	61234	For the health professional loan repayment program.	Special (FY 26)	25,000.0	25,000.0	0.00	Gerald Hoehne	505 469-8676
95000	2	62163	For the consortium of higher-education computing communication services cyber security initiative.	Special (FY 26)	10,000.0	10,000.0	0.00	Gerald Hoehne	505-469-8676
95000	3	62187	To establish an endowment to supplement the school of medicine's student recruitment and retention via financial aid and stipends of individuals who graduated from a New Mexico high school or completed a high school equivalency in New Mexico at the university of New Mexico health sciences in Bernalillo county.	Special (FY 26)	25,000.0	25,000.0	0.00	Gerald Hoehne, Chief of Staff	505-469-8676
95000	4	61417	To establish an endowment to supplement UNM School of Medicine faculty recruitment, development, compensation, and retention at the University of New Mexico Health Sciences.	Special (FY 26)	25,000.0	25,000.0	0.00	Gerald Hoehne	505 469-8676
95000	5	61419	For distribution to the higher education institutions of New Mexico for building renewal and replacement. A report of building renewal and replacement transfers must be submitted to the higher education department before funding is released. In the event of a transfer of building renewal and replacement funding to cover institutional salaries, or any other ineligible purpose as defined in the New Mexico higher education department space policy, funding shall not be released to the higher education institutions.	Special (FY 26)	30,000.0	30,000.0	0.00	Gerald Hoehne	505 469-8676
95000	6	62165	For distribution to eligible higher education institutions for the purposes defined in Section 21-1-27.2 NMSA 1978.	Special (FY 26)	20,000.0	20,000.0	0.00	Gerald Hoehne	505-469-8676
95000	7	61425	For distribution to the higher education institutions of New Mexico for equipment renewal and replacement. A report of equipment and renewal and replacement transfers must be submitted to the higher education department before funding is released. In the event of a transfer of equipment renewal and replacement funding to cover institutional salaries, funding shall not be released to the higher education institution.	Special (FY 26)	5,000.0	5,000.0	0.00	Gerald Hoehne	505 469-8676

State of New Mexico
Specials Agency Report (3500)

Run Date: 9/18/24
 Run Time: 1:51:23 PM

Report Name

Business Unit	Rank	Form ID	Language Requested for GAA	Request Type Name	GF Request	Total Request	FTE Request	Agency Contact	Phone
95000	8	61421	To the teacher loan repayment fund.	Special (FY 26)	10,000.0	10,000.0	0.00	Gerald Hoehne	505 469-8676
95000	9	61422	For distribution to public post-secondary institutions statewide to support dual credit programs for New Mexico high school students.	Special (FY 26)	10,000.0	10,000.0	0.00	Gerald Hoehne	505 469-8676
95000	11	61413	For continuation of shared services enterprise resource planning system implementation.	C2 Section 7 Request	10,000.0	10,000.0	0.00	Gerald Hoehne	505 469-8676

Performance Measures Summary

P505 Policy Development and Institution Financial Oversight

Purpose: The purpose of the policy development and institutional financial oversight program is to provide a continuous process of statewide planning and oversight within the department's statutory authority for the state higher education system and to ensure both the efficient use of state resources and progress in implementing a statewide agenda.

Performance Measures:		2022-23 Actual	2023-24 Actual	2024-25 Budget	2025-26 Request	2025-26 Recomm
Output	Number of certificates issued for new and existing private post-secondary schools by type of state authorization	91	85	85	85	
Output	Number of current state authorized and exempted private post-secondary schools by school type	148	165	100	100	
Outcome	Percent of unemployed adult education students obtaining employment two quarters after exit	39%	41%	23%	45%	
Outcome	Percent of adult education high school equivalency test-takers who earn a high school equivalency credential	19%	78%	26%	75%	
Outcome	Percent of fiscal watch program quarterly reports from institutions submitted to the department of finance and administration and the legislative finance committee	100.0%	100.0%	100.0%	100.0%	
Outcome	Percent of high school equivalency graduates entering postsecondary degree or certificate programs	26%	30%	31%	32%	
Explanatory	Percentage of first time, full time, degree seeking students, from the most recently available cohort, at state-funded universities who graduated within four-years of their initial enrollment	28.1%	42.5%	N/A	N/A	
Explanatory	Percentage of first time, full time, degree seeking students, from the most recently available cohort, at state-funded community colleges who graduated within two-years of their initial enrollment	21.5%	29.4%	N/A	N/A	
Efficiency	Agency performance rate on annual loss prevention and control audit conducted by the general services department	100.0%	100.0%	100.0%	100.0%	

P506 Student Financial Aid

Purpose: The purpose of the student financial aid program is to provide access, affordability and opportunities for success in higher education to students and their families so all New Mexicans may benefit from postsecondary education and training beyond high school.

Performance Measures:		2022-23 Actual	2023-24 Actual	2024-25 Budget	2025-26 Request	2025-26 Recomm
Explanatory	Percent of eligible state loan-for-service applicants receiving funds	41.0%	56.0%	N/A	N/A	
Explanatory	Percent of eligible state loan repayment applicants receiving funds	64.0%	73.0%	N/A	N/A	

DFA Performance Based Budgeting Data System

Annual Performance Report

Agency: 95000 Higher Education Department

Program: P505 Policy Development and Institution Financial Oversight

The purpose of the policy development and institutional financial oversight program is to provide a continuous process of statewide planning and oversight within the department's statutory authority for the state higher education system and to ensure both the efficient use of state resources and progress in implementing a statewide agenda.

Performance Measures:		2023-24 Target	2023-24 Result	Met Target	Year End Result Narrative
Efficiency	Agency performance rate on annual loss prevention and control audit conducted by the general services department	100.00%	100.00%	Yes	
Explanatory	Percentage of first time, full time, degree seeking students, from the most recently available cohort, at state-funded community colleges who graduated within two-years of their initial enrollment	N/A	29.35%	N/A	
Explanatory	Percentage of first time, full time, degree seeking students, from the most recently available cohort, at state-funded universities who graduated within four-years of their initial enrollment	N/A	42.50%	N/A	
Outcome	Percent of adult education high school equivalency test-takers who earn a high school equivalency credential	75%	78%	Yes	
Outcome	Percent of fiscal watch program quarterly reports from institutions submitted to the department of finance and administration and the legislative finance committee	100.00%	100.00%	Yes	
Outcome	Percent of high school equivalency graduates entering postsecondary degree or certificate programs	26%	30%	Yes	
Outcome	Percent of unemployed adult education students obtaining employment two quarters after exit	23%	41%	Yes	
Output	Number of certificates issued for new and existing private post-secondary schools by type of state authorization	85	85	Yes	
Output	Number of current state authorized and exempted private post-secondary schools by school type	100	165	Yes	

Program: P506 Student Financial Aid

The purpose of the student financial aid program is to provide access, affordability and opportunities for success in higher education to students and their families so all New Mexicans may benefit from postsecondary education and training beyond high school.

Performance Measures:		2023-24 Target	2023-24 Result	Met Target	Year End Result Narrative
Explanatory	Percent of eligible state loan-for-service applicants receiving funds	N/A	56.00%	N/A	
Explanatory	Percent of eligible state loan repayment applicants receiving funds	N/A	73.00%	N/A	

State of New Mexico
Performance Monitoring Plan

Agency: Higher Education Department

BusUnit: 95000

Program Name: Policy Development and Institution Financial Oversight

PCode: P505

The purpose of the policy development and institutional financial oversight program is to provide a continuous process of statewide planning and oversight within the department's statutory authority for the state higher education system and to ensure both the efficient use of state resources and progress in implementing a statewide agenda.

Measure: Percent of unemployed adult education students obtaining employment two quarters after exit

Strategic Goal: Meet the economic needs of New Mexico for 2020

Data Sources and Methodology:

Data Validity: Moving from a self report survey process to a data matching process increases the likelihood that we are in fact measuring what we intend to measure (job attainment).FY 08 will serve as the baseline for the data matching process. Subsequent years of data will allow us the opportunity to demonstrate validity evidence. Initially, we anticipate the ability of the matching process to more accurately reflect the true number of ABE students obtaining employment as it minimizes human error and other issues associated with self reporting.

Data Reliability: Data matching puts in place a system with consistent methodology establishing confidence that year after year we will be measuring the same thing.FY 08 will serve as the baseline for the data matching process. Subsequent years of data will allow us the opportunity to conduct further reliability analysis. Initially, we anticipate the ability of the matching process to more accurately reflect the true number of ABE students obtaining employment as it minimizes human error and other issues associated with self reporting.

Measure: Percent of adult education high school equivalency test-takers who earn a high school equivalency credential

Strategic Goal: Increase degree attainment and student success

Data Sources and Methodology:

Data Validity: Data validity for this measures will be reviewed and methodolgy defined so that we moving forward we can ensure that we are accuratly reflecting the outcome for this measure.

Data Reliability: Data reliabilty for this measures will be reviewed and methodolgy defined so that we moving forward we can ensure that we are in fact measuring the same thing year after year.

Measure: Percent of fiscal watch program quarterly reports from institutions submitted to the department of finance and administration and the legislative finance committee

Strategic Goal: Enhance statutory oversight of public post secondary institutions for fiscal accountabilitiy

Data Sources and Methodology:

Data Validity:

Data Reliability:

Measure: Agency performance rate on annual loss prevention and control audit conducted by the general services department

Strategic Goal:

Data Sources and Methodology:

Data Validity:

Data Reliability:

Measure: Percent of high school equivalency graduates entering postsecondary degree or certificate programs

Strategic Goal:

Data Sources and Methodology:

Data Validity:

Data Reliability:

Measure: Percentage of first time, full time, degree seeking students, from the most recently available cohort, at state-funded universities who graduated within four-years of their initial enrollment

Strategic Goal:

Data Sources and Methodology:

Data Validity:

Data Reliability:

State of New Mexico

Performance Monitoring Plan

Measure: Percentage of first time, full time, degree seeking students, from the most recently available cohort, at state-funded community colleges who graduated within two-years of their initial enrollment

Strategic Goal:

Data Sources and Methodology:

Data Validity:

Data Reliability:

Measure: Number of certificates issued for new and existing private post-secondary schools by type of state authorization

Strategic Goal:

Data Sources and Methodology:

Data Validity:

Data Reliability:

Measure: Number of current state authorized and exempted private post-secondary schools by school type

Strategic Goal:

Data Sources and Methodology:

Data Validity:

Data Reliability:

Measure: Average number of credit hours for students who start as a first time freshman accrued in the attainment of a bachelor's degree by students graduating from state-funded higher education institutions.

Strategic Goal:

Data Sources and Methodology:

Data Validity:

Data Reliability:

Measure: Average number of credit hours for students who start as a first time freshman accrued in the attainment of an associate's degree by students graduating from state-funded higher education institutions.

Strategic Goal:

Data Sources and Methodology:

Data Validity:

Data Reliability:

Measure: Percent of first-time, degree-seeking community college students who have graduated from the same institution or another public institution within two years

Strategic Goal: Increase degree attainment and student success

Data Sources and Methodology:

Data Validity: Data validity for this measures will be reviewed and methodology defined so that we moving forward we can ensure that we are accurately reflecting the outcome for this measure.

Data Reliability: Data reliability for this measures will be reviewed and methodology defined so that we moving forward we can ensure that we are in fact measuring the same thing year after year.

Measure: Percent of adult education students who enter into postsecondary education and training

Strategic Goal: Expand access to postsecondary education

Data Sources and Methodology:

Data Validity:

Data Reliability:

Measure: Percent of first-time, degree-seeking university students who have graduated from the same institution or another public institution within four years

Strategic Goal: Increase degree attainment and student success

Data Sources and Methodology:

State of New Mexico

Performance Monitoring Plan

Data Validity:

Data Reliability:

Measure: Number of awards produced in postsecondary programs geared toward New Mexico workforce needs

Strategic Goal:

Data Sources and Methodology:

Data Validity: select count(1) 'No.of Degrees from CTE' from Degree where AcademicYear = 2013 and Major1 in (select [CIP Code] from [DUGTEMPT].dbo.CareerTech where [CTE need] = 1)

Data Reliability: Data reliability for this measures will be reviewed and methodology defined so that we moving forward we can ensure that we are in fact measuring the same thing year after year.

Measure: Number of enrolled students in adult education programs

Strategic Goal: Increase degree attainment and student success

Data Sources and Methodology:

Data Validity:

Data Reliability:

Measure: Number of students receiving an associate's degree from a New Mexico public postsecondary institution

Strategic Goal:

Data Sources and Methodology:

Data Validity:

Data Reliability:

Measure: Number of students receiving a baccalaureate degree from a New Mexico public postsecondary institution

Strategic Goal: To increase the number of graduates in NM

Data Sources and Methodology:

Data Validity:

Data Reliability: Insituitions submit annual data on number of graduates to NMHED. Currently the data is being report as with a trailing summer with a one year lag. Starting in FY16, we will be switching to a leading summer.

Measure: Number of students receiving a certificate from a New Mexico public postsecondary institution

Strategic Goal: To increase the number of Associates Degrees

Data Sources and Methodology:

Data Validity:

Data Reliability: Data is submitted annually to NMHED using Edear which validates data fields. Does include less than one year certificates.

Measure: Number of high school students earning dual credits from New Mexico public postsecondary institutions

Strategic Goal: Expand access to postsecondary education

Data Sources and Methodology: By the end of next year we expect that this number will remain at 100% and should not continue to be a measure for the Accountability and Government Act.

Data Validity: Where dc_stu = 'Y' and starsid (a.k.a PED unique ID) is not blank

Data Reliability: Institutions self-report data to NMHED. Edear has validation checks to make sure that a dual credit student is identified correctly and there is a valid 9 digit STARSID. The query limits to student's that are from NM public school or homeschoollers.

State of New Mexico

Performance Monitoring Plan

Measure:	For recent New Mexico high school graduates, percent of students who require remediation in math and/or English, or both who pass the remedial course and pass the ensuing college credit course within the same discipline within one year
Strategic Goal:	Increase degree attainment and student success
Data Sources and Methodology:	Fall DEAR file submissions
Data Validity:	
Data Reliability:	
Measure:	Average time for the private and proprietary schools division to approve or reject a license or registration application
Strategic Goal:	Increase degree attainment and student success
Data Sources and Methodology:	
Data Validity:	Moving from a self report survey process to a data matching process increases the likelihood that we are in fact measuring what we intend to measure (GED attainment). FY 08 will serve as the baseline for the data matching process. Subsequent years of data will allow us the opportunity to demonstrate validity evidence. Initially, we anticipate the ability of the matching process to more accurately reflect the true number of ABE students receiving GED diplomas as it minimizes human error and other issues associated with self reporting.
Data Reliability:	Data matching puts in place a system with consistent methodology establishing confidence that year after year we will be measuring the same thing. FY 08 will serve as the baseline for the data matching process. Subsequent years of data will allow us the opportunity to conduct further reliability analysis. Initially, we anticipate the ability of the matching process to more accurately reflect the true number of ABE students receiving GED diploma's as it minimizes human error and other issues associated with self reporting.
Measure:	Percent of enrollees in four-year public postsecondary institutions who are transfers from public two-year postsecondary institutions
Strategic Goal:	Increase degree attainment and student success
Data Sources and Methodology:	DEAR
Data Validity:	Data validity for this measures will be reviewed and methodology defined so that we moving forward we can ensure that we are accurately reflecting the outcome for this measure.
Data Reliability:	Data reliability for this measures will be reviewed and methodology defined so that we moving forward we can ensure that we are in fact measuring the same thing year after year
Measure:	Average number of credit hours accrued in the attainment of a bachelor's degree by students who transfer in versus those who originate at the degree-awarding institution
Strategic Goal:	Increase degree attainment and student success
Data Sources and Methodology:	DEAR Student File
Data Validity:	Data validity for this measures will be reviewed and methodology defined so that we moving forward we can ensure that we are accurately reflecting the outcome for this measure.
Data Reliability:	Data reliability for this measures is still reviewed and methodology defined. CCA methodology is being used to report AY2012-13 data.
Measure:	Percent of properly completed capital infrastructure draws released to the state board of finance within thirty days of receipt from the institutions
Strategic Goal:	Improve department efficiency and effectiveness
Data Sources and Methodology:	Draws are regularly logged into the division quarterly indicators spreadsheet by the number of draws and the 30 day indicator of Board of Finance.
Data Validity:	Data validity for this measures will be reviewed and methodology defined so that we moving forward we can ensure that we are accurately reflecting the outcome for this measure.
Data Reliability:	Data reliability for this measures will be reviewed and methodology defined so that we moving forward we can ensure that we are in fact measuring the same thing year after year.
Measure:	Percent of institutional operating budgets approved by the New Mexico higher education department deadline of June 1st

State of New Mexico

Performance Monitoring Plan

Strategic Goal:	Enhance statutory oversight of public post secondary institutions for fiscal accountability
Data Sources and Methodology:	
Data Validity:	
Data Reliability:	
Measure:	Time for the private and proprietary schools division to address and close a student complaint
Strategic Goal:	
Data Sources and Methodology:	
Data Validity:	
Data Reliability:	
Measure:	Time for the private and proprietary schools division to complete a request for student transcripts
Strategic Goal:	
Data Sources and Methodology:	
Data Validity:	
Data Reliability:	
Measure:	Percent of dual-credit courses successfully completed annually
Strategic Goal:	Ensure accurate and meaningful data are available.
Data Sources and Methodology:	
Data Validity:	This performance measure result reported by the PED represents sensitivity to program change(s), an evaluation of program impact and effectiveness, and provides a meaningful connection to program performance as defined by PED leadership.
Data Reliability:	The PED will use a clear definition and a standardized procedure for analyzing and collecting the data for this performance measure. This ensures that the measuring procedure used yields responsive results for repeated data collection(s).
Measure:	Number of dual-credit courses students enroll in within New Mexico public high schools and postsecondary institutions
Strategic Goal:	Increase graduation rates.
Data Sources and Methodology:	
Data Validity:	This performance measure result reported by the PED represents sensitivity to program change(s), an evaluation of program impact and effectiveness, and provides a meaningful connection to program performance as defined by PED leadership.
Data Reliability:	The PED will use a clear definition and a standardized procedure for analyzing and collecting the data for this performance measure. This ensures that the measuring procedure used yields responsive results for repeated data collection(s).
Measure:	Percent of capital projects evaluations and audits performed to ensure institutional accountability and responsibility
Strategic Goal:	Improve department efficiency and effectiveness
Data Sources and Methodology:	
Data Validity:	
Data Reliability:	The rigorous validation process described above ensures that this measure is consistently captured and reported.
Measure:	Percent of audit oversight reviews completed by higher education department to ensure institutions are implementing corrective measures to reduce and eliminate new and recurring findings
Strategic Goal:	Enhance statutory oversight of public post secondary institutions for fiscal accountability
Data Sources and Methodology:	
Data Validity:	
Data Reliability:	
Measure:	Percentage of New Mexico's workforce population, ages 25 through 64, with a postsecondary credential
Strategic Goal:	

State of New Mexico

Performance Monitoring Plan

Data Sources and Methodology:

Data Validity:

Data Reliability:

Measure: Average number of credit hours accrued in the attainment of a bachelor's degree by students graduating from state-funded higher education institutions

Strategic Goal:

Data Sources and Methodology:

Data Validity:

Data Reliability:

Measure: Average number of credit hours accrued in the attainment of an associate's degree by students graduating from state-funded higher education institutions

Strategic Goal:

Data Sources and Methodology:

Data Validity:

Data Reliability:

Measure: Number of returning undergraduate students who are taking remedial education courses

Strategic Goal: To measure the number of adults (25 or older) that take remediation courses

Data Sources and Methodology:

Data Validity:

Adult Students that are 25 or above enrolling in a NM Public Postsecondary Institutions that enroll in a remedial Math and/or Remedial English.

Data Reliability:

While adults requiring remediation upon reentry into college is worthy of measurement for performance, NMHED is reviewing the current measure to ensure actionable data is measured.

Measure: Percent of first-time, degree-seeking community college students who have graduated from the same institution or another public institution or have transferred within three years

Strategic Goal: Increase degree attainment and student success

Data Sources and Methodology:

DEAR Degree file & Student File
percent and number of first-time, degree-seeking undergraduates who have graduated or are still enrolled in public higher education after six academic year.

Data Validity:

Data validity for this measures will continued to be reviewed and methodology defined

Data Reliability:

Data reliability for this measures will be reviewed and methodology defined so that we moving forward we can ensure that we are in fact measuring the same thing year after year.

Measure: Number of adult education students who enter into postsecondary education and training

Strategic Goal: Expand access to postsecondary education

Data Sources and Methodology:

Data Validity:

Data Reliability:

Measure: Number of adult education students obtaining employment

Strategic Goal: Meet the economic needs of New Mexico for 2020

Data Sources and Methodology:

A data matching MOU has been established with the Department of Workforce Solutions (DWS). Reports from the Literacy Adult and Community Education System (LACES) are the initial data source for this measure. Matching will take place between LACES data and the DWS reporting system.

All students enrolled in the fiscal year (June 30 - July 29) will be included in the matching algorithm. Any student from the generated list that shows up as employed in the DWS database will be included in the final number.

Data Validity:

Moving from a self report survey process to a data matching process increases the likelihood that we are in fact measuring what we intend to measure (job attainment). FY 08 will serve as the baseline for the data matching process. Subsequent years of data will allow us the opportunity to demonstrate validity evidence. Initially, we anticipate the ability of the matching process to more accurately reflect the true number of ABE students obtaining employment as it minimizes human error and other issues associated with self reporting.

State of New Mexico

Performance Monitoring Plan

Data Reliability: Data matching puts in place a system with consistent methodology establishing confidence that year after year we will be measuring the same thing. FY 08 will serve as the baseline for the data matching process. Subsequent years of data will allow us the opportunity to conduct further reliability analysis. Initially, we anticipate the ability of the matching process to more accurately reflect the true number of ABE students obtaining employment as it minimizes human error and other issues associated with self reporting.

Measure: Percent of first-time, degree-seeking university students who have graduated from the same institution or another public institution within six years

Strategic Goal: Increase degree attainment and student success

Data Sources and Methodology: DEAR Degree file & Student File

Data Validity:

Data Reliability:

Measure: Number of students receiving an associate's degree or certificate from a New Mexico public postsecondary institution

Strategic Goal: To increase the number of Associates Degrees

Data Sources and Methodology:

Data Validity:

Data Reliability: Data is submitted annually to NMHED using Edear which validates data fields. Does not include less than one year certificates. Includes post-

Measure: Number of enrollees in four-year public postsecondary institutions who are transfers from public two-year postsecondary institutions

Strategic Goal: Increase degree attainment and student success

Data Sources and Methodology: DEAR student files

Data Validity: Data validity for this measures will be reviewed and methodology defined so that we moving forward we can ensure that we are accurately reflecting the outcome for this measure.

Data Reliability: Data reliability for this measures will be reviewed and methodology defined so that we moving forward we can ensure that we are in fact measuring the same thing year after year.

Measure: Number of adult education students who earn the high school equivalency credential

Strategic Goal: Increase degree attainment and student success

Data Sources and Methodology: The data source for this measure is the LACES database. A data matching MOU has been established with Oklahoma Scoring. Reports from the Literacy Adult and Community Education System (LACES) are the initial data source for this measure. Matching will take place between LACES data and the Oklahoma scoring data system.

All students enrolled in the fiscal year (June 30 - July 29) who set the goal of passing the GED will be included in the matching algorithm. Any student from the generated list who is determined to have received a passing score on the GED will be included in the final number.

Data is monitored monthly and reported to DFA annually.

Data Validity: Moving from a self report survey process to a data matching process increases the likelihood that we are in fact measuring what we intend to measure (GED attainment).

FY 08 will serve as the baseline for the data matching process. Subsequent years of data will allow us the opportunity to demonstrate validity evidence. Initially, we anticipate the ability of the matching process to more accurately reflect the true number of ABE students receiving GED diplomas as it minimizes human error and other issues associated with self reporting.

Data Reliability: Data matching puts in place a system with consistent methodology establishing confidence that year after year we will be measuring the same thing.

FY 08 will serve as the baseline for the data matching process. Subsequent years of data will allow us the opportunity to conduct further reliability analysis. Initially, we anticipate the ability of the matching process to more accurately reflect the true number of ABE students receiving GED diploma's as it minimizes human error and other issues associated with self reporting.

State of New Mexico

Performance Monitoring Plan

The purpose of the student financial aid program is to provide access, affordability and opportunities for success in higher education to students and their families so all New Mexicans may benefit from postsecondary education and training beyond high school.

Measure:	Percent of eligible state loan-for-service applicants receiving funds
Strategic Goal:	Increase the number of professionals providing medical; allied health; veterinary, dental; education; and public legal services in underserved areas of the state.
Data Sources and Methodology:	
Data Validity:	
Data Reliability:	
Measure:	Percent of eligible state loan repayment applicants receiving funds
Strategic Goal:	
Data Sources and Methodology:	
Data Validity:	
Data Reliability:	
Measure:	Percent of first-time freshman lottery recipients graduated from college after the ninth semester
Strategic Goal:	Increase degree attainment and success
Data Sources and Methodology:	FAFSA information together with student high school, residency, first semester GPA, and student degree files, which are all captured in DEAR, is the data source for this measure. Numbers reported for this measure are always a year behind because data from the degree files is not available until October. Degree files are submitted by institutions in September and have to go through edits before we certify data and upload from the staging area to DEAR.
Data Validity:	All financial aid measures are being reviewed as part of our strategic planning session. Full methodology is forthcoming but will not be available until we review historical stored queries. This review will should provide, or not the validity and reliability evidence for this measure.
Data Reliability:	
Measure:	Percent of students who received state loan-for-service funding who provided service after graduation
Strategic Goal:	Meet the economic needs of New Mexico for 2020
Data Sources and Methodology:	Financial Aid Access data base.
Data Validity:	All financial aid measures are being reviewed as part of our strategic planning session. Full methodology is forthcoming but will not be available until we review historical stored queries. This review will should provide, or not the validity and reliability evidence for this measure.
Data Reliability:	Cross-checks between the financial aid and access database and the DEAR database will be conducted as part of the review of financial aid measures.
Measure:	Percent of state financial aid funds used for need-based aid
Strategic Goal:	Make postsecondary education affordable for all
Data Sources and Methodology:	DEAR Financial Aid File (August) - FAFSA data, DEAR Student files (October) Financial aid access data base
Data Validity:	All financial aid measures are being reviewed as part of our strategic planning session. Full methodology is forthcoming but will not be available until we review historical stored queries. This review will should provide, or not the validity and reliability evidence for this measure.
Data Reliability:	Cross-checks between the financial aid and access database and the DEAR database will be conducted as part of the review of financial aid measures.
Measure:	Annual average federal student loan debt for all students enrolled at four-year public schools
Strategic Goal:	Make postsecondary education affordable to all
Data Sources and Methodology:	DEAR financial aid files - FASFA files
Data Validity:	All financial aid measures are being reviewed as part of our strategic planning session. Full methodology is forthcoming but will not be available until we review historical stored queries. This review will should provide, or not the validity and reliability evidence for this measure.
Data Reliability:	Cross-checks between the financial aid and access database and the DEAR database will be conducted as part of the review of financial aid measures.

State of New Mexico

Performance Monitoring Plan

Measure:	Annual average federal student loan debt for all students enrolled at two-year public schools
Strategic Goal:	Make postsecondary education affordable for all
Data Sources and Methodology:	DEAR financial aid files - FASFA files
Data Validity:	All financial aid measures are being reviewed as part of our strategic planning session. Full methodology is forthcoming but will not be available until we review historical stored queries. This review will should provide, or not the validity and reliability evidence for this measure.
Data Reliability:	
Measure:	Number of lottery success recipients enrolled in or graduated from college after the ninth semester
Strategic Goal:	Increase degree attainment and student success
Data Sources and Methodology:	FAFSA information together with student high school, residency, first semester GPA, and student degree files, which are all captured in DEAR, is the data source for this measure. Numbers reported for this measure are always a year behind because data from the degree files is not available until October. Degree files are submitted by institutions in September and have to go through edits before we certify data and upload from the staging area to DEAR.
Data Validity:	All financial aid measures are being reviewed as part of our strategic planning session. Full methodology is forthcoming but will not be available until we review historical stored queries. This review will should provide, or not the validity and reliability evidence for this measure.
Data Reliability:	
Measure:	Number of need-based scholarships awarded to students with an estimated family contribution of zero
Strategic Goal:	Make post secondary eduaction affordable for all
Data Sources and Methodology:	
Data Validity:	
Data Reliability:	
Measure:	Number of students receiving college affordability awards
Strategic Goal:	Make post secondary eduaction affordable for all
Data Sources and Methodology:	DEAR financial aid files Financial aid access data base
Data Validity:	
Data Reliability:	



Office of the Governor
MICHELLE LUJAN GRISHAM

490 Old Santa Fe Trail Room 400
Santa Fe, NM 87501

Phone: (505) 476-2200

Fiscal Year 2021 STRATEGIC PLAN



STATE OF NEW MEXICO

AGENCY

New Mexico Higher Education Department
2044 Galisteo Street, Suite 4
Santa Fe, NM 87505
(505) 476-8400

Leadership



Governor Michelle Lujan Grisham's priorities

- Transformative strategic investments in public education: My team will work hand-in-hand with educators, students, parents, and communities to build a higher education system that is accessible and equitable, and that provides New Mexicans with every single opportunity they need to succeed.
- Access to high-quality higher education throughout the state: We will keep tuition low and leverage federal financial aid for Pell eligible students going straight from high school to college. We will ensure a tuition free start to college through the launch of New Mexico's Opportunity Scholarship.
- A Lottery Scholarship—now available to Tribal college students—that is vital and solvent on into the future: Further investments in the College Affordability Act, teacher and healthcare provider funds, and research endowments which will improve access and student success.
- Environmentally sustainable Capital Outlay Projects: In line with the Paris Climate Accord, we will ensure a reduced carbon footprint and Leed level standards for all buildings on college campuses.
- Sustainable investments in the workforce: After boosting the minimum wage for the first time in a decade, we will continue to expand our apprenticeships and invest in job training programs.
- Enhanced collaboration for better data collection, analysis and dissemination: improved infrastructure, access, processing, analysis and use of student and institutional data. Build Longitudinal Data System across EEC, PED, HED, and DWS that fully uses a standard ID.

*Note from HED
Cabinet Secretary
Kate O'Neill, Ed.D.*



Higher Education changes lives. We are excited to roll out our vision for the future of Higher Education in New Mexico.

Our plan is anchored by:

- Access
- Affordability
- Quality
- Support
- Student Success

I welcome feedback from stakeholders and look forward to serving all New Mexicans as we continue to move our state forward.



Table of Contents

Vision, Mission, and Values.....	4
Organizational Structure.....	5
Overview.....	6
Budget.....	7
Programs and Strategies.....	8
Activities.....	9
Statutory Authority by Program.....	10
Summary.....	12



Vision, Mission, and Values

OUR VISION

New Mexico will be known globally for accessible, affordable, high-quality postsecondary education and research.

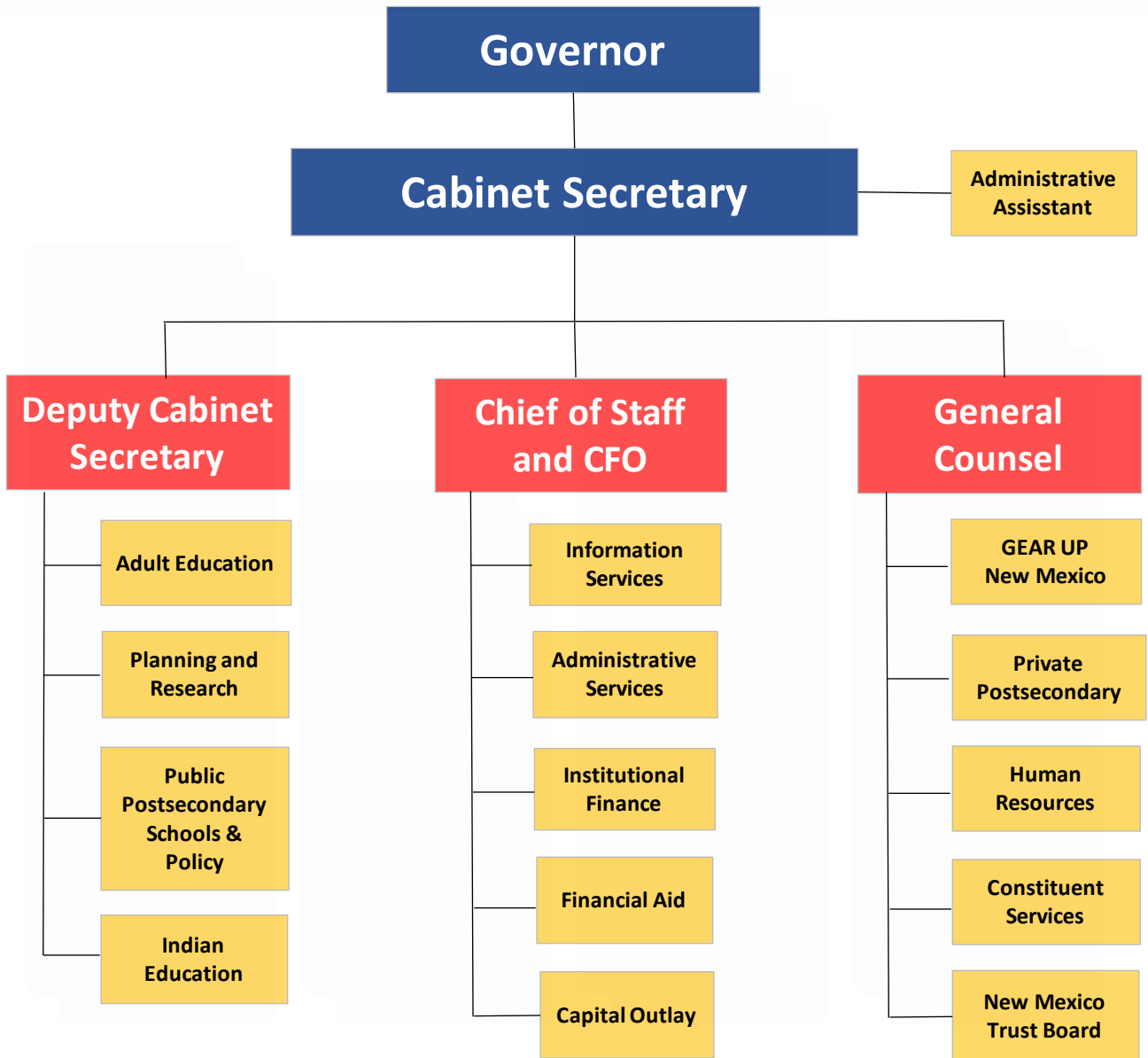
OUR MISSION

Guide, serve, and support students and higher education institutions to ensure enhanced opportunities to recruit, retain, and graduate highly-skilled and well-informed graduates.

OUR GUIDING VALUES

Access, Affordability, Quality, Accountability, Collaboration, Communication, Opportunity, Effectiveness, Support, Service, and Success.

Organizational Structure





Overview

Purpose of the Department

HED provides accessible, quality research and oversight so that all stakeholders can benefit from higher education opportunities and make informed decisions for the enhancement of New Mexico and the world.

Program Users

Eligible students who seek undergraduate, graduate/professional, dual credit, workforce training, and/or adult education, from one of New Mexico's higher education high-quality programs.

Benefits to New Mexicans

- Access to adult and higher education
- Affordable high-quality training
- Affordable high-quality certificates and degree programs
- Increased literacy and numeracy as well as social/emotional skills
- Leverage of federal research, financial aid, and investment funds statewide
- Improved health and socio-economic outcomes due to educational attainment
- More highly skilled workforce
- Retention of highly skilled workers
- Increase in the percentage of college-ready, college enrolled, and graduating students
- More informed and educated public

Budget

Higher Education Department FY20 FTE, Operating Budget and Higher Education Appropriation (in thousands)

Permanent FTE Positions	31
Term FTE Positions	8
Total FTE	39
HED Department	\$ 3,910.90
HED Department Pass-through[^]	\$ 23,111.80
Financial Aid Program	\$ 64,713.20
I&G Appropriation to Institutions[*]	\$ 631,770.80
Additional General Fund Appropriations[*]	\$ 235,272.80
Capital Outlay Pass-through	\$ 80,461.00
Total Higher Education Budget	\$ 1,039,240.50
[^] includes ABE, ENLACE, MESA, AE Pilot, and other programs	
[*] includes compensation increase pass-through	

Programs and Strategies

Program Goals and Objectives

- Deliver high quality and timely services related to academics, literacy and college-readiness programs, financial aid, capital outlay, budget oversight, legal, and information technology support
- Provide comprehensive annual reporting
- Ensure adequate training and educational attainment support for HED employees
- Provide an overall positive experience for HED employees and constituents
- Maintain positive employee morale through employee engagement and appreciation activities
- Create successful pipeline and succession plan for key positions
- Ensure Performance Management processes are designed and implemented to align and maximize individual performance with HED goals
- Report on enrollment trends, degree and graduation rates, financial aid, time to degree, credit accumulation, credentials, faculty and research, student transfers, dual credit, common course numbering system, general education program, degree mapping, advanced placement, remediation rates, adult education demographic and performance data
- Record, edit, audit, report, and archive all financial transactions for HED in compliance with all applicable state and federal laws and regulations and with generally accepted accounting principles
- Ensure maintenance and access of closed school records, including student transcripts requests
- Provide statewide academic instruction and education services to adults below the postsecondary level to increase their ability to read, write, and speak English and demonstrate knowledge necessary to attain a secondary school diploma, transition to postsecondary education and training, and enter a career pathway
- Oversee and provide training and support to sub grantees receiving state and federal funding totaling about \$10,000,000 to provide services to about 12,000 adult students each year
- Participate as core partner under the Workforce Innovation and Opportunity Act with employers and postsecondary institutions to provide workforce preparation and training to New Mexicans with

Strategic Actions

- Expand college access and affordability
- Provide training to Boards of Regents
- Calculate the Higher Education Funding Formula
- Provide budget and fiscal oversight
- Collect and maintain data from higher education institutions through use of the Electronic Data Editing and Reporting (eDEAR) system
- Prepare budget requests, operating budgets, and budget adjustment requests for HED
- Oversee private postsecondary institutions

Performance Measures

Percentage of New Mexico's workforce population, ages 25 -64, with a postsecondary credential
Average number of credit hours accrued in the attainment of a bachelor's degree by students graduating from state-funded higher education institutions
Average number of credit hours accrued in the attainment of an associate's degree by students graduating from state-funded higher education institutions
Percentage of first time, full time, degree seeking students, from the most recently available cohort, at state-funded universities who graduated within four-years of their initial enrollment.
Percentage of first time, full time, degree seeking students, from the most recently available cohort, at state-funded community colleges who graduated within two-years of their initial enrollment
Percent of unemployed adult education students obtaining employment two quarters after exit
Percent of adult education high school equivalency test-takers who earn a high school equivalency credential
Percent of fiscal watch program quarterly reports from institutions submitted to DFA and LFC.
Percent of high school equivalency graduates entering postsecondary degree or certificate programs.
Percent of eligible state loan for service (LFS) applicants receiving funds.
Percent of eligible state loan repayment applicants receiving funds.

Activities

Policy Development, Fiscal and Data Reporting

Implement the New Mexico common course numbering system, general education core program, degree mapping, statewide advanced placement policy, and dual credit program
Analyze and report on the effectiveness of the dual credit program
Analyze and report on how students move through New Mexico's higher education institutions and whether the common course numbering system, general education core program, and degree mapping have improved transfer between institutions
Publish an annual accountability report that includes each higher education institution's and sector's graduation rates, average time to degree, average credit accumulation, most frequent credentials awarded, and information on faculty and research
Publish data reports addressing college remediation, enrollment, degree, graduation rates, financial aid, tuition and fees, funding formula data tables, and the NMHED Annual Report
Collect and maintain data from higher education institutions through use of the Electronic Data Editing and Reporting (eDEAR) system

Fiscal Management, Budget Approval, Capital Outlay and Oversight

Development of the Higher Education Funding Formula
Provide budget and fiscal oversight of higher education institutions and perform supplementary audit and monitoring functions when warranted
Administer the Executive Order 2013-006 for grants of state capital outlay appropriations
Oversee and provide training and support to higher education institutions receiving state capital outlay appropriations
Coordinate annual hearings for higher education institutions to request capital outlay funding in accordance with 5.3.9 NMAC
Provide review and approval of capital projects in accordance with 5.3.10 NMAC

Program Support and Oversight

Record, edit, audit, report, and archive all financial transactions for HED in compliance with all applicable state and federal laws and regulations and with generally accepted accounting principles
Prepare budget requests, operating budgets, and budget adjustment requests for HED
Central disbursement of cash to vendors
Central budgetary controls
Accounting for cash receipts and monthly reconciliation for cash to the State Treasurer's financial reports
Allocation of appropriations from the State General Fund
Processing, recording, summarizing, and reporting financial transaction information
Annual production and audit of the State of New Mexico Comprehensive Annual Financial Report (CAFR)
Provide statewide academic instruction and education services to adults below the postsecondary level that increase their ability to read, write, and speak English and demonstrate knowledge necessary to attain a secondary school diploma, transition to postsecondary education and training, and enter a career pathway
Oversee and provide training and support to sub grantees receiving state and federal funding totaling about \$10,000,000 to provide services to about 12,000 adult students each year
Participate as core partner under the Workforce Innovation and Opportunity Act with employers and postsecondary institutions to provide workforce preparation and training to New Mexicans with barriers to employment
Maintain demographic and performance data and report annually on high school credential attainment, transition to postsecondary education and training, employment and wage status, and educational skill level gains
Oversee private postsecondary educational institutions and public out-of-state authorization, and authorization for agents to recruit New Mexico students to attend out of state higher education institutions
Ensure maintenance and access of closed school records, including student transcript requests

Statutory Authority by Program

Policy Development, Fiscal Analysis, Budget Oversight and Education Accountability

Provide review and consultation for all new state-funded associate, baccalaureate, graduate, and professional degrees (21-1-26 NMSA 1978)

Analyze the financial impact of new degree programs as part of the department's review of the institution's operating budget (21-1-26 NMSA 1978)

Provide oversight of all private post-secondary educational institutions operating within the state and provide registration to all regionally accredited private institutions and licensure to all nonregionally accredited private institutions (21-23-5 NMAC 1978)

Provide review and make recommendation to the legislature for any new public institutions or campuses (21-1-26.9 NMSA 1978)

Plan and budget for the statewide adult basic education program and establish a protocol to provide equitable access to funding for adult basic education agencies (21-1-26.11NMSA 1978)

Develop, with the governing bodies of the institutions, a five-year plan for funding the infrastructure renovation and expansion projects designated by the department as the highest priority of significant needs and determine projects to be funded (21-1-26.12NMSA 1978)

Develop and publish a statement of statewide educational needs and guidelines to assist the institutions in the development or modification of institutional strategic plans, in consultation with the public institutions (21-1-26.12 NMSA 1978)

Conduct studies of statewide educational needs and make recommendations to the governor, the legislature and the institutions (21-1-26.12 NMSA 1978)

Carry out a continuing program of statewide planning for post-secondary education (21-2-5 NMSA 1978)

Conduct assessment of present and projected needs for the various types of postsecondary education in all parts of the state (21-2-5 NMSA 1978)

Conduct analysis of the effectiveness and productivity of postsecondary educational programs and an identification of marginal programs and of unnecessary or excessive duplication of programs (21-2-5 NMSA 1978)

Identify present and projected needs for postsecondary education on a statewide basis by identifying necessary expansion, elimination, or establishment of new programs or institutions (21-2-5 NMSA 1978)

Identify present and projected needs for postsecondary education on a statewide basis by identifying necessary expansion, elimination, or establishment of new programs or institutions (21-2-5 NMSA 1978)

Develop strategies for infusing occupational education and career education into the educational system at all levels on an equal basis with traditional academic education (21-2-5 NMSA 1978)

Develop provisions for the operation of postsecondary education and for the effective utilization of federal, state and local funding available for such education (21-2-5 NMSA1978)

Establish a program for receipt of distance education by students in the state; and of distance education to students in other states (21-23B-3 NMSA 1978)

Statutory Authority by Program

Fiscal Management and Oversight

Be concerned with the problems of finance of those public educational institutions designated in Article 12, Section 11 of the Constitution of New Mexico and other public post-secondary educational institutions in the state. (21-1-26 NMSA 1978)

Be concerned with adequate financing of public institutions and with the equitable distribution of funds (21-1-26 NMSA 1978)

Receive, adjust and approve the budgets submitted by public institutions prior to the submission of these budgets to the Department of Finance and Administration (21-1-26NMSA 1978)

Administer funds furnished under acts of congress for post-secondary educational institutions (21-1-26 NMSA 1978)

Provide prior approval for proposed purchase or construction or remodeling for public institutions (21-1-21 NMSA 1978)

Conduct special verifications of the institutions to include enrollments, fund balances, compliance with legislation, comparison of expenditures to budgets and other areas (21-1-26.3 NMSA 1978)

Make recommendations to the executive and to the legislature for determining appropriations from the state general fund to implement the planned system of postsecondary education pertaining (21-2-5 NMSA 1978)

Present to the legislature a comprehensive funding request and a legislative priorities list for all higher education contemplating the needs of all public post-secondary educational institutions and programs (9-25-9 NMSA 1978)

Develop a funding formula that will provide funding for each institution of higher education to accomplish its mission as determined by a statewide plan (21-2-5.1 NMSA1978)

Community Development, Local Government Assistance and Fiscal Oversight

Develop and maintain programs for the orientation and in-service education of members of the boards of regents and the governing bodies of other public postsecondary institutions (21-26 NMSA 1978)

Enter into agreement for the western interstate commission for higher education to administer and the state to participate in a state authorization reciprocity agreement (21-23B-3 NMSA 1978)

Program Support

Administer over 20 programs that finance higher education, including aid programs, legislative lottery scholarship, loan for service and loan repayment programs and the college savings program (21-21B-1 through 21-22I-8 NMSA 1978)

Submit an annual report to the governor and the legislature (21-2-7 NMSA 1978)

Make and adopt procedural rules necessary to carry out duties of the department (9-25-8NMSA 1978)

Appoint and convene a higher education advisory board to advise the secretary and the governor on policy matters (9-25-10 NMSA 1978)



Summary

The New Mexico Department of Higher Education provides vital support, oversight, guidance, policy, reviews, and capital outlay coordination throughout the state. The Department oversees both public and private institutions of post-secondary education for the benefit of students, communities, and the state as a whole. HED's goal is to support post-secondary educational attainment at the level of 66% of New Mexicans with a degree or credential by 2030 – *the Route to 66!*



**NEW MEXICO
HIGHER EDUCATION
DEPARTMENT**

**Fiscal Year 2026
INFORMATION TECHNOLOGY STRATEGIC
PLAN**

September 3, 2024

Prepared by: Isaac Bush, Acting Chief Information Officer

Table of Contents

EXECUTIVE SUMMARY.....	3
I. AGENCY OVERVIEW.....	4
A. AGENCY MISSION.....	4
B. AGENCY GOALS.....	4
C. VISION AND PRIORITIES	4
D. AGENCY DESCRIPTION AND ORGANIZATION STRUCTURE.....	4
II. IT ENVIRONMENT	5
1. Major Applications	5
2. Infrastructure.....	5
3. Security.....	6
4. Agency IT Certified Projects.....	6
5. Workforce	6
6. Challenges.....	6
III. FY24 KEY ACCOMPLISHMENTS.....	7
A. FY24 STRATEGIC IT ACCOMPLISHMENTS	7
B. OTHER KEY IT ACCOMPLISHMENTS – FY24.....	7
IV. FY26 IT STRATEGIC GOALS AND STRATEGIES.....	7
V. IT FISCAL AND BUDGET MANAGEMENT.....	10
VI. SPECIAL FUNDING, SUPPLEMENTAL, COMPUTER SYSTEM ENHANCEMENT (C2) FUNDING AND REAUTHORIZATION OF C2 APPROPRIATIONS	11
APPENDIX A-I: AGENCY ORGANIZATION CHART	12
APPENDIX A-II: IT ORGANIZATION CHART.....	13
APPENDIX A-III: C2 IT DATA PROCESSING CSEF.....	14
APPENDIX A-III: C2 IT Data Processing CSEF.....	14
Budget Director Signature _____.....	14

EXECUTIVE SUMMARY

The New Mexico Higher Education Department (HED) seeks to promote accessibility to education for all New Mexicans. The Information Technology Services Division (ITS) is key to this mission by being part of every aspect of HED operations, from obtaining and configuring agency smartphones to managing the physical door access system to deploying and administering desktop, laptop, and tablet computers to providing cloud-based services, public websites and web-based applications.

The ITS work that most effectively engages the higher education institutions and the public and which further empowers our staff and better protects our data, receives most of our attention. This includes (a) regular updates and new features for our applications, (b) offering archived school transcripts for students, (d) providing portals for uploading Capital Projects, Institutional Finance reports, and Financial Aid submissions (e) procuring and installing new network and server systems, (f) providing continuous high-level cyber security, and (g) facilitating legislative bill analysis. Therefore, the ITS work and goals are in alignment with the Higher Education Department's and the State's IT strategic goals. Specifically:

ITS is continuing to improve overall security and functionality by way of (a) robust Internet traffic management via our firewalls, (b) utilizing Zero Trust Architecture across all systems and services, and (c) implementing multi-factor authentication. Also, as part of our continuous integration and continuous delivery efforts, we are adding features and improving performance of all existing applications and deploying new ones. ITS continues to refine and expand services in the public cloud, increasing efficiencies, redundancy, performance, accessibility, and security.

Regarding inter-agency activity, ITS continues to work with the CIOs of all the New Mexico Higher Education Institutions (HEIs) on cybersecurity, currently focusing on performing regularly penetration testing and assessments. We also continue to collaborate with Department of Information Technology's Office of Broadband, working in concert with University of New Mexico, the Public Education Department (PED), the Early Childhood Education and Care Department (ECECD), to bring broadband connectivity to the Grants, NM region, including the Navajo Nation community. Also, we remain a key stakeholder on the New Mexico Longitudinal Data System project (NMLDS), which is a collaboration between HED, ECECD, PED, and the Department of Workforce Solutions (DWS); ITS participates on the NMLDS Project Team, secures and oversees state and federal funding, execute and manages vendor contracts, and provides project management and IV&V services. NMLDS, a certified project, is currently initiating Phase 2 of NMLDS and we are on target to have this phase completed in September 2026.

Agency leadership continues to prioritize (a) better engagement and support of the State's students and teachers and (b) widely sharing the extensive information HED has collected and which ITS manages and protects. FY26 will, therefore, see ITS expand and harden our cloud-based Business

Continuity and Disaster Recovery solution and further and more efficiently integrate our cloud-based services, primarily Microsoft 365 and Azure Active Directory.

I. AGENCY OVERVIEW

A. AGENCY MISSION

The New Mexico Higher Education Department provides financial, academic, and policy oversight to the NM public higher education institutions for the purpose of promoting efficiency, accountability and student success.

B. AGENCY GOALS

HED fosters and guides a system of higher education that best meets the needs of the citizens of the state by providing financing to and oversight of all of the state's public universities and colleges. The agency also has regulatory authority over private for-profit institutions operating within the state.

C. VISION AND PRIORITIES

HED strives to position public New Mexico colleges and universities to be more student-focused, delivering personalization that engages students and ensures their needs are seen, addressed and exceeded. Equity, therefore, is the highest priority. HED in concert with the state colleges and universities is striving to open up paths to experiences, opportunities and careers to all students, especially from marginalized communities, and help students define their goals and careers on their own terms.

The mission of ITS is to facilitate the workflow of all HED divisions and enhance the overall efficiency of the agency in support of this vision and priority

D. AGENCY DESCRIPTION AND ORGANIZATION STRUCTURE

HED has a staff size of 56 and offices in Santa Fe, Albuquerque, Espanola, and Taos. The agency is comprised of eight main divisions that sponsor various education-related programs. These are as follows:

1. The [Adult Education Division](#) serves adults to become literate and obtain the knowledge and skills necessary for employment and self-sufficiency.
2. The [Financial Aid Division](#) is dedicated to helping students in pursuing their educational goals by educating students, parents and the community about state aid opportunities.
3. [GEAR UP](#)'s mission is to increase the number of underrepresented students who are prepared to enter and succeed in Postsecondary education.
4. The [Institutional Finance Division](#) is responsible for the fiscal oversight of 32 colleges, universities and special schools.

5. The [Academic Affairs and Policy Division](#) is involved with a number of activities, including monitoring the transfer and articulation operation and the associated General Education Core Course listings.
6. The [Private Postsecondary Schools Division](#) (PPSD) issues licenses or letters of exemptions to private postsecondary Institutions allowing these institutions to legally operate in the state.
7. The [Research and Planning Division](#) provides quality assurance, reporting and planning support to the higher education community through collaborative data collection, analysis and reporting.
8. The [Capital Projects Division](#) reviews and approves capital projects prior to construction and provides a statewide capital outlay funding recommendation for all public higher education institutions.
9. The [Indian Education Division](#) is responsible for building, ensuring and maintaining effective two way communication between the New Mexico Higher Education Department (NMHED) and Tribal Communities within the State.

The [Information Technology Services Division](#) supports the efforts of the above and facilitates and transforms the business processes of the agency and provide the highest possible value to all internal and external stakeholders.

For the organization chart and division-level staffing information, go to [Appendix A-I](#). For the IT Division organization chart, see [Appendix A-II](#).

II. IT ENVIRONMENT

1. Major Applications

Our primary applications deal with supporting NM higher education institutions directly and indirectly by (a) providing financial aid to students, teachers and graduates, (b) funding projects, (c) overseeing projects and finances, (d) managing course and program changes and standards, (e) collecting enrollment and graduation information, and (f) providing transcripts. All of these work with sensitive information. Therefore, along with functionality, cybersecurity is the highest priority. Secondary priorities are intuitive, easy-to-use interfaces and strong customer support.

2. Infrastructure

All physical HED network and server systems are located at the 2044 Galisteo Street HED Office complex and are comprised of a HP x64 server system, Aruba network switches, a Palo Alto firewall, and Aruba wireless access points. Our primary infrastructure is cloud-based, including primary Active Directory domain controller, primary Palo Alto firewall. It also includes application containers and PostgreSQL and SQL Server databases.

3. Security

Security remains a high priority and takes approximately 20% of our time. It is built into every IT aspect, from application development to VPN upgrades. As such, it is a mandatory consideration when any change, purchase or request is made, and it is and has been a key driver of our move to cloud-based services. This includes redundant back-ups, deployment of Zero Trust Architecture, and required use of multi-factor authentication on applications and services.

Other aspects of our security include tiered Active Directory permissions, robust VPN and VPC services, and multi-level end-user protection, including local anti-malware and firewall services.

4. Agency IT Certified Projects

HED has one certified IT project, the NM Longitudinal Data System (NMLDS).

NM Longitudinal Data System (NMLDS)	
Project Description	In partnership with DWS, ECECD and PED, implement a central data and reporting system containing all student and workforce information to track students’ progress accurately through the education and workforce systems.
Estimated Project Costs	\$9.9M (FY21 – FY24)
Current Funding	\$8.3M (FY21 – FY23)
Certified Project Phase	Implementation
Estimated Completion	September 2026
Strategic Priority	To identify what programs, services, interventions, education practices, and other factors have an impact on student success and thereby help improve New Mexico’s high school graduation rate, college enrollment and completion rates, workforce preparedness and retention, employment rate, career longevity, and ultimately broader social indicators such as poverty and health outcomes.

TABLE II.1: Current Certified IT Projects

5. Workforce

A. Full Time Employees

ITS has six authorized IT full time employees (FTE) of which currently four are filled and two are vacant.

B. IT Professional Services Contractors

We currently have two contractor teams supporting IT projects.

6. Challenges

ITS has the same major challenge as last year: migrate our traditional, standalone Active Directory and Shared File services to Azure Active Directory and integrate them with our Microsoft 365 services.

III. FY25 KEY ACCOMPLISHMENTS

In FY25 ITS developed and deployed a major new application, procured and deployed a new on-premises server system, improved and hardened our firewall services, continued the Implementation Phase for the NMLDS project, and continued close collaboration with State and higher education partners.

A. FY25 STRATEGIC IT ACCOMPLISHMENTS

STRATEGIC PRIORITY – Better leverage and share institutional and student information	
STRATEGY STATEMENT – Further expand capabilities to foster collaboration and knowledge management	
FY25 Strategy 1	Continue to improve inter-agency data sharing and increase transparency by way of secure, on-demand access technology
Accomplishments	Currently implementing the NM Longitudinal Data System (NMLDS)
Outcomes/Metrics	The NMLDS project’s Phase II is in the Initialization Phase and on for completion Sep’26.

TABLE III.1: FY24 Strategic IT Accomplishments

B. OTHER KEY IT ACCOMPLISHMENTS – FY24

We funded cybersecurity initiatives in all thirty public higher education institutions in New Mexico

SECURITY	
Accomplishments	In collaboration with DoIT, Ivanti and all NM public college and university CIOs, systematically funded cybersecurity assessment and penetration testing services for all NM public higher education institutions.
Value or Impact	Began or augmented existing cybersecurity programs at all NM public higher education institutions.

TABLE III.2: Other Key IT Accomplishments – FY24

IV. FY26 IT STRATEGIC GOALS AND STRATEGIES

Being a small division, ITS must remain responsive, efficient and to continue to achieve quality results. Our two FY25 strategic goals have that in common.

STRATEGIC PRIORITY 1 – Strategy Name	
Goal Statement	
FY26 Strategy 1	Strengthen cyber security measures to protect against evolving cyber threats by implementing robust firewalls, encryption, threat intelligence, and employee training programs.
Outcomes/Metrics	<u>Robust Firewalls</u>

Outcome: Enhanced network security and reduced unauthorized access.

Metrics:

1. Number of firewall rule violations or breach attempts.
2. Reduction in successful intrusion attempts.
3. Firewall uptime and availability.
4. Average time to detect and respond to firewall alerts.

Encryption Implementation

Outcome: Protection of sensitive data in transit and at rest.

Metrics:

1. Percentage of data encrypted.
2. Number of encryption-related incidents (e.g., data breaches).
3. Compliance with encryption standards (e.g., PCI DSS, HIPAA).

Threat Intelligence Integration

Outcome: Improved threat detection and proactive threat mitigation.

Metrics:

1. Number of actionable threat intelligence reports integrated.
2. Reduction in time to detect and respond to threats.
3. Number of false positives/negatives in threat alerts.
4. Percentage decrease in successful attacks due to threat intelligence.

Employee Training Programs

Outcome: Increased cybersecurity awareness and a reduction in human-related security incidents.

Metrics:

1. Employee participation rates in cybersecurity training.
2. Frequency and success rates of simulated phishing attacks.
3. Number of reported security incidents by employees (e.g., lost devices, suspicious emails).
4. Decrease in security incidents caused by employee negligence.

Incident Response Effectiveness

Outcome: Efficient and effective response to security incidents.

Metrics:

1. Mean time to detect (MTTD) and mean time to respond (MTTR) to security incidents.
2. Percentage of incidents contained before causing significant damage.

	<p>3. Post-incident analysis to identify areas for improvement.</p> <p><u>Compliance with Security Standards</u></p> <p>Outcome: Alignment with industry-specific security standards and regulations.</p> <p>Metrics:</p> <ol style="list-style-type: none">1. Compliance audit results (e.g., PCI DSS, ISO 27001).2. Number of security policy violations. <p>Percentage of security controls implemented according to standards.</p>
--	---

TABLE IV.1. FY26 IT Strategic Goals and Strategies

V. IT FISCAL AND BUDGET MANAGEMENT

Information Technology (IT) Operating Budget (C1)

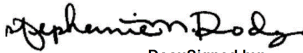


(To update this table, please double click on the embedded spreadsheet and add the required information. Before exiting the spreadsheet, please make sure to scroll up. Otherwise, the entries of this table will not be fully previewed.)

Agency Name			Agency Code		
NM Higher Education Department			950		
Base Request Operational Support of IT. Check one of the options below:			Flat Budget	Expansion from previous year	
Yes/No			yes		
Revenue IT Base Budget (dollars in thousands)					
Appropriation Funding Type	FY23 Actual	FY24 Actual	FY25 OpBud	FY26 Request	FY27 Estimate
General Fund	1,380.0	850.0	880.0	950.0	950.0
Other State Funds	0.0	0.0	0.0	0.0	0.0
Federal Funds	0.0	0.0	0.0	0.0	0.0
Internal Svc Funds/Interagency Transfer	0.0	0.0	0.0	0.0	0.0
Total	1,380.0	850.0	880.0	950.0	950.0
Expenditure Categories (dollars in thousands)					
Category or Account Description	FY23 Actual	FY24 Actual	FY25 OpBud	FY26 Request	FY27 Estimate
Personal Services & Employee Benefits	1,195.0	588.0	610.0	650.0	650.0
Contractual & Professional Services	110.0	100.0	100.0	100.0	100.0
IT Other Services	75.0	140.0	150.0	150.0	150.0
Other Financing Uses	0.0	0.0	0.0	0.0	0.0
Total	1,380.0	828.0	860.0	900.0	900.0
	Print Name	Phone	Email Address	Date	
Agency Cabinet Secretary/ Director (Mandatory)	Stephanie Rodriguez	505-690-7799	Stephanie.Rodriguez@hed.nm.gov	9/16/24	
Chief information Officer or IT Lead (Mandatory)	Isaac Bush	5053101765	Isaac.Bush@hed.nm.gov	9/16/2024	
Chief Finance Officer (Mandatory)	Gerald Hoehne		gerald.hoehne@hed.nm.gov		

Agency Cabinet Secretary/Director Signature

Chief Information Officer/IT Lead Signature

Chief Financial Officer Signature

DocuSigned by:

 6E1AAA075877409...
 DocuSigned by:

 11E84B6B15A44F6...
 DocuSigned by:

 00C7B11CF96943F...

VI. SPECIAL FUNDING, SUPPLEMENTAL, COMPUTER SYSTEM ENHANCEMENT (C2) FUNDING AND REAUTHORIZATION OF C2 APPROPRIATIONS

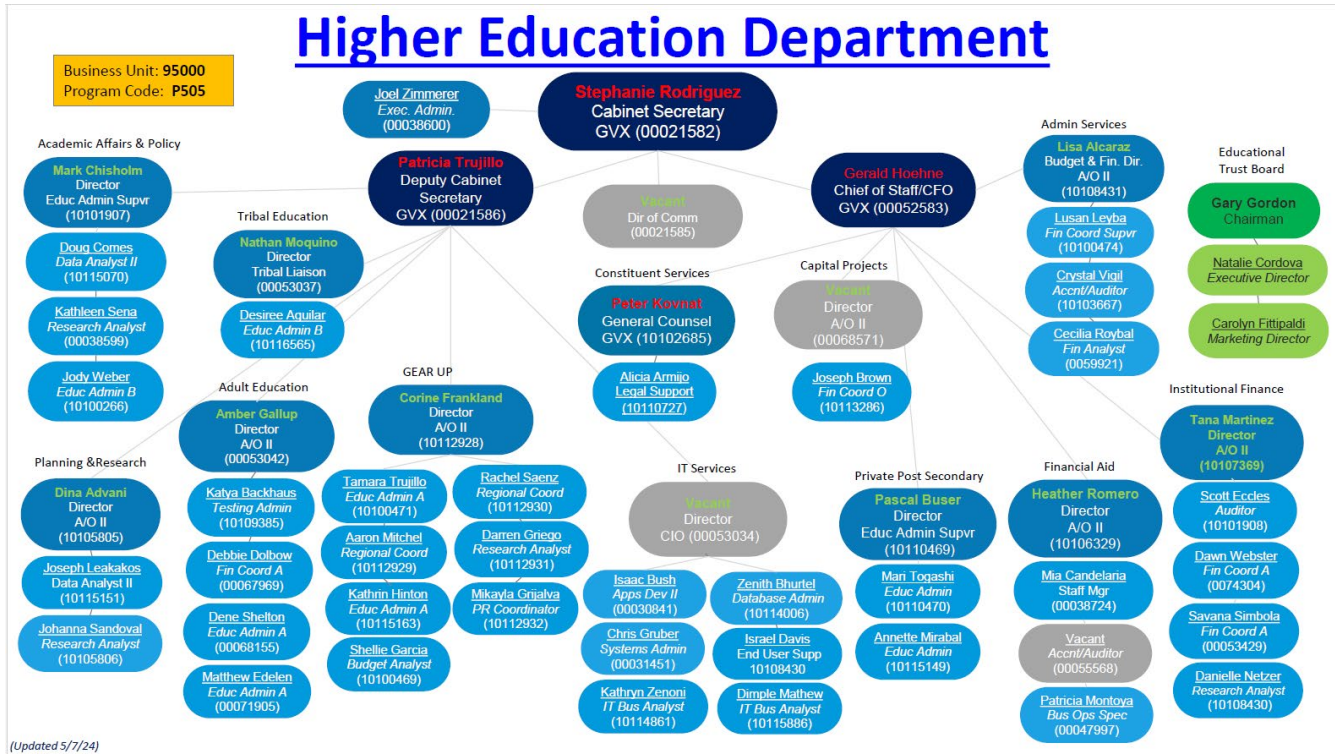
- A. HED will be making one special funding request for approximately \$10M
- B. HED will be submitting one C2 funding request for
- C. The agency is not requesting reauthorization of prior C2 appropriations.

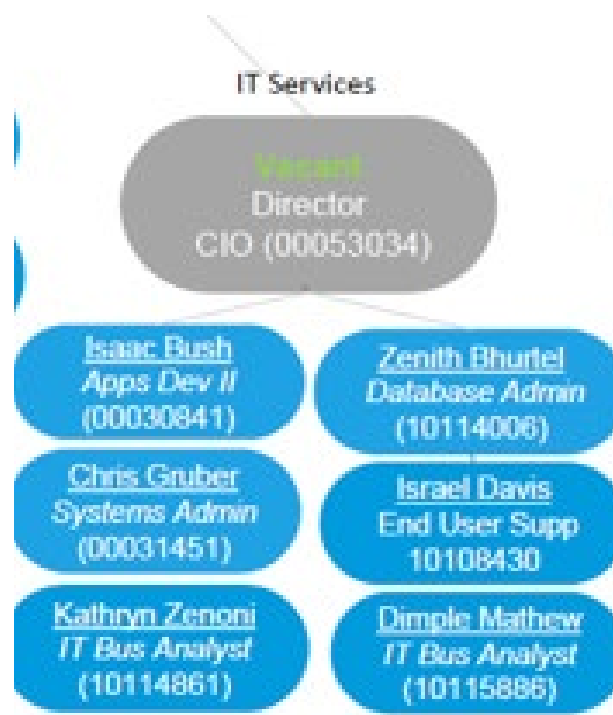
REQUEST FOR REAUTHORIZATION OF C2 APPROPRIATIONS

Information Technology Request for Reauthorization of C2 Appropriations				
Agency Name		Agency Code		
Lead Agency Name Listed on Appropriation		Project Name		
Source of Authorization (e.g. Laws 2022, Chapter 54, Section 7 (12) or Grant/Federal Fund #)			Appropriation Amount (in thousands)	Remaining Balance (in thousands)
			0.0	0.0
			0.0	0.0
			0.0	0.0
			0.0	0.0
			0.0	0.0
			0.0	0.0
Total amount appropriated for project life (in thousands)		Will the project be completed within the next fiscal year?	<input type="checkbox"/> Yes <input type="checkbox"/> No	
Reason for Requesting Reauthorization				

TABLE VI.1: Request for Reauthorization of C2 Appropriations

APPENDIX A-I: AGENCY ORGANIZATION CHART





APPENDIX A-II: IT ORGANIZATION CHART

APPENDIX A-III: C2 IT DATA PROCESSING CSEF

APPENDIX A-III: C2 IT Data Processing CSEF

C2: Information Technology Data Processing - Computer Systems Enhancement Fund (CSEF)

Agency Name	Agency Code	Project Name			
Higher Education Department	95010	Shared Services ERP			
Multi-Agency Project	Participating Agencies	Priority	Projected Start Date	Projected End Date	
Yes/No		1	10/1/21	9/30/27	

Revenue Project Cost (dollars in thousands)					
Category or Account Description	FY24 & Prev Actual	FY25 Budget	FY26 Request	FY27 Request Estimate (If any)	Total
General Fund (CSEF)	16,125.0	7,000.0	25,032.0	0.0	48,157.0
Other State Funds (*specify funds below)	13,695.0	3,000.0	3,000.0	3,000.0	22,695.0
Federal Funds	7,407.6	0.0	0.0	0.0	7,407.6
Internal Svc Funds/Interagency Transfer	0.0	0.0	0.0	0.0	0.0
Total	37,227.6	10,000.0	28,032.0	3,000.0	78,259.6
*If Other State Funds, Specify Funding Source/Fund Name					

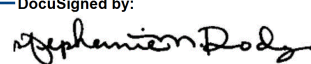
Expenditure Categories (dollars in thousands)					
	FY24 & Prev Actual	FY25 Budget	FY26 Request	FY27 Estimate	Total
Personal Services & Employee Benefits	11,782.5	4,056.7	4,611.7	2,611.7	23,062.6
Professional Services	20,943.3	9,788.9	7,890.0	5,829.7	44,451.9
Travel/Lodging	0.0	100.0	100.0	100.0	300.0
IT Hardware	0.0	0.0	0.0	0.0	0.0
IT Software	5,114.8	2,557.4	2,557.4	2,557.4	12,787.0
Other	0.0	0.0	0.0	0.0	0.0
Total	37,840.6	16,503.0	15,159.1	11,098.8	80,601.5


	Print Name	Phone	Email Address	Date
Agency Cabinet Secretary/Director (Mandatory)	Stephanie M. Rodriguez	505-476-8400	Stephanie.Rodriguez@hed.nm.gov	09/03/2024
Chief information Officer or IT Lead (Mandatory)	Isaac Bush	505-379-1434	Isaac.Bush@hed.nm.gov	09/03/2024
Chief Finance Officer / Budget Director (Mandatory)	Gerald Hoehne	505-476-8434	Gerald.Hoehne@hed.nm.gov	09/03/2024


Agency Cabinet Secretary/Director Signature

Chief Information Officer/IT Lead Signature

Budget Director Signature

DocuSigned by:

 0E1AAA075817409...

DocuSigned by:

 11E84B6B15A44F6...

DocuSigned by:

 00C7B11CF96943F...